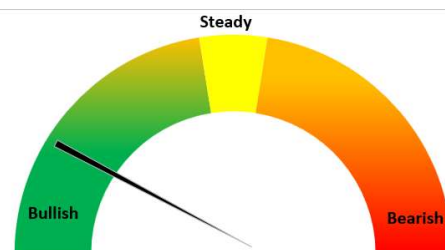


Today's Update

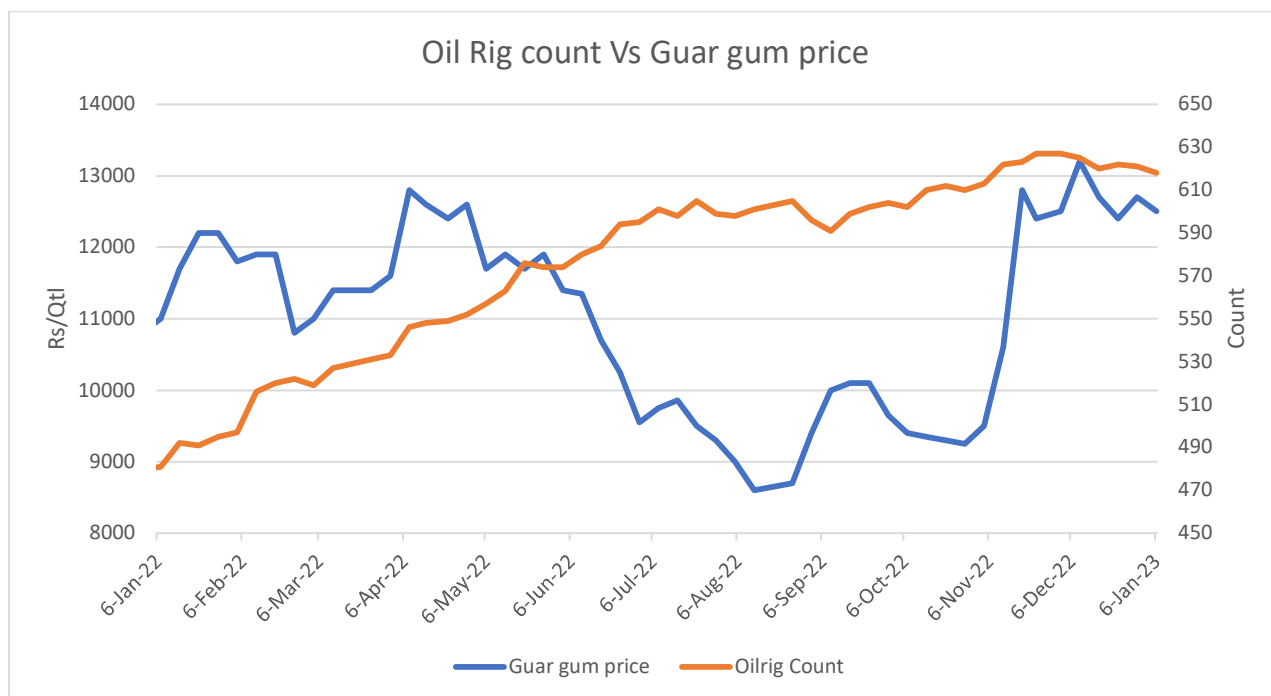
Guar seed Jodhpur delivery prices recorded a 7-month high at INR 6,720/Qtl. and remained steady as compared to the previous day. While in other cash markets, Guar seed traded with mixed sentiments. In Rajasthan, arrivals went up at 6,850 qtl. Vs 4,850 qtl. previous day. While in Haryana also, the arrivals went up at 3,350 qtl. Vs 3,150 qtl. previous day. Jodhpur Guar seed delivery prices are expected to trade in the range of Rs. 6,000-6,900/Qtl. in near term amid good demand in the market.



Month till date, Guar seed Jodhpur delivery prices went up by 44% at Rs. 6,720/qtl. as compared to October month closing at Rs. 4,673/qtl. While the Guar gum prices went up by 52% at Rs. 14,000/qtl. as compared to October month closing at Rs. 9,200/qtl.

Oilrig Count Vs Guar gum Prices

As on 06th Jan '2023, as per data released by Baker Hughes, the number of oilrigs in USA decreased by 3 at 618 as compared to the previous week at 621, while the guar gum weekly prices went up by 0.3%.



WTI Crude Oil

WTI Crude oil 13th Jan '23	% Change
13th Dec '22	2.22%
1 Week	8.67%
Month till date	-0.48%

Guar Split Exports

India's Guar split exports increased in the month of December '2022 by 21% to 5,440 MT as compared to 4,500 MT previous month. While, the Guar split shipments went up by 66% in December '22 compared to the same period last year. Out of the total exports, around 3,400 MT (62.5%) was bought by China, 1520 MT (28%) bought by the USA, 220 MT (4.04%) by Germany, 120 MT by Netherlands as well as by Switzerland both and 60 MT by Canada.

Country	Guar Split exported in Dec '22 (MT)	% Share
CHINA	3400	62.50%
USA	1520	27.94%
GERMANY	220	4.04%
NETHERLANDS	120	2.21%
SWITZERLAND	120	2.21%
CANADA	60	1.10%
Grand Total	5440	100.00%

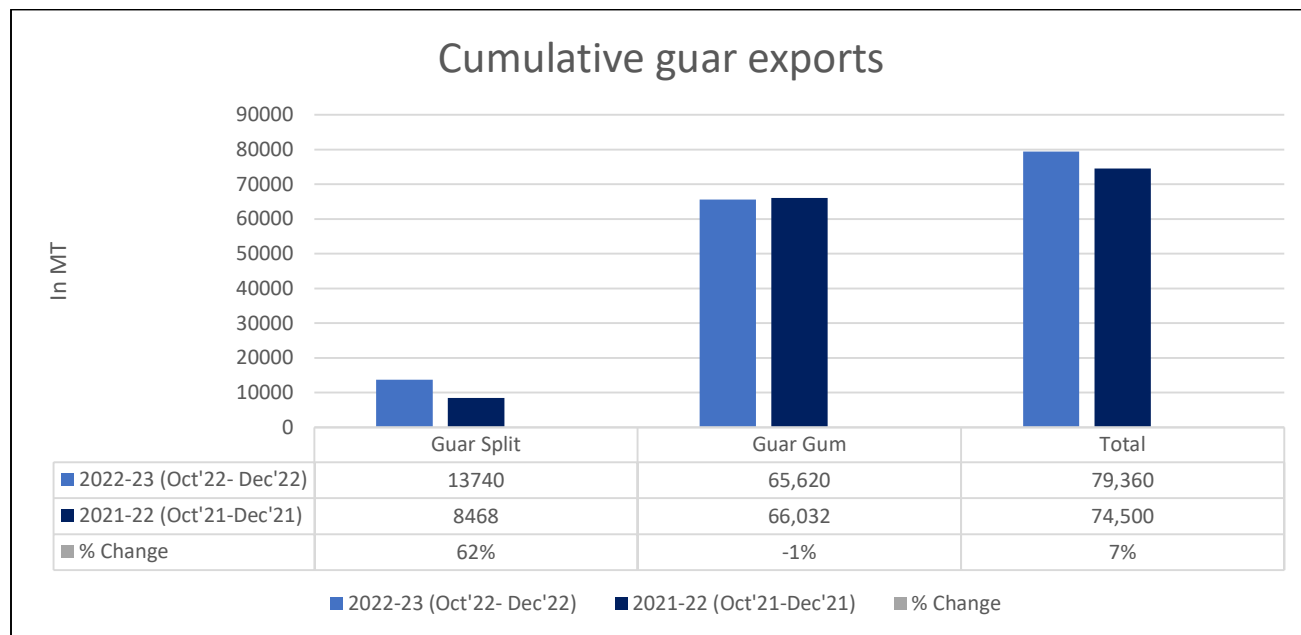
Guar Gum Exports: India's Guar gum exports increased in the month of December '2022 by 16% to 23,136 MT compared to 20,018 MT in the previous month. However, the gum shipments went down by 8% in December 2022 as compared to the same period last year. Out of the total exported quantity, around 10,734 MT (46.4%) was bought by the US, 2,412 MT (10.42%) by Russia, 2,365 MT (10.22%) by Germany, 658 MT (2.84%) by China and 561 MT (2.42%) by UK. We expect Guar gum export in Jan '22 to be around 22,000-25,000 tonnes.

COUNTRIES	Guar gum exported in Dec '22(MT)	Guar gum export (% Share)
USA	10734	46.40%
RUSSIA	2412	10.42%
GERMANY	2365	10.22%
CHINA	658	2.84%
UK	561	2.42%
TURKEY	467	2.02%
ITALY	464	2.01%
CANADA	436	1.89%
BRAZIL	392	1.69%
ALGERIA	370	1.60%
AUSTRALIA	347	1.50%
NETHERLANDS	333	1.44%
SOUTH AFRICA	326	1.41%
BELGIUM	320	1.38%
OTHERS	2950	12.75%
TOTAL	23136	100%

Total Cumulative Guar Exports: In the Oct-Dec '22 period, the total cumulative guar exports went up by 7% to 0.79 Lakh tonnes as

Attributes	2022-23 (Oct'22- Dec'22)	2021-22 (Oct'21-Dec'21)	% Change
Guar Split	13740	8468	62%
Guar Gum	65,620	66,032	-1%
Total	79,360	74,500	7%

compared to 0.74 Lakh tonnes previous year same period. While the cumulative guar split exports increased by 62%, but the guar gum exports went down by 1% in the period concerned.



NCDEX Futures Market

NCDEX-FUTURES MARKET – Guar Seed

Contract	% chg	Open	High	Low	Close	Volume	Change	OI	Change
Feb-23	+1.03	6,360	6,441	6,356	6,405	27,250	6850	79380	695
Mar-23	+1.04	6,437	6,504	6,437	6,480	1,485	260	4330	790

NCDEX-FUTURES MARKET- Guar Gum

Contract	% chg	Open	High	Low	Close	Volume	Change	OI	Change
Feb-23	+1.33	13842	14090	13842	13951	9950	1040	52655	-220
Mar-23	+1.67	14033	14230	14033	14162	1160	800	1440	945



Guar seed Stock Position:			
Stocks	Demat	In-Process	Total
	18-Jan-23	18-Jan-23	18-Jan-23
Bikaner	19264	4695	23959
Deesa	-	-	0
Sri Ganganagar	740	30	770
Jodhpur	1195	150	1345
Nokha	-	-	-

Guar Gum Stock Position:			
Stocks	Demat	In-Process	Total
	18-Jan-23	18-Jan-23	18-Jan-23
Deesa	75	0	75
Bikaner	3074	40	3114
Jodhpur	14191	408	14599
Nokha	1462	20	1482
Sri Ganganagar	35	0	35

Churi and Korma Prices:		19-Jan-23
Commodity	Centre	Rs. /75 kg.
Churi	Jodhpur	2100
Korma	Jodhpur	3000



Guar seed EDD:					
	10-Jan-23	10-Feb-23	10-Mar-23	10-Apr-23	10-May-23
Bikaner	0	1395	199	190	60
Deesa	-	-	-	-	-
Sri Ganganagar	0	-	-	-	15
Jodhpur	-	-	-	-	-
Nokha	-	-	-	-	-

Guar Gum EDD:					
	10-Jan-23	10-Feb-23	10-Mar-23	10-Apr-23	10-May-23
Deesa	-	-	-	-	-
Bikaner	0	129	189	228	60
Jodhpur	-	557	69	139	189
Nokha	-	45	40	20	50
Sri Ganganagar	-	115	-	-	-

Guar Seed Prices at Key Spot Markets:					
Commodity	District	Centre	Prices (Rs/Qtl)		Change
Guar Seed			19-Jan-23	18-Jan-23	
Rajasthan	Jodhpur	Jodhpur (Loose)	6400	6400	Unch
		Jodhpur (Delivery)	6720	6720	Unch
	Sri-Ganganagar	Sri-Ganganagar (Loose)	6000	6150	-150
		Sri-Ganganagar (Delivery)	6150	6300	-150
		Rawla (Loose)	NA	NA	-
		Gharsana (Loose)	NA	NA	-
		Raisinghnagar (Loose)	6075	6120	-45
	Bikaner	Bikaner (Loose)	6075	6075	Unch
		Bikaner (Delivery)	6379	6379	Unch
		Nokha (Loose)	6150	6150	Unch
		Nokha (Delivery)	6458	6458	Unch
		Khajuwala (Loose)	6150	6150	Unch

		Khajuwala (Delivery)	6458	6458	Unch
		Lunkaransar (Loose)	6300	6353	-53
	Hanumangarh	Hanumangarh (Loose)	6000	5950	50
		Hanumangarh (Delivery)	6300	6248	53
		Nohar (Loose)	NA	NA	-
		Pilibanga (Loose)	NA	NA	-
	Nagaur	Nagaur (Loose)	6100	6000	100
	Churu	Churu (Delivery)	6250	6250	Unch
	Alwar	Alwar (Loose)	6000	6000	Unch
Haryana	Hisar	Adampur (Loose)	6000	6000	Unch
		Adampur (Delivery)	6300	6300	Unch
	Bhiwani	Bhiwani (Delivery)	6100	6250	-150
		Siwani (Loose)	6100	6130	-30
	Sirsa	Sirsa (Loose)	6075	6100	-25
		Dhabwali (Loose)	6100	6125	-25
		Dhabwali (Delivery)	6405	6431	-26
		Ellanabad (Loose)	NA	NA	-
	Fatehabad	Fatehabad (Loose)	6000	6000	Unch
Gujarat	Banaskantha	Deesa (Loose)	NR	NR	-
	Patan	Patan (Loose)	6200	6040	160
	Rajkot	Rajkot (Loose)	6225	6350	-125
	Jamnagar	Dhrol (Loose)	NR	NR	-
Madhya Pradesh	Gwalior	Dabra (Loose)	NA	NA	-
Guar Gum					
Rajasthan	Jodhpur	Jodhpur	14000	14000	Unch
	Alwar	Alwar	14000	14000	Unch
	Hanumangarh	Nohar	NA	NA	-
Haryana	Bhiwani	Bhiwani	13900	14000	-100
	Sirsa	Sirsa	13800	14000	-200
		Dhabwali	13800	14000	-200
		Ellanabad	NA	NA	-
	Fatehabad	Fatehabad	13800	14000	-200

Guar Seed Arrivals in Key Centers					
Commodity	District	Centre	Arrivals (Quintals)		Change
Guar Seed			19-Jan-23	18-Jan-23	
Rajasthan	Jodhpur	Jodhpur	200	200	Unch
	Sri-Ganganagar	Sri-Ganganagar	300	200	100
		Rawla	NA	NA	-

		Gharsana	NA	NA	-
		Raisinghnagar	300	200	100
	Bikaner	Bikaner	3000	1500	1500
		Nokha	700	700	Unch
		Khajuwala	600	700	-100
		Lunkaransar	1200	1000	200
	Hanumangarh	Hanumangarh	100	150	-50
		Nohar	NA	NA	-
		Pilibanga	NA	NA	-
	Nagaur	Nagaur	250	NA	-
	Churu	Churu	200	200	Unch
	Alwar	Alwar	NR	NR	-
Haryana	Hisar	Adampur	1000	1000	Unch
	Bhiwani	Bhiwani	300	150	150
		Siwani	1500	1200	300
	Sirsa	Sirsa	500	750	-250
		Dhabwali	NA	15	-
		Ellanabad	NA	NA	-
	Fatehabad	Fatehabad	50	50	Unch
Gujarat	Banaskantha	Deesa	NR	NR	-
	Patan	Patan	40	46	-6
	Rajkot	Rajkot	150	250	-100
	Jamnagar	Dhrol	NR	NR	-
Madhya Pradesh	Gwalior	Dabra	NA	NA	-
Total Arrivals/Above Markets			10390	8311	2079

Disclaimer

The information and opinions contained in the document have been compiled from sources believed to be reliable. The company does not warrant its accuracy, completeness and correctness. Use of data and information contained in this report is at your own risk. This document is not, and should not be construed as, an offer to sell or solicitation to buy any commodities. This document may not be reproduced, distributed or published, in whole or in part, by any recipient hereof for any purpose without prior permission from the Company. IASL and its affiliates and/or their officers, directors and employees may have positions in any commodities mentioned in this document (or in any related investment) and may from time to time add to or dispose of any such commodities (or investment). Please see the detailed disclaimer at <http://www.agriwatch.com/Disclaimer.asp> © 2023 Indian Agribusiness Systems Limited