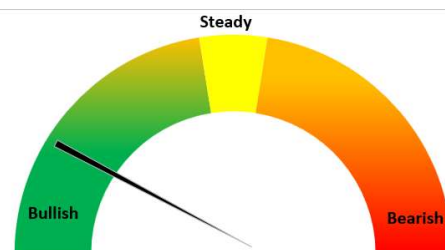


Today's Update

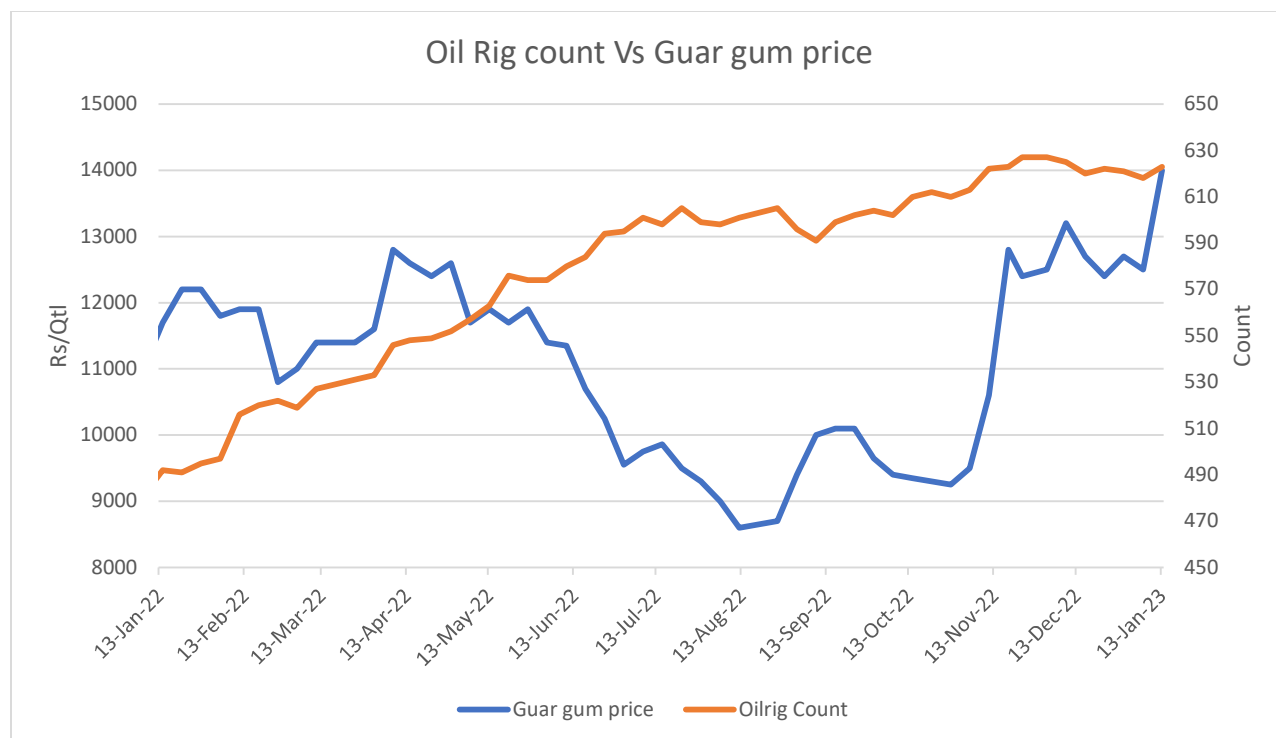
Guar seed Jodhpur delivery prices went down by 3.1% at INR 6,510/Qtl. as compared to INR 6,720 on the previous day. While in other cash markets too, Guar seed traded with bearish sentiments. In Rajasthan, arrivals went down at 6,160 qtl. Vs 6,850 qtl. previous day. However, in Haryana, the arrivals went up at 3,550 qtl. Vs 3,350 qtl. previous day. Jodhpur Guar seed delivery prices are expected to trade in the range of Rs. 6,000-6,800/Qtl. in near term amid good demand in the market.



Month till date, Guar seed Jodhpur delivery prices went up by 39% at Rs. 6,510/qtl. as compared to October month closing at Rs. 4,673/qtl. While the Guar gum prices went up by 50% at Rs. 13,800/qtl. as compared to October month closing at Rs. 9,200/qtl.

Oilrig Count Vs Guar gum Prices

As on 13th Jan '2023, as per data released by Baker Hughes, the number of oilrigs in USA increased by 5 to 623 as compared to the previous week at 618, while the guar gum weekly prices went up by 12%.



WTI Crude Oil

| WTI Crude oil 20th Jan '23 | % Change |
|----------------------------|----------|
| 20th Jan '23 | 0.79% |
| 1 Week | 1.01% |
| Month till date | 0.55% |

Guar Split Exports

India's Guar split exports increased in the month of December '2022 by 21% to 5,440 MT as compared to 4,500 MT previous month. While, the Guar split shipments went up by 66% in December '22 compared to the same period last year. Out of the total exports, around 3,400 MT (62.5%) was bought by China, 1520 MT (28%) bought by the USA, 220 MT (4.04%) by Germany, 120 MT by Netherlands as well as by Switzerland both and 60 MT by Canada.

| Country | Guar Split exported in Dec '22 (MT) | % Share |
|--------------------|-------------------------------------|----------------|
| CHINA | 3400 | 62.50% |
| USA | 1520 | 27.94% |
| GERMANY | 220 | 4.04% |
| NETHERLANDS | 120 | 2.21% |
| SWITZERLAND | 120 | 2.21% |
| CANADA | 60 | 1.10% |
| Grand Total | 5440 | 100.00% |

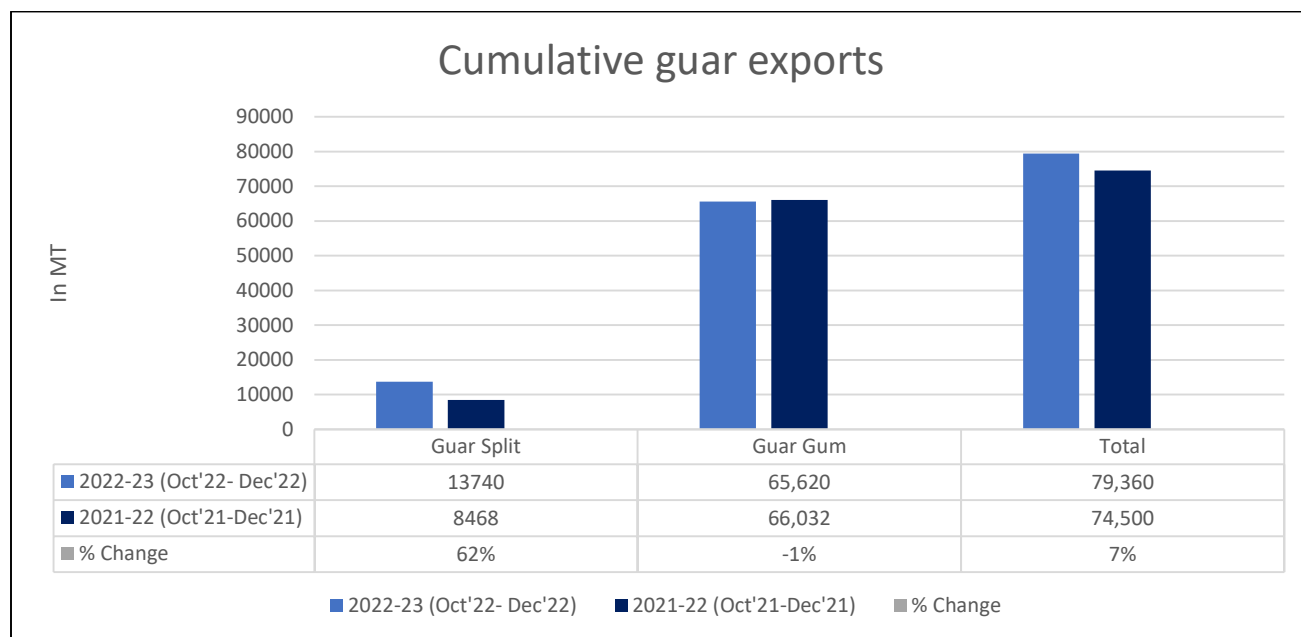
Guar Gum Exports: India's Guar gum exports increased in the month of December '2022 by 16% to 23,136 MT compared to 20,018 MT in the previous month. However, the gum shipments went down by 8% in December 2022 as compared to the same period last year. Out of the total exported quantity, around 10,734 MT (46.4%) was bought by the US, 2,412 MT (10.42%) by Russia, 2,365 MT (10.22%) by Germany, 658 MT (2.84%) by China and 561 MT (2.42%) by UK. We expect Guar gum export in Jan '22 to be around 22,000-25,000 tonnes.

| COUNTRIES | Guar gum exported in Dec '22(MT) | Guar gum export (% Share) |
|--------------|-----------------------------------|---------------------------|
| USA | 10734 | 46.40% |
| RUSSIA | 2412 | 10.42% |
| GERMANY | 2365 | 10.22% |
| CHINA | 658 | 2.84% |
| UK | 561 | 2.42% |
| TURKEY | 467 | 2.02% |
| ITALY | 464 | 2.01% |
| CANADA | 436 | 1.89% |
| BRAZIL | 392 | 1.69% |
| ALGERIA | 370 | 1.60% |
| AUSTRALIA | 347 | 1.50% |
| NETHERLANDS | 333 | 1.44% |
| SOUTH AFRICA | 326 | 1.41% |
| BELGIUM | 320 | 1.38% |
| OTHERS | 2950 | 12.75% |
| TOTAL | 23136 | 100% |

Total Cumulative Guar Exports: In the Oct-Dec '22 period, the total cumulative guar exports went up by 7% to 0.79 Lakh tonnes as

| Attributes | 2022-23 (Oct'22- Dec'22) | 2021-22 (Oct'21-Dec'21) | % Change |
|------------|--------------------------|-------------------------|----------|
| Guar Split | 13740 | 8468 | 62% |
| Guar Gum | 65,620 | 66,032 | -1% |
| Total | 79,360 | 74,500 | 7% |

compared to 0.74 Lakh tonnes previous year same period. While the cumulative guar split exports increased by 62%, but the guar gum exports went down by 1% in the period concerned.



NCDEX Futures Market

NCDEX-FUTURES MARKET – Guar Seed

| Contract | % chg | Open | High | Low | Close | Volume | Change | OI | Change |
|----------|-------|-------|-------|-------|-------|--------|--------|-------|--------|
| Feb-23 | -2.28 | 6,388 | 6,395 | 6,170 | 6,220 | 43,205 | 15955 | 77990 | -1390 |
| Mar-23 | -2.31 | 6,457 | 6,457 | 6,250 | 6,290 | 2,235 | 750 | 6685 | 2355 |

NCDEX-FUTURES MARKET- Guar Gum

| Contract | % chg | Open | High | Low | Close | Volume | Change | OI | Change |
|----------|-------|-------|-------|-------|-------|--------|--------|-------|--------|
| Feb-23 | -2.73 | 13911 | 13960 | 13330 | 13490 | 19845 | 9895 | 49335 | -3320 |
| Mar-23 | -2.63 | 14100 | 14100 | 13539 | 13650 | 1390 | 230 | 3665 | 2225 |



| Guar seed Stock Position: | | | |
|---------------------------|-----------|------------|-----------|
| Stocks | Demat | In-Process | Total |
| | 19-Jan-23 | 19-Jan-23 | 19-Jan-23 |
| Bikaner | 20859 | 3642 | 24501 |
| Deesa | - | - | 0 |
| Sri Ganganagar | 740 | 30 | 770 |
| Jodhpur | 1276 | 90 | 1366 |
| Nokha | - | - | - |

| Guar Gum Stock Position: | | | |
|--------------------------|-----------|------------|-----------|
| Stocks | Demat | In-Process | Total |
| | 19-Jan-23 | 19-Jan-23 | 19-Jan-23 |
| Deesa | 75 | 0 | 75 |
| Bikaner | 3044 | 100 | 3144 |
| Jodhpur | 14594 | 441 | 15035 |
| Nokha | 1472 | 40 | 1512 |
| Sri Ganganagar | 35 | 0 | 35 |

| Churi and Korma Prices: | | 20-Jan-23 |
|-------------------------|---------|-------------|
| Commodity | Centre | Rs. /75 kg. |
| Churi | Jodhpur | 2100 |
| Korma | Jodhpur | 3000 |



| Guar seed EDD: | | | | | |
|-----------------------|-----------|-----------|-----------|-----------|-----------|
| | 10-Jan-23 | 10-Feb-23 | 10-Mar-23 | 10-Apr-23 | 10-May-23 |
| Bikaner | 0 | 1395 | 199 | 190 | 60 |
| Deesa | - | - | - | - | - |
| Sri Ganganagar | 0 | - | - | - | 15 |
| Jodhpur | - | - | - | - | - |
| Nokha | - | - | - | - | - |

| Guar Gum EDD: | | | | | |
|-----------------------|-----------|-----------|-----------|-----------|-----------|
| | 10-Jan-23 | 10-Feb-23 | 10-Mar-23 | 10-Apr-23 | 10-May-23 |
| Deesa | - | - | - | - | - |
| Bikaner | 0 | 129 | 189 | 228 | 60 |
| Jodhpur | - | 557 | 69 | 139 | 189 |
| Nokha | - | 45 | 40 | 20 | 50 |
| Sri Ganganagar | - | 115 | - | - | - |

| Guar Seed Prices at Key Spot Markets: | | | | | |
|---------------------------------------|----------------|---------------------------|-----------------|-----------|--------|
| Commodity | District | Centre | Prices (Rs/Qtl) | | Change |
| Guar Seed | | | 20-Jan-23 | 19-Jan-23 | |
| Rajasthan | Jodhpur | Jodhpur (Loose) | 6200 | 6400 | -200 |
| | | Jodhpur (Delivery) | 6510 | 6720 | -210 |
| | Sri-Ganganagar | Sri-Ganganagar (Loose) | 6100 | 6000 | 100 |
| | | Sri-Ganganagar (Delivery) | 6250 | 6150 | 100 |
| | | Rawla (Loose) | NA | NA | - |
| | | Gharsana (Loose) | NA | NA | - |
| | | Raisinghnagar (Loose) | 6000 | 6075 | -75 |
| | Bikaner | Bikaner (Loose) | 5900 | 6075 | -175 |
| | | Bikaner (Delivery) | 6195 | 6379 | -184 |
| | | Nokha(Loose) | 6050 | 6150 | -100 |
| | | Nokha (Delivery) | 6353 | 6458 | -105 |
| | | Khajuwala (Loose) | 6050 | 6150 | -100 |

| | | | | | |
|----------------|-------------|------------------------|-------|-------|------|
| | | Khajuwala (Delivery) | 6353 | 6458 | -105 |
| | | Lunkaransar (Loose) | 6195 | 6300 | -105 |
| | Hanumangarh | Hanumangarh (Loose) | 5900 | 6000 | -100 |
| | | Hanumangarh (Delivery) | 6195 | 6300 | -105 |
| | | Nohar (Loose) | NA | NA | - |
| | | Pilibanga (Loose) | NA | NA | - |
| | Nagaur | Nagaur (Loose) | 5850 | 6100 | -250 |
| | Churu | Churu (Delivery) | 6000 | 6250 | -250 |
| | Alwar | Alwar (Loose) | 5800 | 6000 | -200 |
| Haryana | Hisar | Adampur (Loose) | 5900 | 6000 | -100 |
| | | Adampur (Delivery) | 6195 | 6300 | -105 |
| | Bhiwani | Bhiwani (Delivery) | 6100 | 6100 | Unch |
| | | Siwani (Loose) | 6000 | 6100 | -100 |
| | Sirsa | Sirsa (Loose) | 6000 | 6075 | -75 |
| | | Dhabwali (Loose) | 6025 | 6100 | -75 |
| | | Dhabwali (Delivery) | 6326 | 6405 | -79 |
| | | Ellanabad (Loose) | NA | NA | - |
| | Fatehabad | Fatehabad (Loose) | 5900 | 6000 | -100 |
| Gujarat | Banaskantha | Deesa (Loose) | NR | NR | - |
| | Patan | Patan (Loose) | 5900 | 6200 | -300 |
| | Rajkot | Rajkot (Loose) | 6315 | 6225 | 90 |
| | Jamnagar | Dhrol (Loose) | 5880 | NR | - |
| Madhya Pradesh | Gwalior | Dabra (Loose) | NA | NA | - |
| Guar Gum | | | | | |
| Rajasthan | Jodhpur | Jodhpur | 13800 | 14000 | -200 |
| | Alwar | Alwar | 13500 | 14000 | -500 |
| | Hanumangarh | Nohar | NA | NA | - |
| Haryana | Bhiwani | Bhiwani | 13800 | 13900 | -100 |
| | Sirsa | Sirsa | 13500 | 13800 | -300 |
| | | Dhabwali | 13500 | 13800 | -300 |
| | | Ellanabad | NA | NA | - |
| | Fatehabad | Fatehabad | 13500 | 13800 | -300 |

| Guar Seed Arrivals in Key Centers | | | | | |
|-----------------------------------|----------------|----------------|---------------------|-----------|--------|
| Commodity | District | Centre | Arrivals (Quintals) | | Change |
| Guar Seed | | | 20-Jan-23 | 19-Jan-23 | |
| Rajasthan | Jodhpur | Jodhpur | 200 | 200 | Unch |
| | Sri-Ganganagar | Sri-Ganganagar | 300 | 300 | Unch |
| | | Rawla | NA | NA | - |



| | | | | | |
|------------------------------|-------------|---------------|-------|-------|-------|
| | | Gharsana | NA | NA | - |
| | | Raisinghnagar | 100 | 300 | -200 |
| | Bikaner | Bikaner | 2000 | 3000 | -1000 |
| | | Nokha | 1200 | 700 | 500 |
| | | Khajuwala | 400 | 600 | -200 |
| | | Lunkaransar | 1500 | 1200 | 300 |
| | Hanumangarh | Hanumangarh | 10 | 100 | -90 |
| | | Nohar | NA | NA | - |
| | | Pilibanga | NA | NA | - |
| | Nagaur | Nagaur | 150 | 250 | -100 |
| | Churu | Churu | 300 | 200 | 100 |
| | Alwar | Alwar | NR | NR | - |
| Haryana | Hisar | Adampur | 1200 | 1000 | 200 |
| | Bhiwani | Bhiwani | 100 | 300 | -200 |
| | | Siwani | 1600 | 1500 | 100 |
| | Sirsa | Sirsa | 600 | 500 | 100 |
| | | Dhabwali | NA | 60 | - |
| | | Ellanabad | NA | NA | - |
| | Fatehabad | Fatehabad | 50 | 50 | Unch |
| Gujarat | Banaskantha | Deesa | NR | NR | - |
| | Patan | Patan | 47 | 40 | 7 |
| | Rajkot | Rajkot | 350 | 150 | 200 |
| | Jamnagar | Dhrol | 16 | NR | - |
| Madhya Pradesh | Gwalior | Dabra | NA | NA | - |
| Total Arrivals/Above Markets | | | 10123 | 10450 | -327 |

Disclaimer

The information and opinions contained in the document have been compiled from sources believed to be reliable. The company does not warrant its accuracy, completeness and correctness. Use of data and information contained in this report is at your own risk. This document is not, and should not be construed as, an offer to sell or solicitation to buy any commodities. This document may not be reproduced, distributed or published, in whole or in part, by any recipient hereof for any purpose without prior permission from the Company. IASL and its affiliates and/or their officers, directors and employees may have positions in any commodities mentioned in this document (or in any related investment) and may from time to time add to or dispose of any such commodities (or investment). Please see the detailed disclaimer at <http://www.agriwatch.com/Disclaimer.asp> © 2023 Indian Agribusiness Systems Limited