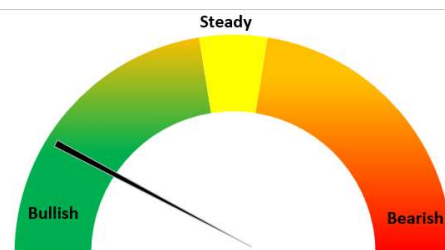


Today's Update

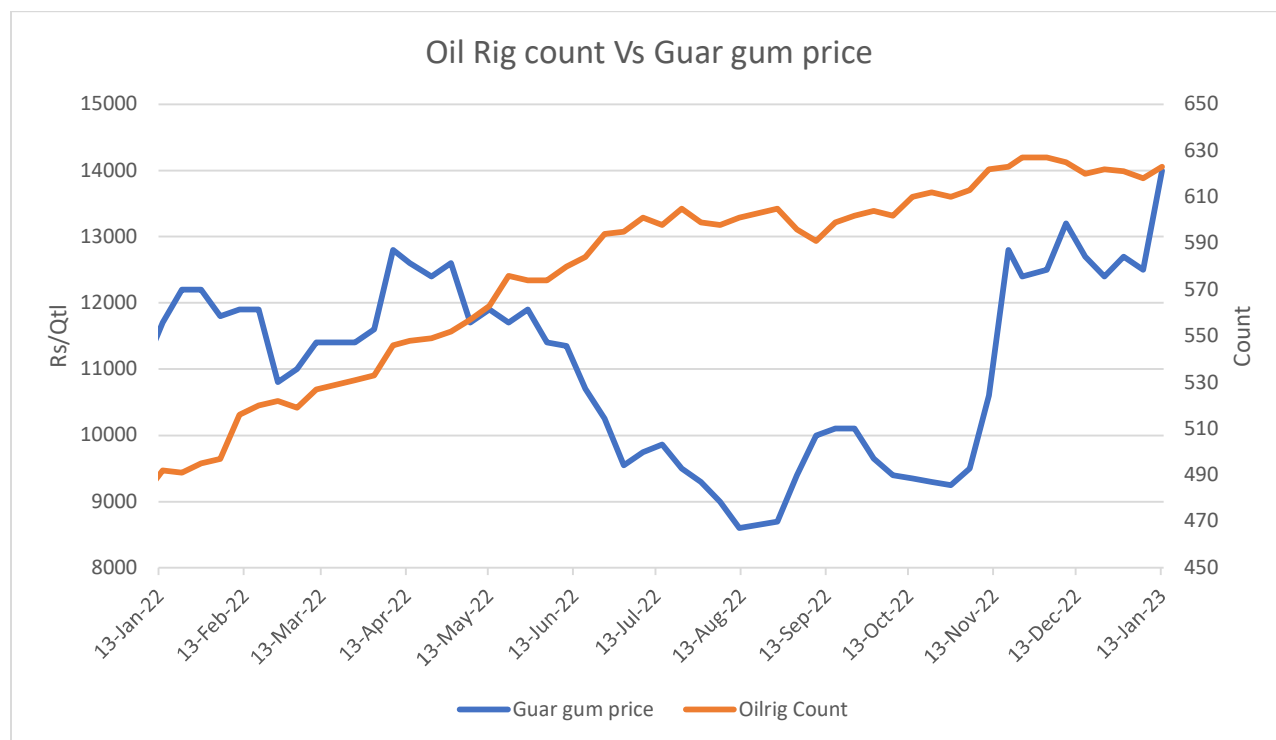
Guar seed Jodhpur delivery prices went down by 1.6% at INR 6,405/Qtl. as compared to INR 6,510 the previous day. While in other cash markets, Guar seed traded with bearish sentiments. In Rajasthan, arrivals went down to 3,670 qtl. Vs 4,900 qtl. previous day. While, in Haryana, the arrivals went down to 3,150 qtl. Vs 2,850 qtl. previous day. Jodhpur Guar seed delivery prices are expected to trade in the range of Rs. 6,000-6,800/Qtl. in near term amid good demand in the market.



Month till date, Guar seed Jodhpur delivery prices went up by 37% at Rs. 6,405/qtl. as compared to October month closing at Rs. 4,673/qtl. While the Guar gum prices went up by 46% at Rs. 13,400/qtl. as compared to October month closing at Rs. 9,200/qtl.

Oilrig Count Vs Guar gum Prices

As on 13th Jan '2023, as per data released by Baker Hughes, the number of oilrigs in USA increased by 5 to 623 as compared to the previous week at 618, while the guar gum weekly prices went up by 12%.



WTI Crude Oil

WTI Crude oil 20th Jan '23	% Change
20th Jan '23	0.79%
1 Week	1.01%
Month till date	0.55%

Guar Split Exports

India's Guar split exports increased in the month of December '2022 by 21% to 5,440 MT as compared to 4,500 MT previous month. While, the Guar split shipments went up by 66% in December '22 compared to the same period last year. Out of the total exports, around 3,400 MT (62.5%) was bought by China, 1520 MT (28%) bought by the USA, 220 MT (4.04%) by Germany, 120 MT by Netherlands as well as by Switzerland both and 60 MT by Canada.

Country	Guar Split exported in Dec '22 (MT)	% Share
CHINA	3400	62.50%
USA	1520	27.94%
GERMANY	220	4.04%
NETHERLANDS	120	2.21%
SWITZERLAND	120	2.21%
CANADA	60	1.10%
Grand Total	5440	100.00%

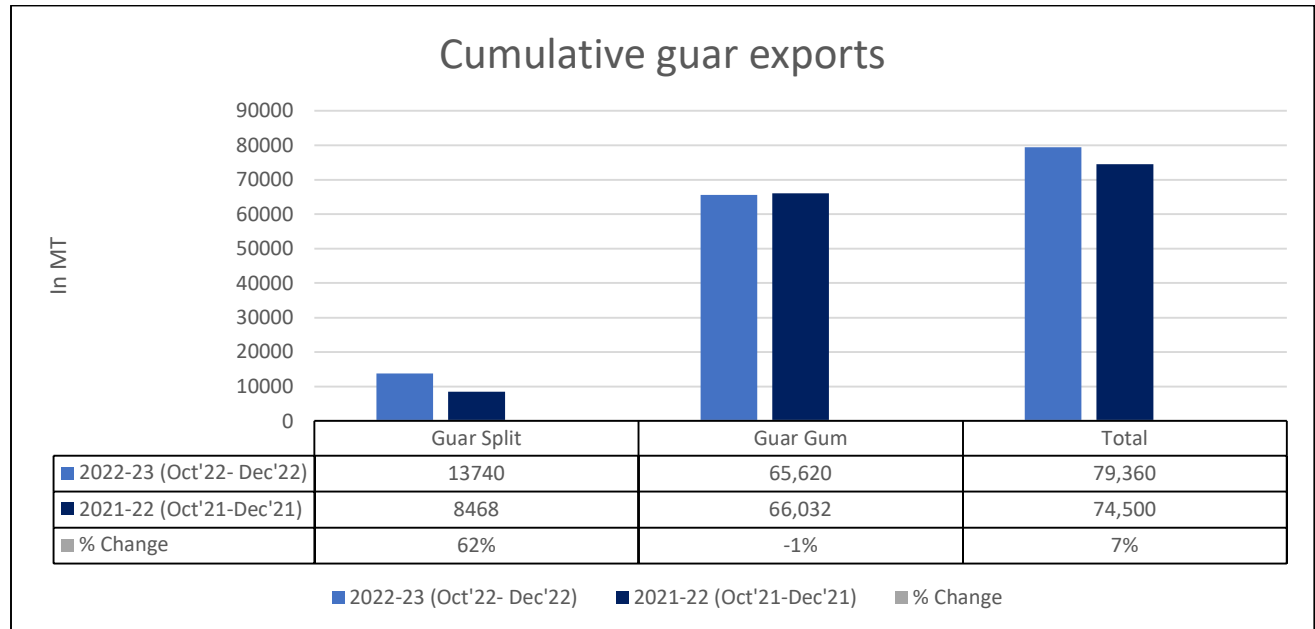
Guar Gum Exports: India's Guar gum exports increased in the month of December '2022 by 16% to 23,136 MT compared to 20,018 MT in the previous month. However, the gum shipments went down by 8% in December 2022 as compared to the same period last year. Out of the total exported quantity, around 10,734 MT (46.4%) was bought by the US, 2,412 MT (10.42%) by Russia, 2,365 MT (10.22%) by Germany, 658 MT (2.84%) by China and 561 MT (2.42%) by UK. We expect Guar gum export in Jan '22 to be around 22,000-25,000 tonnes.

COUNTRIES	Guar gum exported in Dec '22(MT)	Guar gum export (% Share)
USA	10734	46.40%
RUSSIA	2412	10.42%
GERMANY	2365	10.22%
CHINA	658	2.84%
UK	561	2.42%
TURKEY	467	2.02%
ITALY	464	2.01%
CANADA	436	1.89%
BRAZIL	392	1.69%
ALGERIA	370	1.60%
AUSTRALIA	347	1.50%
NETHERLANDS	333	1.44%
SOUTH AFRICA	326	1.41%
BELGIUM	320	1.38%
OTHERS	2950	12.75%
TOTAL	23136	100%

Total Cumulative Guar Exports: In the Oct-Dec '22 period, the total cumulative guar exports went up by 7% to 0.79 Lakh tonnes as

Attributes	2022-23 (Oct'22- Dec'22)	2021-22 (Oct'21-Dec'21)	% Change
Guar Split	13740	8468	62%
Guar Gum	65,620	66,032	-1%
Total	79,360	74,500	7%

compared to 0.74 Lakh tonnes previous year same period. While the cumulative guar split exports increased by 62%, but the guar gum exports went down by 1% in the period concerned.



NCDEX Futures Market

NCDEX-FUTURES MARKET – Guar Seed

Contract	% chg	Open	High	Low	Close	Volume	Change	OI	Change
Feb-23	-0.72	6,234	6,235	6,126	6,170	28,190	-15015	74025	-3965
Mar-23	-0.86	6,273	6,290	6,204	6,236	4,480	2245	9855	3170

NCDEX-FUTURES MARKET- Guar Gum

Contract	% chg	Open	High	Low	Close	Volume	Change	OI	Change
Feb-23	-1.39	13530	13562	13188	13306	14655	-5190	46635	-2700
Mar-23	-1.32	13684	13689	13350	13484	3090	1700	5935	2270



Guar seed Stock Position:			
Stocks	Demat	In-Process	Total
	21-Jan-23	21-Jan-23	21-Jan-23
Bikaner	22496	3686	26182
Deesa	-	-	0
Sri Ganganagar	770	50	820
Jodhpur	1425	20	1445
Nokha	-	-	-

Guar Gum Stock Position:			
Stocks	Demat	In-Process	Total
	21-Jan-23	21-Jan-23	21-Jan-23
Deesa	75	0	75
Bikaner	3144	30	3174
Jodhpur	14989	367	15356
Nokha	1472	40	1512
Sri Ganganagar	35	0	35

Churi and Korma Prices:		23-Jan-23
Commodity	Centre	Rs. /75 kg.
Churi	Jodhpur	2100
Korma	Jodhpur	3000

Guar seed EDD:					
	10-Feb-23	10-Mar-23	10-Apr-23	10-May-23	10-Jun-23
Bikaner	1395	199	190	60	60
Deesa	-	-	-	-	-
Sri Ganganagar	-	-	-	15	-
Jodhpur	-	-	-	-	-
Nokha	-	-	-	-	-

Guar Gum EDD:					
	10-Feb-23	10-Mar-23	10-Apr-23	10-May-23	10-Jun-23
Deesa	-	-	-	-	-
Bikaner	40	189	228	60	190
Jodhpur	462	69	139	189	1283
Nokha	45	40	20	50	90
Sri Ganganagar	15	-	-	-	-

Guar Seed Prices at Key Spot Markets:					
Commodity	District	Centre	Prices (Rs/Qtl)		Change
Guar Seed			23-Jan-23	21-Jan-23	
Rajasthan	Jodhpur	Jodhpur (Loose)	6100	6200	-100
		Jodhpur (Delivery)	6405	6510	-105
	Sri-Ganganagar	Sri-Ganganagar (Loose)	5950	6100	-150
		Sri-Ganganagar (Delivery)	6100	6250	-150
		Rawla (Loose)	NA	NA	-
		Gharsana (Loose)	NA	NA	-
		Raisinghnagar (Loose)	5900	6000	-100
	Bikaner	Bikaner (Loose)	5950	5950	Unch
		Bikaner (Delivery)	6248	6248	Unch
		Nokha (Loose)	5950	6050	-100
		Nokha (Delivery)	6248	6353	-105
		Khajuwala (Loose)	5950	6050	-100

		Khajuwala (Delivery)	6248	6353	-105
		Lunkaransar (Loose)	6143	6195	-53
	Hanumangarh	Hanumangarh (Loose)	5900	5950	-50
		Hanumangarh (Delivery)	6195	6248	-53
		Nohar (Loose)	NA	-	-
		Pilibanga (Loose)	NA	-	-
	Nagaur	Nagaur (Loose)	NR	5900	-
	Churu	Churu (Delivery)	NR	5900	-
	Alwar	Alwar (Loose)	NR	5700	-
Haryana	Hisar	Adampur (Loose)	5750	5950	-200
		Adampur (Delivery)	6038	6248	-210
	Bhiwani	Bhiwani (Delivery)	5825	6100	-275
		Siwani (Loose)	5900	6020	-120
	Sirsa	Sirsa (Loose)	5800	6000	-200
		Dhabwali (Loose)	5825	6025	-200
		Dhabwali (Delivery)	6116	6326	-210
		Ellanabad (Loose)	NA	5825	-
	Fatehabad	Fatehabad (Loose)	6000	5900	100
Gujarat	Banaskantha	Deesa (Loose)	NA	NA	-
	Patan	Patan (Loose)	NA	NA	-
	Rajkot	Rajkot (Loose)	6240	6300	-60
	Jamnagar	Dhrol (Loose)	NA	NA	-
Madhya Pradesh	Gwalior	Dabra (Loose)	NA	Closed	-
Guar Gum					
Rajasthan	Jodhpur	Jodhpur	13400	13800	-400
	Alwar	Alwar	NR	13500	-
	Hanumangarh	Nohar	NA	-	-
Haryana	Bhiwani	Bhiwani	13750	13800	-50
	Sirsa	Sirsa	13400	13500	-100
		Dhabwali	13400	13500	-100
		Ellanabad	NA	13500	-
	Fatehabad	Fatehabad	13400	13500	-100

Guar Seed Arrivals in Key Centers					
Commodity	District	Centre	Arrivals (Quintals)		Change
Guar Seed			23-Jan-23	21-Jan-23	
Rajasthan	Jodhpur	Jodhpur	150	200	-50
	Sri-Ganganagar	Sri-Ganganagar	200	200	Unch
		Rawla	NA	NA	-

		Gharsana	NA	NA	-
		Raisinghnagar	150	200	-50
	Bikaner	Bikaner	1000	1500	-500
		Nokha	700	800	-100
		Khajuwala	600	800	-200
		Lunkaransar	800	800	Unch
	Hanumangarh	Hanumangarh	70	100	-30
		Nohar	NA	0	-
		Pilibanga	NA	0	-
	Nagaur	Nagaur	NR	150	-
	Churu	Churu	NR	150	-
	Alwar	Alwar	NR	NR	-
Haryana	Hisar	Adampur	1200	1000	200
	Bhiwani	Bhiwani	400	200	200
		Siwani	1000	1200	-200
	Sirsa	Sirsa	500	400	100
		Dhabwali	NA	10	-
		Ellanabad	NA	250	-
	Fatehabad	Fatehabad	50	50	Unch
Gujarat	Banaskantha	Deesa	NA	NA	-
	Patan	Patan	NA	NA	-
	Rajkot	Rajkot	200	150	50
	Jamnagar	Dhrol	NA	NA	-
Madhya Pradesh	Gwalior	Dabra	NA	Closed	-
Total Arrivals/Above Markets			7020	8160	-1140

Disclaimer

The information and opinions contained in the document have been compiled from sources believed to be reliable. The company does not warrant its accuracy, completeness and correctness. Use of data and information contained in this report is at your own risk. This document is not, and should not be construed as, an offer to sell or solicitation to buy any commodities. This document may not be reproduced, distributed or published, in whole or in part, by any recipient hereof for any purpose without prior permission from the Company. IASL and its affiliates and/or their officers, directors and employees may have positions in any commodities mentioned in this document (or in any related investment) and may from time to time add to or dispose of any such commodities (or investment). Please see the detailed disclaimer at <http://www.agriwatch.com/Disclaimer.asp> © 2023 Indian Agribusiness Systems Limited