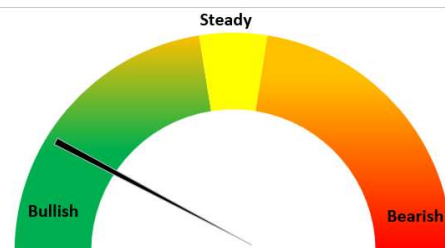


Today's Update

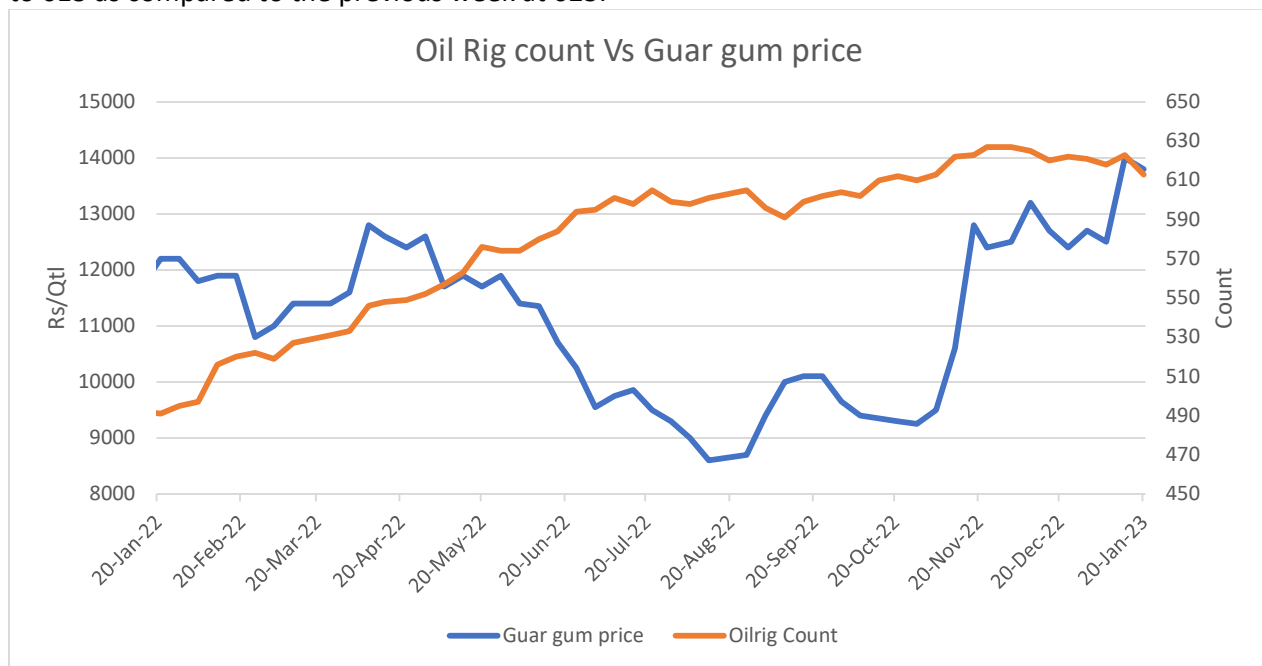
Guar seed Jodhpur delivery prices went marginally down by 0.8% at INR 6,353/Qtl. as compared to INR 6,405 the previous day. While in other cash markets too, Guar seed traded with bearish sentiments. In Rajasthan, arrivals went up to 5,400 qtl. Vs 3,670 qtl. previous day. However, in Haryana, the arrivals went down to 2,900 qtl. Vs 3,150 qtl. previous day. Jodhpur Guar seed delivery prices are expected to trade in the range of Rs. 6,000-6,800/Qtl. in near term amid good demand in the market.



Month till date, Guar seed Jodhpur delivery prices went up by 36% at Rs. 6,353/qtl. as compared to October month closing at Rs. 4,673/qtl. while seed prices this week went up by 2.47%. The Guar gum prices went up by 44% at Rs. 13,250/qtl. as compared to October month closing at Rs. 9,200/qtl., however a loss of 3.9% was seen this week in gum prices.

Oilrig Count Vs Guar gum Prices

As on 20th Jan '2023, as per data released by Baker Hughes, the number of oilrigs in USA decreased by 10 to 613 as compared to the previous week at 623.



WTI Crude Oil

WTI Crude oil 20th Jan '23	% Change
20th Jan '23	0.79%
1 Week	1.01%
Month till date	0.55%

Guar Split Exports

India's Guar split exports increased in the month of December '2022 by 21% to 5,440 MT as compared to 4,500 MT previous month. While, the Guar split shipments went up by 66% in December '22 compared to the same period last year. Out of the total exports, around 3,400 MT (62.5%) was bought by China, 1520 MT (28%) bought by the USA, 220 MT (4.04%) by Germany, 120 MT by Netherlands as well as by Switzerland both and 60 MT by Canada.

Country	Guar Split exported in Dec '22 (MT)	% Share
CHINA	3400	62.50%
USA	1520	27.94%
GERMANY	220	4.04%
NETHERLANDS	120	2.21%
SWITZERLAND	120	2.21%
CANADA	60	1.10%
Grand Total	5440	100.00%

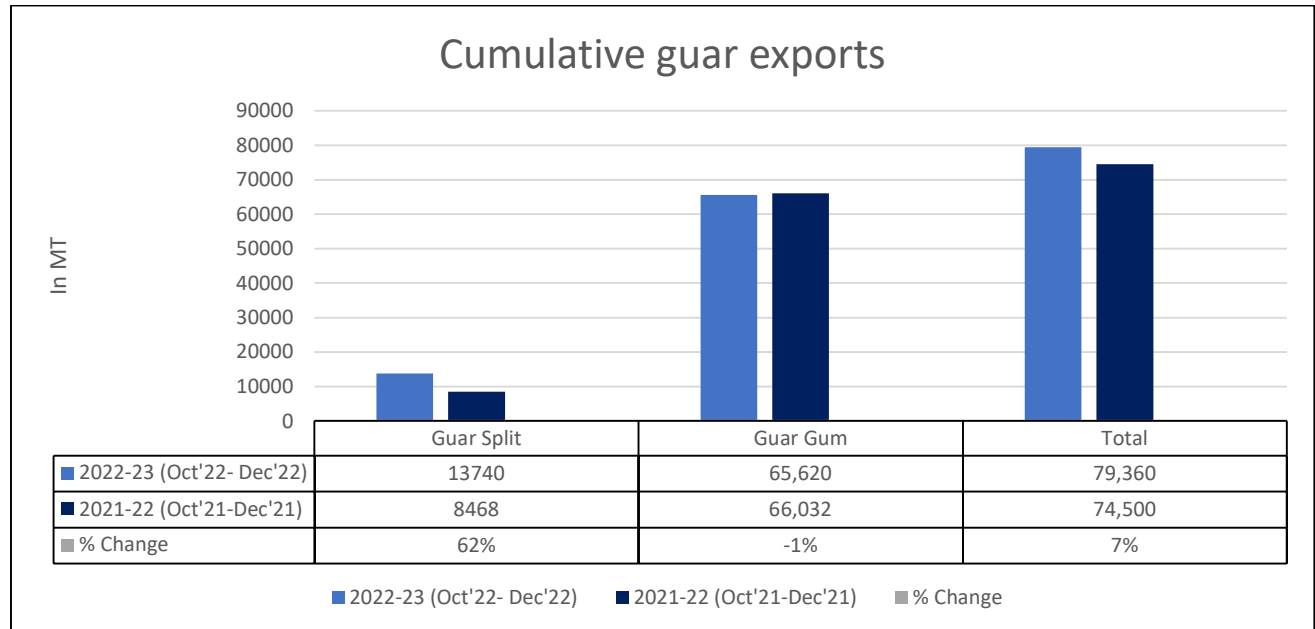
Guar Gum Exports: India's Guar gum exports increased in the month of December '2022 by 16% to 23,136 MT compared to 20,018 MT in the previous month. However, the gum shipments went down by 8% in December 2022 as compared to the same period last year. Out of the total exported quantity, around 10,734 MT (46.4%) was bought by the US, 2,412 MT (10.42%) by Russia, 2,365 MT (10.22%) by Germany, 658 MT (2.84%) by China and 561 MT (2.42%) by UK. We expect Guar gum export in Jan '22 to be around 22,000-25,000 tonnes.

COUNTRIES	Guar gum exported in Dec '22(MT)	Guar gum export (% Share)
USA	10734	46.40%
RUSSIA	2412	10.42%
GERMANY	2365	10.22%
CHINA	658	2.84%
UK	561	2.42%
TURKEY	467	2.02%
ITALY	464	2.01%
CANADA	436	1.89%
BRAZIL	392	1.69%
ALGERIA	370	1.60%
AUSTRALIA	347	1.50%
NETHERLANDS	333	1.44%
SOUTH AFRICA	326	1.41%
BELGIUM	320	1.38%
OTHERS	2950	12.75%
TOTAL	23136	100%

Total Cumulative Guar Exports: In the Oct-Dec '22 period, the total cumulative guar exports went up by 7% to 0.79 Lakh tonnes as

Attributes	2022-23 (Oct'22- Dec'22)	2021-22 (Oct'21-Dec'21)	% Change
Guar Split	13740	8468	62%
Guar Gum	65,620	66,032	-1%
Total	79,360	74,500	7%

compared to 0.74 Lakh tonnes previous year same period. While the cumulative guar split exports increased by 62%, but the guar gum exports went down by 1% in the period concerned.



NCDEX Futures Market

NCDEX-FUTURES MARKET – Guar Seed

Contract	% chg	Open	High	Low	Close	Volume	Change	OI	Change
Feb-23	-3.53	6,169	6,178	5,927	5,955	31,545	3355	72,905	-1120
Mar-23	-3.60	6,244	6,250	5,996	6,020	5,335	855	13,085	3230

NCDEX-FUTURES MARKET- Guar Gum

Contract	% chg	Open	High	Low	Close	Volume	Change	OI	Change
Feb-23	-4.00	13,302	13,332	12,792	12,792	12,910	-1745	44,880	-1755
Mar-23	-3.99	13,480	13,480	12,953	12,953	4,720	1630	8,870	2935

Guar seed Stock Position:			
Stocks	Demat	In-Process	Total
	23-Jan-23	23-Jan-23	23-Jan-23
Bikaner	24280	2336	26616
Deesa	-	-	0
Sri Ganganagar	770	50	820
Jodhpur	1445	0	1445
Nokha	-	-	-

Guar Gum Stock Position:			
Stocks	Demat	In-Process	Total
	23-Jan-23	23-Jan-23	23-Jan-23
Deesa	75	0	75
Bikaner	3174	0	3174
Jodhpur	14989	542	15531
Nokha	1452	40	1492
Sri Ganganagar	35	0	35

Churi and Korma Prices:		24-Jan-23
Commodity	Centre	Rs. /75 kg.
Churi	Jodhpur	2100
Korma	Jodhpur	3000



Guar seed EDD:					
	10-Feb-23	10-Mar-23	10-Apr-23	10-May-23	10-Jun-23
Bikaner	1395	199	190	60	60
Deesa	-	-	-	-	-
Sri Ganganagar	-	-	-	15	-
Jodhpur	-	-	-	-	-
Nokha	-	-	-	-	-

Guar Gum EDD:					
	10-Feb-23	10-Mar-23	10-Apr-23	10-May-23	10-Jun-23
Deesa	-	-	-	-	-
Bikaner	40	189	228	60	190
Jodhpur	462	69	139	189	1283
Nokha	25	40	20	50	90
Sri Ganganagar	15	-	-	-	-

Guar Seed Prices at Key Spot Markets:					
Commodity	District	Centre	Prices (Rs/Qtl)		Change
Guar Seed			24-Jan-23	23-Jan-23	
Rajasthan	Jodhpur	Jodhpur (Loose)	6050	6100	-50
		Jodhpur (Delivery)	6353	6405	-53
	Sri-Ganganagar	Sri-Ganganagar (Loose)	5915	5950	-35
		Sri-Ganganagar (Delivery)	6065	6100	-35
		Rawla (Loose)	NA	NA	-
		Gharsana (Loose)	NA	NA	-
		Raisinghnagar (Loose)	5900	5900	Unch
	Bikaner	Bikaner (Loose)	5950	5950	Unch
		Bikaner (Delivery)	6248	6248	Unch
		Nokha (Loose)	5950	5950	Unch
		Nokha (Delivery)	6248	6248	Unch
		Khajuwala (Loose)	5950	5950	Unch

		Khajuwala (Delivery)	6248	6248	Unch
		Lunkaransar (Loose)	6143	6143	Unch
	Hanumangarh	Hanumangarh (Loose)	5850	5900	-50
		Hanumangarh (Delivery)	6143	6195	-53
		Nohar (Loose)	NA	NA	-
		Pilibanga (Loose)	NA	NA	-
	Nagaur	Nagaur (Loose)	5800	5800	Unch
	Churu	Churu (Delivery)	NR	NR	-
	Alwar	Alwar (Loose)	NR	NR	-
Haryana	Hisar	Adampur (Loose)	5750	5750	Unch
		Adampur (Delivery)	6038	6038	Unch
	Bhiwani	Bhiwani (Delivery)	Closed	5825	-
		Siwani (Loose)	6000	5900	100
	Sirsa	Sirsa (Loose)	5800	5800	Unch
		Dhabwali (Loose)	5825	5825	Unch
		Dhabwali (Delivery)	6116	6116	Unch
		Ellanabad (Loose)	NA	NA	-
	Fatehabad	Fatehabad (Loose)	6000	6000	Unch
Gujarat	Banaskantha	Deesa (Loose)	NA	NA	-
	Patan	Patan (Loose)	NA	NA	-
	Rajkot	Rajkot (Loose)	6200	6240	-40
	Jamnagar	Dhrol (Loose)	NA	NA	-
Madhya Pradesh	Gwalior	Dabra (Loose)	NA	NA	-
Guar Gum					
Rajasthan	Jodhpur	Jodhpur	13250	13400	-150
	Alwar	Alwar	NR	NR	-
	Hanumangarh	Nohar	NA	NA	-
Haryana	Bhiwani	Bhiwani	Closed	13750	-
	Sirsa	Sirsa	13200	13400	-200
		Dhabwali	13200	13400	-200
		Ellanabad	NA	NA	-
	Fatehabad	Fatehabad	13200	13400	-200

Guar Seed Arrivals in Key Centers					
Commodity	District	Centre	Arrivals (Quintals)		Change
Guar Seed			24-Jan-23	23-Jan-23	
Rajasthan	Jodhpur	Jodhpur	NA	150	-
	Sri-Ganganagar	Sri-Ganganagar	200	200	Unch
		Rawla	NA	NA	-

		Gharsana	NA	NA	-
		Raisinghnagar	100	150	-50
	Bikaner	Bikaner	2000	1000	1000
		Nokha	700	700	Unch
		Khajuwala	800	600	200
		Lunkaransar	1500	800	700
	Hanumangarh	Hanumangarh	100	70	30
		Nohar	NA	NA	-
		Pilibanga	NA	NA	-
	Nagaur	Nagaur	NA	NA	-
	Churu	Churu	NR	NR	-
	Alwar	Alwar	NR	NR	-
Haryana	Hisar	Adampur	800	1200	-400
	Bhiwani	Bhiwani	Closed	400	-
		Siwani	1500	1000	500
	Sirsa	Sirsa	550	500	50
		Dhabwali	NA	15	-
		Ellanabad	NA	NA	-
	Fatehabad	Fatehabad	50	50	Unch
Gujarat	Banaskantha	Deesa	NA	NA	-
	Patan	Patan	NA	NA	-
	Rajkot	Rajkot	200	200	Unch
	Jamnagar	Dhrol	NA	NA	-
Madhya Pradesh	Gwalior	Dabra	NA	NA	-
Total Arrivals/Above Markets			8500	7035	1465

Disclaimer

The information and opinions contained in the document have been compiled from sources believed to be reliable. The company does not warrant its accuracy, completeness and correctness. Use of data and information contained in this report is at your own risk. This document is not, and should not be construed as, an offer to sell or solicitation to buy any commodities. This document may not be reproduced, distributed or published, in whole or in part, by any recipient hereof for any purpose without prior permission from the Company. IASL and its affiliates and/or their officers, directors and employees may have positions in any commodities mentioned in this document (or in any related investment) and may from time to time add to or dispose of any such commodities (or investment). Please see the detailed disclaimer at <http://www.agriwatch.com/Disclaimer.asp> © 2023 Indian Agribusiness Systems Limited