

### Today's Update

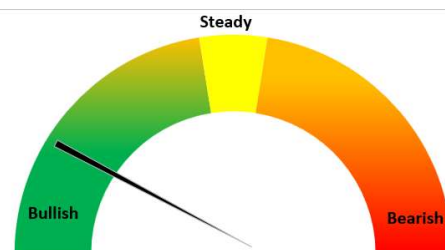
Guar seed Jodhpur delivery prices extended the previous day's loss and went down by 1.7% at INR 6,090/Qtl. as compared to INR 6,195. While in other cash markets too, Guar seed traded with *bearish* sentiments.

In Rajasthan, very less arrivals were recorded today and it went down to 2,460 qtl. Vs 4,400 qtl. previous day. While in Haryana also, the arrivals went down to 2,250 qtl. Vs 2,650 qtl. previous day.

Jodhpur Guar seed delivery prices are expected to trade in the range of Rs. 5,600-6,300/Qtl. in near term amid the weak sentiments in the market.

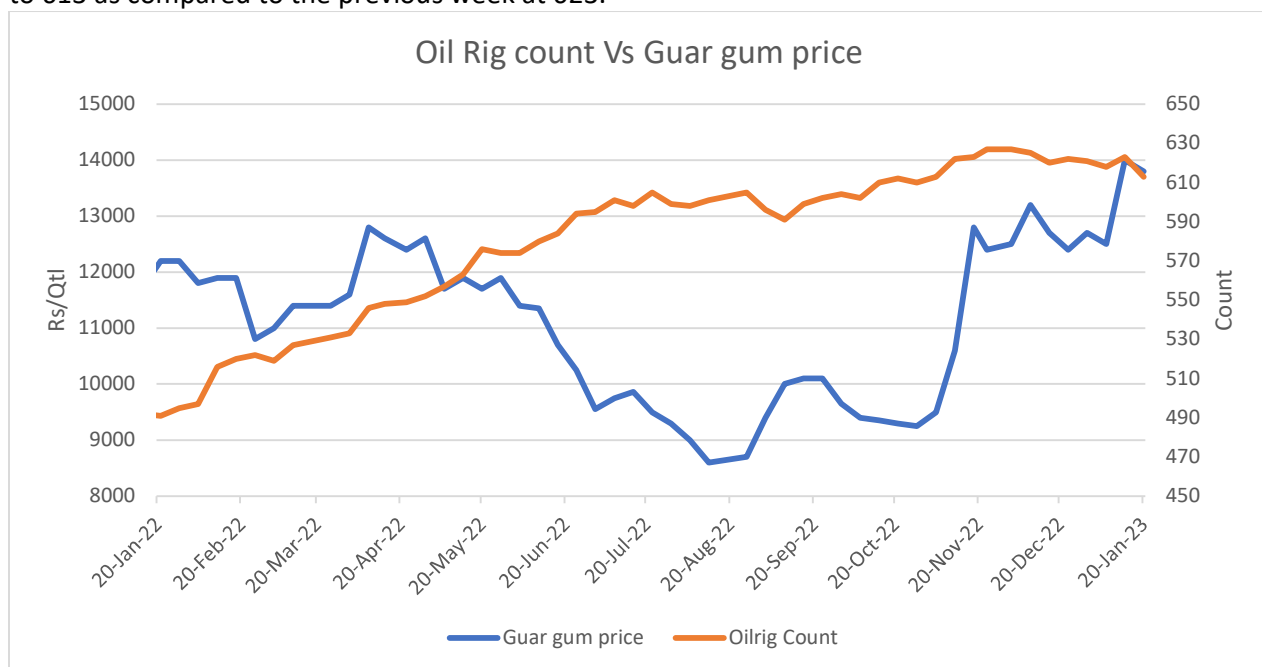
Month till date, Guar seed Jodhpur delivery prices went up by 30% at Rs. 6,090/qtl. as compared to October month closing at Rs. 4,673/qtl. while seed prices this week went down by 1.77%.

The Guar gum prices went up by 36% at Rs. 12,500/qtl. as compared to October month closing at Rs. 9,200/qtl., however the gum prices slugged by 9.4% this week.



### Oilrig Count Vs Guar gum Prices

As on 20<sup>th</sup> Jan '2023, as per data released by Baker Hughes, the number of oilrigs in USA decreased by 10 to 613 as compared to the previous week at 623.



**WTI Crude Oil**

WTI Crude oil 27th Jan '23	% Change
27th Jan '23	1.44%
1 Week	0.96%
Month till date	2.25%

**Guar Split Exports**

India's Guar split exports increased in the month of December '2022 by 21% to 5,440 MT as compared to 4,500 MT previous month. While, the Guar split shipments went up by 66% in December '22 compared to the same period last year. Out of the total exports, around 3,400 MT (62.5%) was bought by China, 1520 MT (28%) bought by the USA, 220 MT (4.04%) by Germany, 120 MT by Netherlands as well as by Switzerland both and 60 MT by Canada.

Country	Guar Split exported in Dec '22 (MT)	% Share
CHINA	3400	62.50%
USA	1520	27.94%
GERMANY	220	4.04%
NETHERLANDS	120	2.21%
SWITZERLAND	120	2.21%
CANADA	60	1.10%
<b>Grand Total</b>	<b>5440</b>	<b>100.00%</b>

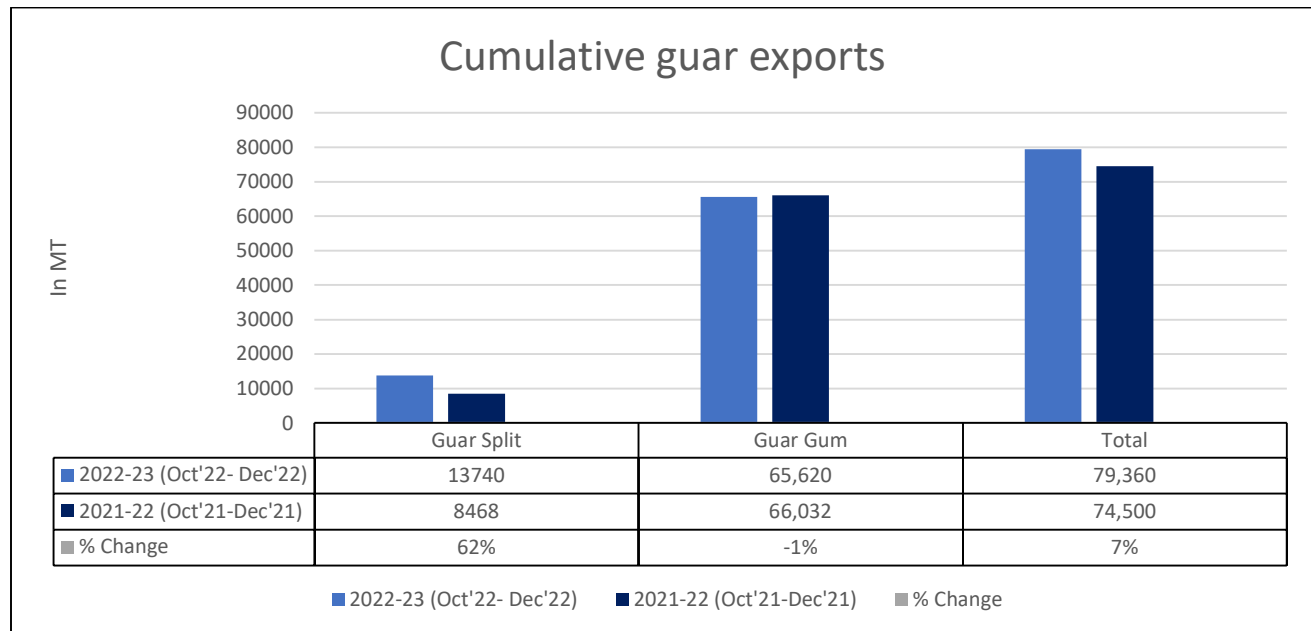
**Guar Gum Exports:** India's Guar gum exports increased in the month of December '2022 by 16% to 23,136 MT compared to 20,018 MT in the previous month. However, the gum shipments went down by 8% in December 2022 as compared to the same period last year. Out of the total exported quantity, around 10,734 MT (46.4%) was bought by the US, 2,412 MT (10.42%) by Russia, 2,365 MT (10.22%) by Germany, 658 MT (2.84%) by China and 561 MT (2.42%) by UK. We expect Guar gum export in Jan '22 to be around 22,000-25,000 tonnes.

COUNTRIES	Guar gum exported in Dec '22( MT)	Guar gum export (% Share)
USA	10734	46.40%
RUSSIA	2412	10.42%
GERMANY	2365	10.22%
CHINA	658	2.84%
UK	561	2.42%
TURKEY	467	2.02%
ITALY	464	2.01%
CANADA	436	1.89%
BRAZIL	392	1.69%
ALGERIA	370	1.60%
AUSTRALIA	347	1.50%
NETHERLANDS	333	1.44%
SOUTH AFRICA	326	1.41%
BELGIUM	320	1.38%
OTHERS	2950	12.75%
<b>TOTAL</b>	<b>23136</b>	<b>100%</b>

**Total Cumulative Guar Exports:** In the Oct-Dec '22 period, the total cumulative guar exports went up by 7% to 0.79 Lakh tonnes as

Attributes	2022-23 (Oct'22- Dec'22)	2021-22 (Oct'21-Dec'21)	% Change
Guar Split	13740	8468	62%
Guar Gum	65,620	66,032	-1%
Total	79,360	74,500	7%

compared to 0.74 Lakh tonnes previous year same period. While the cumulative guar split exports increased by 62%, but the guar gum exports went down by 1% in the period concerned.



#### NCDEX Futures Market

##### NCDEX-FUTURES MARKET – Guar Seed

Contract	% chg	Open	High	Low	Close	Volume	Change	OI	Change
Feb-23	-1.79	5,885	5,937	5,650	5,757	50,765	1080	63340	-5150
Mar-23	-1.80	5,972	6,005	5,731	5,825	14,690	5435	22140	5755

##### NCDEX-FUTURES MARKET- Guar Gum

Contract	% chg	Open	High	Low	Close	Volume	Change	OI	Change
Feb-23	-3.41	12500	12550	11657	11968	24905	-1765	32955	-4950
Mar-23	-3.48	12560	12718	11811	12123	13195	4110	16755	3320



Guar seed Stock Position:			
Stocks	Demat	In-Process	Total
	26-Jan-23	26-Jan-23	26-Jan-23
Bikaner	26295	825	27120
Deesa	-	-	0
Sri Ganganagar	821	0	821
Jodhpur	1445	0	1445
Nokha	-	-	-

Guar Gum Stock Position:			
Stocks	Demat	In-Process	Total
	26-Jan-23	26-Jan-23	26-Jan-23
Deesa	75	0	75
Bikaner	3055	0	3055
Jodhpur	15357	298	15655
Nokha	1482	0	1482
Sri Ganganagar	35	0	35

Churi and Korma Prices:		27-Jan-23
Commodity	Centre	Rs. /75 kg.
Churi	Jodhpur	2100
Korma	Jodhpur	3000



Guar seed EDD:					
	10-Feb-23	10-Mar-23	10-Apr-23	10-May-23	10-Jun-23
<b>Bikaner</b>	1395	199	190	60	60
<b>Deesa</b>	-	-	-	-	-
<b>Sri Ganganagar</b>	-	-	-	15	-
<b>Jodhpur</b>	-	-	-	-	-
<b>Nokha</b>	-	-	-	-	-

Guar Gum EDD:					
	10-Feb-23	10-Mar-23	10-Apr-23	10-May-23	10-Jun-23
<b>Deesa</b>	-	-	-	-	-
<b>Bikaner</b>	10	99	228	60	190
<b>Jodhpur</b>	348	69	139	189	1283
<b>Nokha</b>	25	40	20	50	90
<b>Sri Ganganagar</b>	15	-	-	-	-

Guar Seed Prices at Key Spot Markets:					
Commodity	District	Centre	Prices (Rs/Qtl)		Change
Guar Seed			27-Jan-23	25-Jan-23	
Rajasthan	Jodhpur	Jodhpur (Loose)	5800	5900	-100
		Jodhpur (Delivery)	6090	6195	-105
	Sri-Ganganagar	Sri-Ganganagar (Loose)	5750	5850	-100
		Sri-Ganganagar (Delivery)	5900	6000	-100
		Rawla (Loose)	NA	NA	-
		Gharsana (Loose)	NA	NA	-
		Raisinghnagar (Loose)	5650	5700	-50
	Bikaner	Bikaner (Loose)	5750	5775	-25
		Bikaner (Delivery)	6038	6064	-26
		Nokha (Loose)	5725	5750	-25
		Nokha (Delivery)	6011	6038	-26
		Khajuwala (Loose)	5750	NR	-

		Khajuwala (Delivery)	6038	NR	-
		Lunkaransar (Loose)	5933	5985	-53
	Hanumangarh	Hanumangarh (Loose)	5600	5700	-100
		Hanumangarh (Delivery)	5880	5985	-105
		Nohar (Loose)	NA	NA	-
		Pilibanga (Loose)	NA	NA	-
	Nagaur	Nagaur (Loose)	NA	5600	-
	Churu	Churu (Delivery)	NR	5750	-
	Alwar	Alwar (Loose)	NR	5500	-
Haryana	Hisar	Adampur (Loose)	5750	5750	Unch
		Adampur (Delivery)	6038	6038	Unch
	Bhiwani	Bhiwani (Delivery)	5650	5700	-50
		Siwani (Loose)	5800	5900	-100
	Sirsa	Sirsa (Loose)	5650	5800	-150
		Dhabwali (Loose)	5675	5825	-150
		Dhabwali (Delivery)	5959	6116	-158
		Ellanabad (Loose)	NA	5650	-
	Fatehabad	Fatehabad (Loose)	5650	5700	-50
Gujarat	Banaskantha	Deesa (Loose)	NA	NA	-
	Patan	Patan (Loose)	5615	5850	-235
	Rajkot	Rajkot (Loose)	6000	6050	-50
	Jamnagar	Dhrol (Loose)	NA	NA	-
Madhya Pradesh	Morena	Morena (Loose)	5500	5500	Unch
Guar Gum					
Rajasthan	Jodhpur	Jodhpur	12500	13250	-750
	Alwar	Alwar	NR	12500	-
	Hanumangarh	Nohar	NA	NA	-
Haryana	Bhiwani	Bhiwani	13500	13300	200
	Sirsa	Sirsa	11600	12700	-1100
		Dhabwali	11600	12700	-1100
		Ellanabad	NA	12700	-
	Fatehabad	Fatehabad	11600	12700	-1100

Guar Seed Arrivals in Key Centers					
Commodity	District	Centre	Arrivals (Quintals)		Change
Guar Seed			27-Jan-23	25-Jan-23	
Rajasthan	Jodhpur	Jodhpur	NA	NA	-
	Sri-Ganganagar	Sri-Ganganagar	200	200	Unch
		Rawla	NA	NA	-

		Gharsana	NA	NA	-
		Raisinghnagar	200	100	100
	<b>Bikaner</b>	Bikaner	1000	2000	-1000
		Nokha	500	1000	-500
		Khajuwala	400	NR	-
		Lunkaransar	100	700	-600
	<b>Hanumangarh</b>	Hanumangarh	60	100	-40
		Nohar	NA	NA	-
		Pilibanga	NA	NA	-
	<b>Nagaur</b>	Nagaur	NA	NA	-
	<b>Churu</b>	Churu	NR	300	-
	<b>Alwar</b>	Alwar	NR	Na	-
<b>Haryana</b>	<b>Hisar</b>	Adampur	800	1000	-200
	<b>Bhiwani</b>	Bhiwani	100	150	-50
		Siwani	1000	1200	-200
	<b>Sirsa</b>	Sirsa	300	250	50
		Dhabwali	NA	50	-
		Ellanabad	NA	535	-
	<b>Fatehabad</b>	Fatehabad	50	50	Unch
<b>Gujarat</b>	<b>Banaskantha</b>	Deesa	NA	NA	-
	<b>Patan</b>	Patan	56	47	9
	<b>Rajkot</b>	Rajkot	10	25	-15
	<b>Jamnagar</b>	Dhrol	NA	NA	-
<b>Madhya Pradesh</b>	<b>Morena</b>	Morena	NA	NA	-
<b>Total Arrivals/Above Markets</b>			<b>4776</b>	<b>7707</b>	<b>-2931</b>

**Disclaimer**

The information and opinions contained in the document have been compiled from sources believed to be reliable. The company does not warrant its accuracy, completeness and correctness. Use of data and information contained in this report is at your own risk. This document is not, and should not be construed as, an offer to sell or solicitation to buy any commodities. This document may not be reproduced, distributed or published, in whole or in part, by any recipient hereof for any purpose without prior permission from the Company. IASL and its affiliates and/or their officers, directors and employees may have positions in any commodities mentioned in this document (or in any related investment) and may from time to time add to or dispose of any such commodities (or investment). Please see the detailed disclaimer at <http://www.agriwatch.com/Disclaimer.asp> © 2023 Indian Agribusiness Systems Limited