

Today's Update

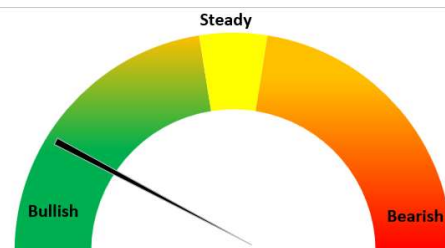
Today, the Guar seed Jodhpur delivery prices went up by 1.7% at INR 6,143/Qtl. as compared to INR 6,038. While in other cash markets, Guar seed traded with *mixed* sentiments.

In Rajasthan, the arrivals went down to 2,385 qtl. Vs 3,250 qtl. previous day. While in Haryana also, the arrivals went down to 1,700 qtl. Vs 2,950 qtl. previous day due to weak demand in the market.

Jodhpur Guar seed delivery prices are expected to trade in the range of Rs. 5,600-6,300/Qtl. in near term amid the weak sentiments in the market.

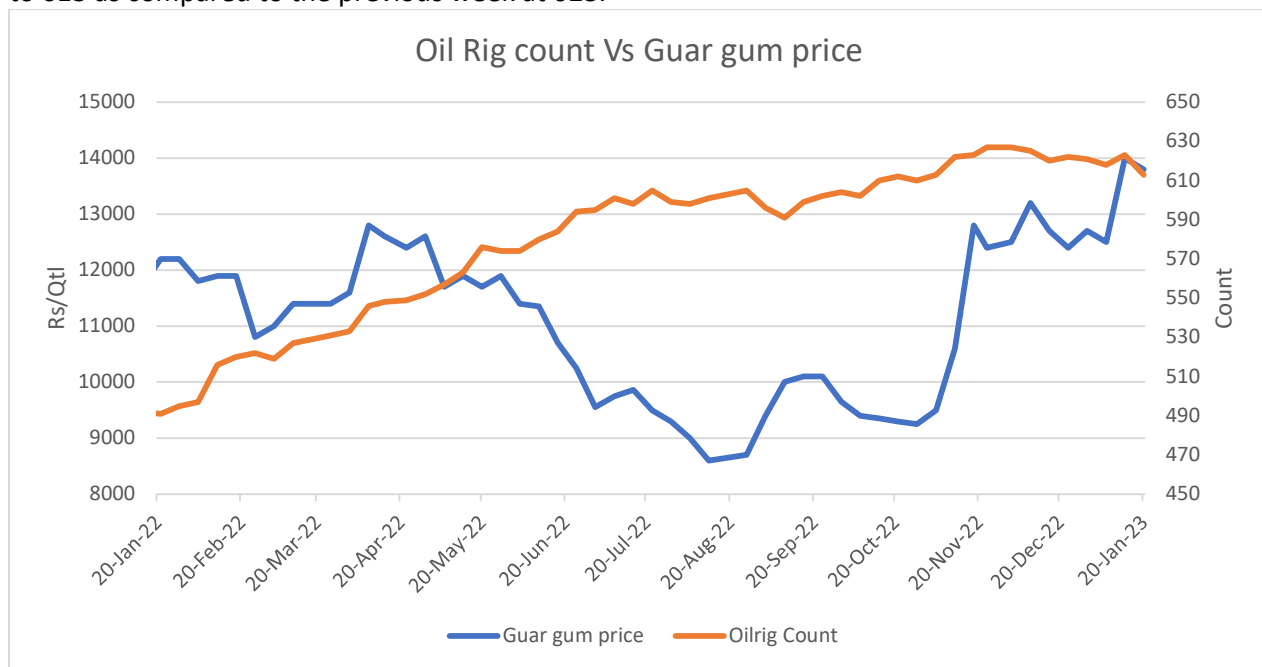
Month till date, Guar seed Jodhpur delivery prices went up by 29% at Rs. 6,038/qtl. as compared to October month closing at Rs. 4,673/qtl. while seed prices this week went down by 2.6%.

The Guar gum prices went up by 27% at Rs. 11,700/qtl. as compared to October month closing at Rs. 9,200/qtl., however the gum prices slugged by 15.2% this week.



Oilrig Count Vs Guar gum Prices

As on 20th Jan '2023, as per data released by Baker Hughes, the number of oilrigs in USA decreased by 10 to 613 as compared to the previous week at 623.



WTI Crude Oil

WTI Crude oil 27th Jan '23	% Change
27th Jan '23	1.44%
1 Week	0.96%
Month till date	2.25%

Guar Split Exports

India's Guar split exports increased in the month of December '2022 by 21% to 5,440 MT as compared to 4,500 MT previous month. While, the Guar split shipments went up by 66% in December '22 compared to the same period last year. Out of the total exports, around 3,400 MT (62.5%) was bought by China, 1520 MT (28%) bought by the USA, 220 MT (4.04%) by Germany, 120 MT by Netherlands as well as by Switzerland both and 60 MT by Canada.

Country	Guar Split exported in Dec '22 (MT)	% Share
CHINA	3400	62.50%
USA	1520	27.94%
GERMANY	220	4.04%
NETHERLANDS	120	2.21%
SWITZERLAND	120	2.21%
CANADA	60	1.10%
Grand Total	5440	100.00%

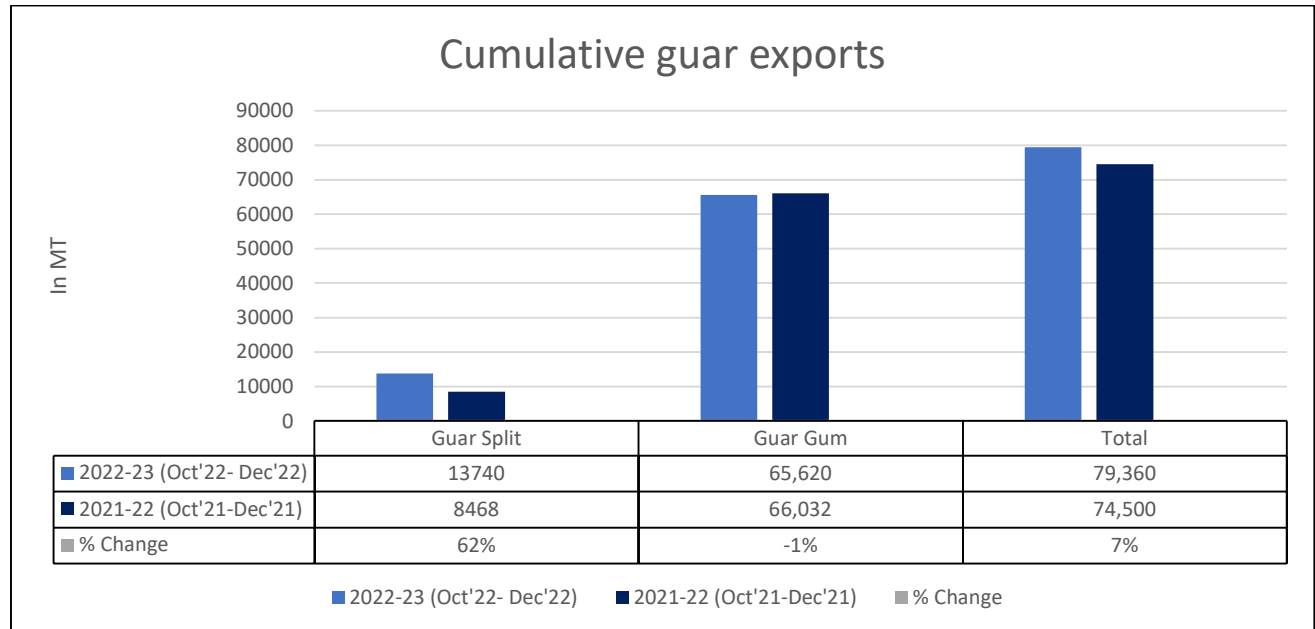
Guar Gum Exports: India's Guar gum exports increased in the month of December '2022 by 16% to 23,136 MT compared to 20,018 MT in the previous month. However, the gum shipments went down by 8% in December 2022 as compared to the same period last year. Out of the total exported quantity, around 10,734 MT (46.4%) was bought by the US, 2,412 MT (10.42%) by Russia, 2,365 MT (10.22%) by Germany, 658 MT (2.84%) by China and 561 MT (2.42%) by UK. We expect Guar gum export in Jan '22 to be around 22,000-25,000 tonnes.

COUNTRIES	Guar gum exported in Dec '22(MT)	Guar gum export (% Share)
USA	10734	46.40%
RUSSIA	2412	10.42%
GERMANY	2365	10.22%
CHINA	658	2.84%
UK	561	2.42%
TURKEY	467	2.02%
ITALY	464	2.01%
CANADA	436	1.89%
BRAZIL	392	1.69%
ALGERIA	370	1.60%
AUSTRALIA	347	1.50%
NETHERLANDS	333	1.44%
SOUTH AFRICA	326	1.41%
BELGIUM	320	1.38%
OTHERS	2950	12.75%
TOTAL	23136	100%

Total Cumulative Guar Exports: In the Oct-Dec '22 period, the total cumulative guar exports went up by 7% to 0.79 Lakh tonnes as

Attributes	2022-23 (Oct'22- Dec'22)	2021-22 (Oct'21-Dec'21)	% Change
Guar Split	13740	8468	62%
Guar Gum	65,620	66,032	-1%
Total	79,360	74,500	7%

compared to 0.74 Lakh tonnes previous year same period. While the cumulative guar split exports increased by 62%, but the guar gum exports went down by 1% in the period concerned.



NCDEX Futures Market

NCDEX-FUTURES MARKET – Guar Seed

Contract	% chg	Open	High	Low	Close	Volume	Change	OI	Change
Feb-23	+0.80	5,790	5,835	5,751	5806.00B	26,950	-22735	55910	-12580
Mar-23	+0.81	5,874	5,900	5,825	5880.00B	14,160	4905	29435	13050

NCDEX-FUTURES MARKET- Guar Gum

Contract	% chg	Open	High	Low	Close	Volume	Change	OI	Change
Feb-23	+1.67	12000	12273	12000	12165	14205	-12465	27180	-10725
Mar-23	+1.67	12250	12418	12156	12317	11320	2235	21975	8540



Guar seed Stock Position:			
Stocks	Demat	In-Process	Total
	28-Jan-23	28-Jan-23	28-Jan-23
Bikaner	26295	825	27120
Deesa	-	-	0
Sri Ganganagar	821	0	821
Jodhpur	1445	0	1445
Nokha	-	-	-

Guar Gum Stock Position:			
Stocks	Demat	In-Process	Total
	28-Jan-23	28-Jan-23	28-Jan-23
Deesa	75	0	75
Bikaner	3055	0	3055
Jodhpur	15357	298	15655
Nokha	1482	0	1482
Sri Ganganagar	35	0	35

Churi and Korma Prices:		30-Jan-23
Commodity	Centre	Rs. /75 kg.
Churi	Jodhpur	2100
Korma	Jodhpur	3000



Guar seed EDD:					
	10-Feb-23	10-Mar-23	10-Apr-23	10-May-23	10-Jun-23
Bikaner	1395	199	190	60	60
Deesa	-	-	-	-	-
Sri Ganganagar	-	-	-	15	-
Jodhpur	-	-	-	-	-
Nokha	-	-	-	-	-

Guar Gum EDD:					
	10-Feb-23	10-Mar-23	10-Apr-23	10-May-23	10-Jun-23
Deesa	-	-	-	-	-
Bikaner	10	99	228	60	190
Jodhpur	348	69	139	189	1283
Nokha	25	40	20	50	90
Sri Ganganagar	15	-	-	-	-

Guar Seed Prices at Key Spot Markets:					
Commodity	District	Centre	Prices (Rs/Qtl)		Change
Guar Seed			30-Jan-23	28-Jan-23	
Rajasthan	Jodhpur	Jodhpur (Loose)	5850	5750	100
		Jodhpur (Delivery)	6143	6038	105
	Sri-Ganganagar	Sri-Ganganagar (Loose)	5750	5750	Unch
		Sri-Ganganagar (Delivery)	5900	5900	Unch
		Rawla (Loose)	NA	NA	-
		Gharsana (Loose)	NA	NA	-
		Raisinghnagar (Loose)	5600	5600	Unch
	Bikaner	Bikaner (Loose)	5700	5650	50
		Bikaner (Delivery)	5985	5933	53
		Nokha(Loose)	5650	5750	-100
		Nokha (Delivery)	5933	6038	-105
		Khajuwala (Loose)	5700	5750	-50

		Khajuwala (Delivery)	5985	6038	-53
		Lunkaransar (Loose)	5880	5880	Unch
	Hanumangarh	Hanumangarh (Loose)	5600	5600	Unch
		Hanumangarh (Delivery)	5880	5880	Unch
		Nohar (Loose)	NA	NA	-
		Pilibanga (Loose)	NA	NA	-
	Nagaur	Nagaur (Loose)	NA	NA	-
	Churu	Churu (Delivery)	5800	5750	50
	Alwar	Alwar (Loose)	5500	5400	100
Haryana	Hisar	Adampur (Loose)	5700	5700	Unch
		Adampur (Delivery)	5985	5985	Unch
	Bhiwani	Bhiwani (Delivery)	5650	5700	-50
		Siwani (Loose)	5800	5750	50
	Sirsa	Sirsa (Loose)	5700	5750	-50
		Dhabwali (Loose)	5725	5775	-50
		Dhabwali (Delivery)	6011	6064	-53
		Ellanabad (Loose)	NA	NA	-
	Fatehabad	Fatehabad (Loose)	5600	5700	-100
Gujarat	Banaskantha	Deesa (Loose)	-	NA	-
	Patan	Patan (Loose)	-	5755	-
	Rajkot	Rajkot (Loose)	-	5800	-
	Jamnagar	Dhrol (Loose)	-	5700	-
Madhya Pradesh	Gwalior	Dabra (Loose)	NA	Closed	-
Guar Gum					
Rajasthan	Jodhpur	Jodhpur	12150	11700	450
	Alwar	Alwar	12300	12000	300
	Hanumangarh	Nohar	NA	NA	-
Haryana	Bhiwani	Bhiwani	12800	13550	-750
	Sirsa	Sirsa	12300	12000	300
		Dhabwali	12300	12000	300
		Ellanabad	NA	NA	-
	Fatehabad	Fatehabad	12300	12000	300

Guar Seed Arrivals in Key Centers					
Commodity	District	Centre	Arrivals (Quintals)		Change
Guar Seed			30-Jan-23	28-Jan-23	
Rajasthan	Jodhpur	Jodhpur	NA	0	-
	Sri-Ganganagar	Sri-Ganganagar	200	200	Unch
		Rawla	NA	NA	-

		Gharsana	NA	NA	-
		Raisinghnagar	50	150	-100
	Bikaner	Bikaner	1000	1000	Unch
		Nokha	500	1200	-700
		Khajuwala	200	200	Unch
		Lunkaransar	200	300	-100
	Hanumangarh	Hanumangarh	35	100	-65
		Nohar	NA	NA	-
		Pilibanga	NA	NA	-
	Nagaur	Nagaur	NA	NA	-
	Churu	Churu	200	100	100
	Alwar	Alwar	Na	Na	-
Haryana	Hisar	Adampur	600	1000	-400
	Bhiwani	Bhiwani	150	NA	-
		Siwani	600	1500	-900
	Sirsa	Sirsa	300	400	-100
		Dhabwali	NA	NA	-
		Ellanabad	NA	NA	-
	Fatehabad	Fatehabad	50	50	Unch
Gujarat	Banaskantha	Deesa	0	NA	-
	Patan	Patan	0	38	-38
	Rajkot	Rajkot	0	60	-60
	Jamnagar	Dhrol	0	5	-5
Madhya Pradesh	Gwalior	Dabra	NA	Closed	-
Total Arrivals/Above Markets			4085	6303	-2218

Disclaimer

The information and opinions contained in the document have been compiled from sources believed to be reliable. The company does not warrant its accuracy, completeness and correctness. Use of data and information contained in this report is at your own risk. This document is not, and should not be construed as, an offer to sell or solicitation to buy any commodities. This document may not be reproduced, distributed or published, in whole or in part, by any recipient hereof for any purpose without prior permission from the Company. IASL and its affiliates and/or their officers, directors and employees may have positions in any commodities mentioned in this document (or in any related investment) and may from time to time add to or dispose of any such commodities (or investment). Please see the detailed disclaimer at <http://www.agriwatch.com/Disclaimer.asp> © 2023 Indian Agribusiness Systems Limited