

Today's Update

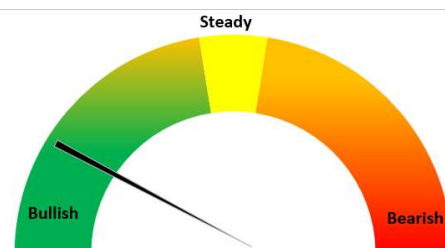
Today, the Guar seed Jodhpur delivery prices went marginally down by 0.9% at INR 6,090/Qtl. as compared to INR 6,038. However, in other cash markets, Guar seed traded with *bullish* sentiments.

In Rajasthan, the arrivals went down to 2,125 qtl. Vs 2,385 qtl. previous day. However, in Haryana the arrivals went up to 2,500 qtl. Vs 1,700 qtl. previous day.

Jodhpur Guar seed delivery prices are expected to trade in the range of Rs. 5,600-6,300/Qtl. in near term amid the weak sentiments in the market.

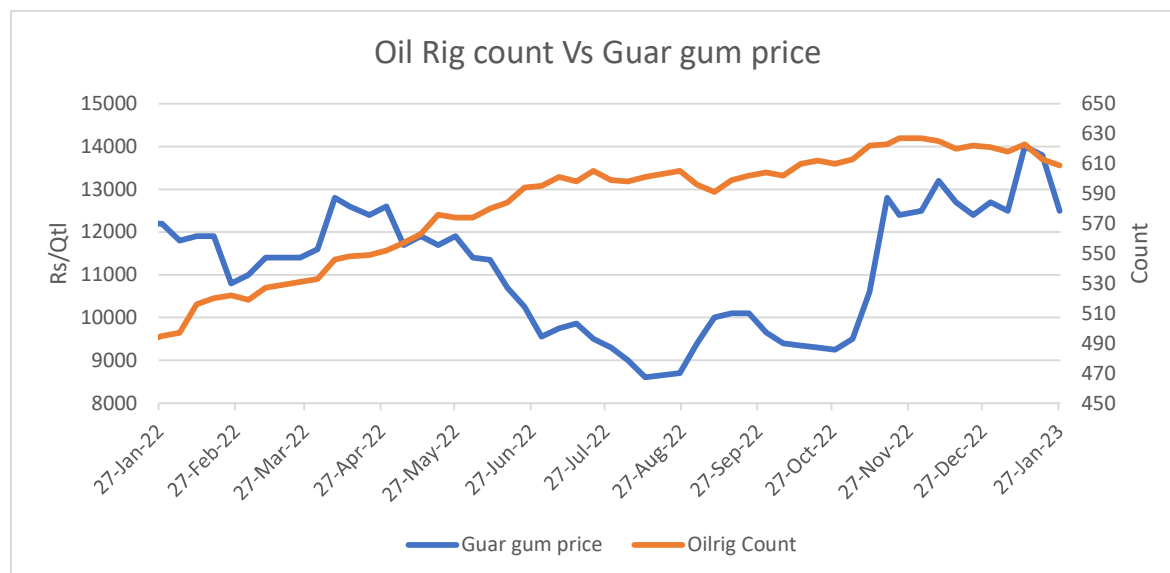
Month till date, Guar seed Jodhpur delivery prices went up by 30% at Rs. 6,038/qtl. as compared to October month closing at Rs. 4,673/qtl. while seed prices this week went up marginally by 0.9%.

The Guar gum prices went up by 38% at Rs. 11,700/qtl. as compared to October month closing at Rs. 9,200/qtl., while the gum prices slumped by 8.5% this week due to good demand in the market.



Oilrig Count Vs Guar gum Prices

As on 27th Jan '2023, as per data released by Baker Hughes, the number of oilrigs in USA decreased by 4 to 609 as compared to the previous week at 613.



WTI Crude Oil

WTI Crude oil 27th Jan '23	% Change
27th Jan '23	1.44%
1 Week	0.96%
Month till date	2.25%

Guar Split Exports

India's Guar split exports increased in the month of December '2022 by 21% to 5,440 MT as compared to 4,500 MT previous month. While, the Guar split shipments went up by 66% in December '22 compared to the same period last year. Out of the total exports, around 3,400 MT (62.5%) was bought by China, 1520 MT (28%) bought by the USA, 220 MT (4.04%) by Germany, 120 MT by Netherlands as well as by Switzerland both and 60 MT by Canada.

Country	Guar Split exported in Dec '22 (MT)	% Share
CHINA	3400	62.50%
USA	1520	27.94%
GERMANY	220	4.04%
NETHERLANDS	120	2.21%
SWITZERLAND	120	2.21%
CANADA	60	1.10%
Grand Total	5440	100.00%

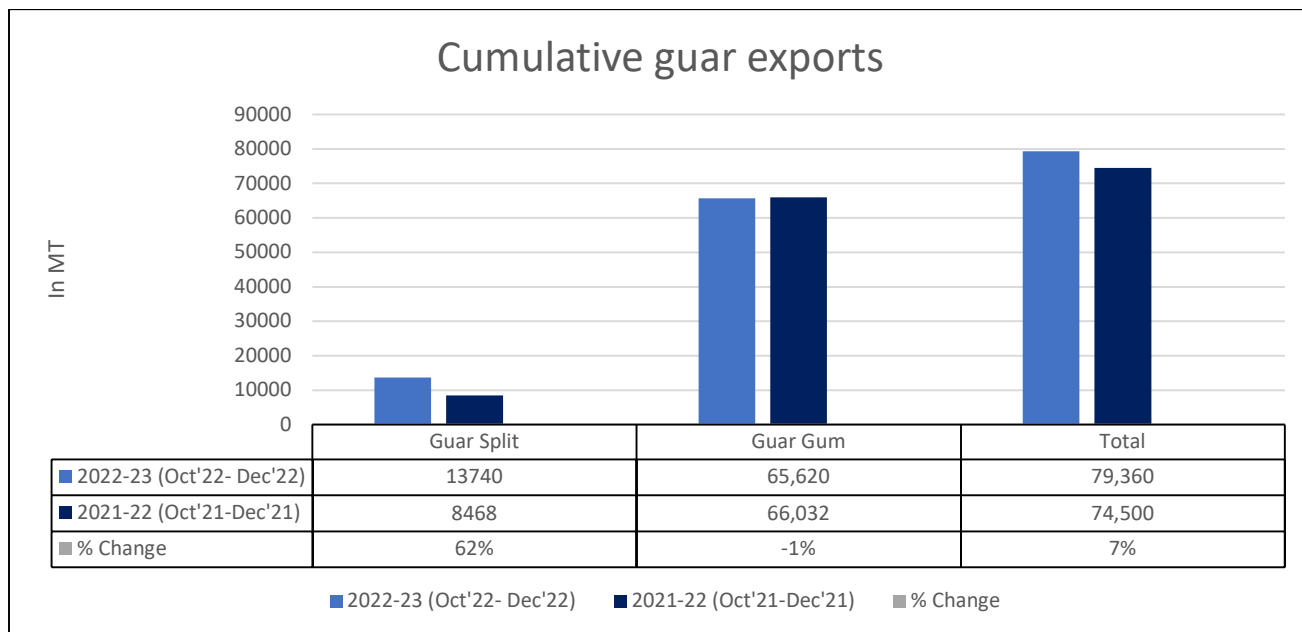
Guar Gum Exports: India's Guar gum exports increased in the month of December '2022 by 16% to 23,136 MT compared to 20,018 MT in the previous month. However, the gum shipments went down by 8% in December 2022 as compared to the same period last year. Out of the total exported quantity, around 10,734 MT (46.4%) was bought by the US, 2,412 MT (10.42%) by Russia, 2,365 MT (10.22%) by Germany, 658 MT (2.84%) by China and 561 MT (2.42%) by UK. We expect Guar gum export in Jan '22 to be around 22,000-25,000 tonnes.

COUNTRIES	Guar gum exported in Dec '22(MT)	Guar gum export (% Share)
USA	10734	46.40%
RUSSIA	2412	10.42%
GERMANY	2365	10.22%
CHINA	658	2.84%
UK	561	2.42%
TURKEY	467	2.02%
ITALY	464	2.01%
CANADA	436	1.89%
BRAZIL	392	1.69%
ALGERIA	370	1.60%
AUSTRALIA	347	1.50%
NETHERLANDS	333	1.44%
SOUTH AFRICA	326	1.41%
BELGIUM	320	1.38%
OTHERS	2950	12.75%
TOTAL	23136	100%

Total Cumulative Guar Exports: In the Oct-Dec '22 period, the total cumulative guar exports went up by 7% to 0.79 Lakh tonnes as

Attributes	2022-23 (Oct'22- Dec'22)	2021-22 (Oct'21-Dec'21)	% Change
Guar Split	13740	8468	62%
Guar Gum	65,620	66,032	-1%
Total	79,360	74,500	7%

compared to 0.74 Lakh tonnes previous year same period. While the cumulative guar split exports increased by 62%, but the guar gum exports went down by 1% in the period concerned.


NCDEX Futures Market
NCDEX-FUTURES MARKET – Guar Seed

Contract	% chg	Open	High	Low	Close	Volume	Change	OI	Change
Feb-23	+2.70	5,817	6,026	5,817	5,963	43,265	16315	45320	-10590
Mar-23	+2.81	5,885	6,100	5,881	6,045	31,645	17485	40395	10960

NCDEX-FUTURES MARKET- Guar Gum

Contract	% chg	Open	High	Low	Close	Volume	Change	OI	Change
Feb-23	+3.85	12174	12760	12170	12633	20695	6490	19390	-7790
Mar-23	+3.52	12330	12870	12330	12750	22325	11005	31810	9835

Guar seed Stock Position:

Stocks	Demat	In-Process	Total
	30-Jan-23	30-Jan-23	30-Jan-23
Bikaner	27150	91	27241

Deesa	-	-	0
Sri Ganganagar	811	60	871
Jodhpur	1445	0	1445
Nokha	-	-	-

Guar Gum Stock Position:			
Stocks	Demat	In-Process	Total
	30-Jan-23	30-Jan-23	30-Jan-23
Deesa	75	0	75
Bikaner	2636	0	2636
Jodhpur	15651	55	15706
Nokha	1482	0	1482
Sri Ganganagar	35	0	35

Churi and Korma Prices:		31-Jan-23
Commodity	Centre	Rs. /75 kg.
Churi	Jodhpur	2100
Korma	Jodhpur	3000

Guar seed EDD:					
	10-Feb-23	10-Mar-23	10-Apr-23	10-May-23	10-Jun-23
Bikaner	1395	199	190	60	60
Deesa	-	-	-	-	-
Sri Ganganagar	-	-	-	5	-
Jodhpur	-	-	-	-	-
Nokha	-	-	-	-	-

Guar Gum EDD:					
	10-Feb-23	10-Mar-23	10-Apr-23	10-May-23	10-Jun-23
Deesa	-	-	-	-	-
Bikaner	-	30	119	60	190
Jodhpur	298	69	139	189	1283
Nokha	25	30	20	50	90
Sri Ganganagar	15	-	-	-	-

Guar Seed Prices at Key Spot Markets:					
Commodity	District	Centre	Prices (Rs/Qtl)		Change
Guar Seed			31-Jan-23	30-Jan-23	
Rajasthan	Jodhpur	Jodhpur (Loose)	5800	5850	-50
		Jodhpur (Delivery)	6090	6143	-53
	Sri-Ganganagar	Sri-Ganganagar (Loose)	5720	5750	-30
		Sri-Ganganagar (Delivery)	5870	5900	-30
		Rawla (Loose)	NA	NA	-
		Gharsana (Loose)	NA	NA	-
		Raisinghnagar (Loose)	Closed	5600	-
	Bikaner	Bikaner (Loose)	5850	5700	150
		Bikaner (Delivery)	6143	5985	158
		Nokha (Loose)	5825	5650	175
		Nokha (Delivery)	6116	5933	184
		Khajuwala (Loose)	5850	5700	150
		Khajuwala (Delivery)	6143	5985	158
		Lunkaransar (Loose)	6038	5880	158
	Hanumangarh	Hanumangarh (Loose)	Closed	5600	-
		Hanumangarh (Delivery)	Closed	5880	-
		Nohar (Loose)	NA	NA	-
		Pilibanga (Loose)	NA	NA	-
	Nagaur	Nagaur (Loose)	5800	5700	100
	Churu	Churu (Delivery)	5950	5800	150
	Alwar	Alwar (Loose)	5700	5500	200
Haryana	Hisar	Adampur (Loose)	5700	5700	Unch
		Adampur (Delivery)	5985	5985	Unch
	Bhiwani	Bhiwani (Delivery)	5825	5650	175

	Sirsa	Siwani (Loose)	5950	5800	150
		Sirsa (Loose)	5800	5700	100
		Dhabwali (Loose)	5825	5725	100
		Dhabwali (Delivery)	6116	6011	105
		Ellanabad (Loose)	NA	5490	-
	Fatehabad	Fatehabad (Loose)	5750	5600	150
Gujarat	Banaskantha	Deesa (Loose)	NA	NA	-
	Patan	Patan (Loose)	NA	5435	-
	Rajkot	Rajkot (Loose)	5725	5700	25
	Jamnagar	Dhrol (Loose)	NA	NA	-
Madhya Pradesh	Morena	Morena (Loose)	5500	Closed	-
Guar Gum					
Rajasthan	Jodhpur	Jodhpur	12700	12150	550
	Alwar	Alwar	12600	12300	300
	Hanumangarh	Nohar	NA	NA	-
Haryana	Bhiwani	Bhiwani	13200	12800	400
	Sirsa	Sirsa	12800	12300	500
		Dhabwali	12800	12300	500
		Ellanabad	NA	12300	-
	Fatehabad	Fatehabad	12800	12300	500

Guar Seed Arrivals in Key Centers					
Commodity	District	Centre	Arrivals (Quintals)		Change
Guar Seed			31-Jan-23	30-Jan-23	
Rajasthan	Jodhpur	Jodhpur	NA	NA	-
	Sri-Ganganagar	Sri-Ganganagar	125	200	-75
		Rawla	NA	NA	-
		Gharsana	NA	NA	-
		Raisinghnagar	Closed	50	-
	Bikaner	Bikaner	1000	1000	Unch
		Nokha	600	500	100
		Khajuwala	NA	200	-
		Lunkaransar	200	200	Unch
	Hanumangarh	Hanumangarh	Closed	35	-
		Nohar	NA	NA	-
		Pilibanga	NA	NA	-
	Nagaur	Nagaur	NA	NA	-
	Churu	Churu	200	200	Unch
	Alwar	Alwar	Na	Na	-

Haryana	Hisar	Adampur	1000	600	400
	Bhiwani	Bhiwani	250	150	100
		Siwani	800	600	200
	Sirsa	Sirsa	450	300	150
		Dhabwali	NA	NA	-
		Ellanabad	NA	55	-
	Fatehabad	Fatehabad	NA	50	-
Gujarat	Banaskantha	Deesa	NA	NA	-
	Patan	Patan	NA	8	-
	Rajkot	Rajkot	50	40	10
	Jamnagar	Dhrol	NA	NA	-
Madhya Pradesh	Morena	Morena	NA	Closed	-
Total Arrivals/Above Markets			4675	4188	487

Disclaimer

The information and opinions contained in the document have been compiled from sources believed to be reliable. The company does not warrant its accuracy, completeness and correctness. Use of data and information contained in this report is at your own risk. This document is not, and should not be construed as, an offer to sell or solicitation to buy any commodities. This document may not be reproduced, distributed or published, in whole or in part, by any recipient hereof for any purpose without prior permission from the Company. IASL and its affiliates and/or their officers, directors and employees may have positions in any commodities mentioned in this document (or in any related investment) and may from time to time add to or dispose of any such commodities (or investment). Please see the detailed disclaimer at <http://www.agriwatch.com/Disclaimer.asp> © 2023 Indian Agribusiness Systems Limited