

### Today's Update

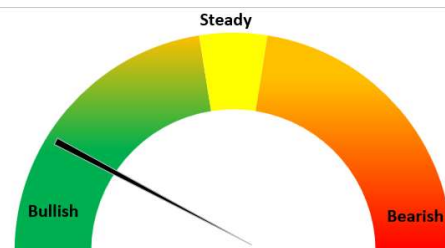
Today, the Guar seed Jodhpur delivery prices went up by 3.4% at INR 6,300/Qtl. as compared to INR 6,090. However, in other cash markets, Guar seed traded with *mixed* sentiments.

In Rajasthan, the arrivals went up to 2,800 qtl. Vs 2,125 qtl. previous day. However, in Haryana the arrivals went down to 2,100 qtl. Vs 2,500 qtl. previous day.

Jodhpur Guar seed delivery prices are expected to trade in the range of Rs. 5,600-6,300/Qtl. in near term amid the weak sentiments in the market.

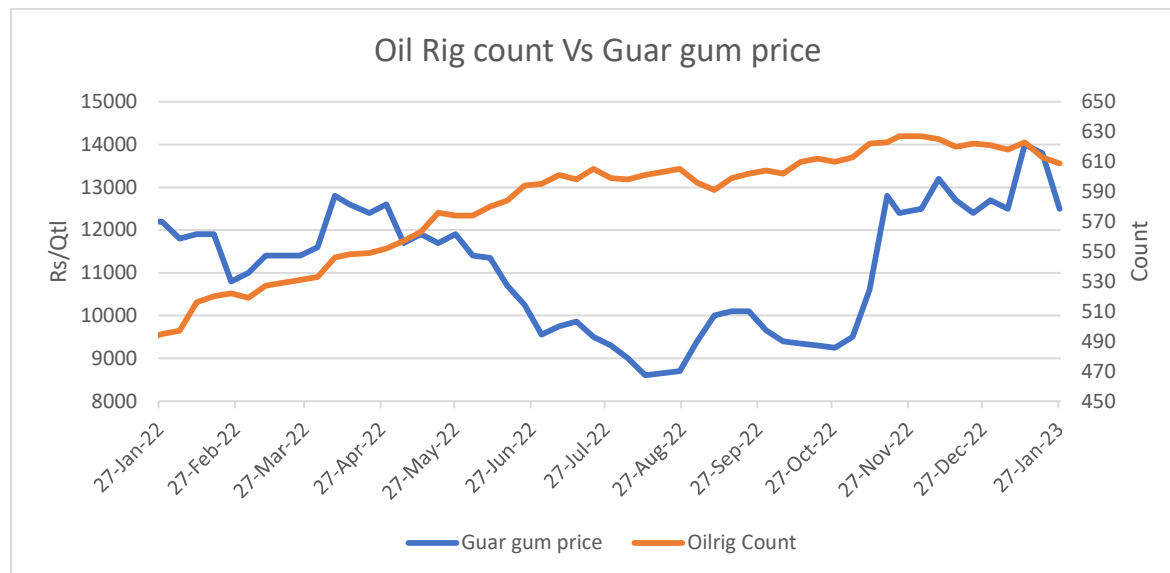
Month till date, Guar seed Jodhpur delivery prices went up by 35% at Rs. 6,038/qtl. as compared to October month closing at Rs. 4,673/qtl. while seed prices this week went up by 4.3%.

The Guar gum prices went up by 38% at Rs. 12,700/qtl. as compared to October month closing at Rs. 9,200/qtl., while the gum prices slumped by 8.5% this week due to good demand in the market.



### Oilrig Count Vs Guar gum Prices

As on 27<sup>th</sup> Jan '2023, as per data released by Baker Hughes, the number of oilrigs in USA decreased by 4 to 609 as compared to the previous week at 613.



### WTI Crude Oil

WTI Crude oil 27th Jan '23	% Change
27th Jan '23	1.44%
1 Week	0.96%
Month till date	2.25%

### Guar Split Exports

India's Guar split exports increased in the month of December '2022 by 21% to 5,440 MT as compared to 4,500 MT previous month. While, the Guar split shipments went up by 66% in December '22 compared to the same period last year. Out of the total exports, around 3,400 MT (62.5%) was bought by China, 1520 MT (28%) bought by the USA, 220 MT (4.04%) by Germany, 120 MT by Netherlands as well as by Switzerland both and 60 MT by Canada.

Country	Guar Split exported in Dec '22 (MT)	% Share
CHINA	3400	62.50%
USA	1520	27.94%
GERMANY	220	4.04%
NETHERLANDS	120	2.21%
SWITZERLAND	120	2.21%
CANADA	60	1.10%
<b>Grand Total</b>	<b>5440</b>	<b>100.00%</b>

### Guar Gum Exports:

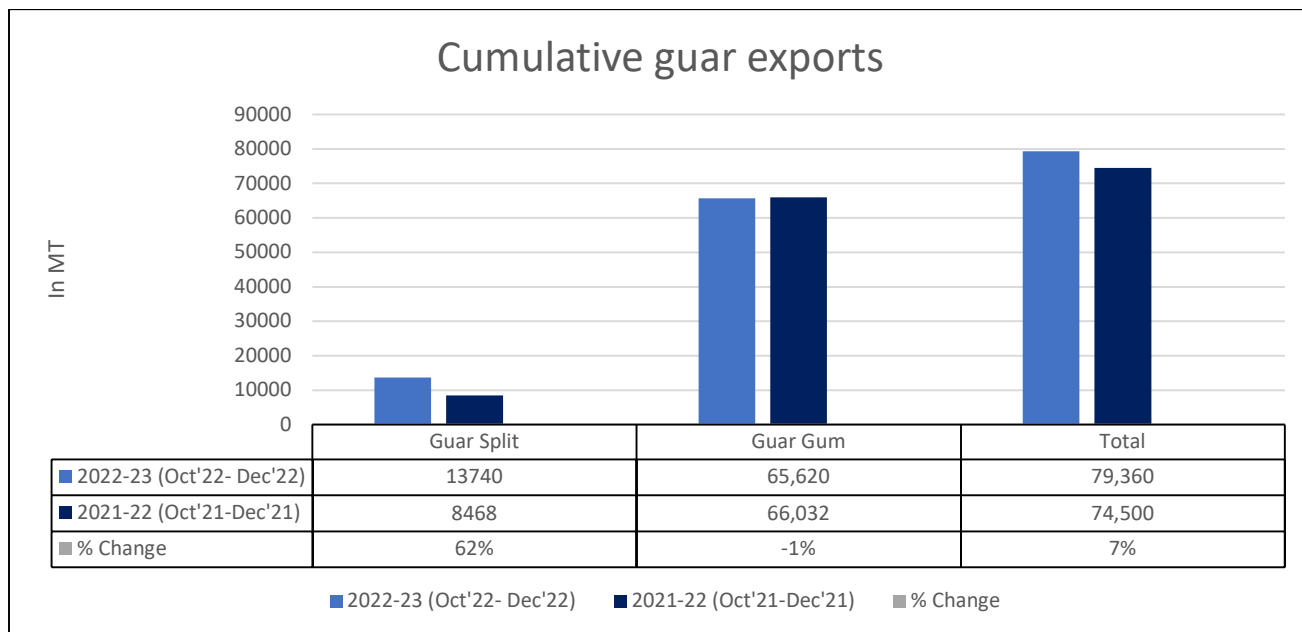
India's Guar gum exports increased in the month of December '2022 by 16% to 23,136 MT compared to 20,018 MT in the previous month. However, the gum shipments went down by 8% in December 2022 as compared to the same period last year. Out of the total exported quantity, around 10,734 MT (46.4%) was bought by the US, 2,412 MT (10.42%) by Russia, 2,365 MT (10.22%) by Germany, 658 MT (2.84%) by China and 561 MT (2.42%) by UK. We expect Guar gum export in Jan '22 to be around 22,000-25,000 tonnes.

COUNTRIES	Guar gum exported in Dec '22( MT)	Guar gum export (% Share)
USA	10734	46.40%
RUSSIA	2412	10.42%
GERMANY	2365	10.22%
CHINA	658	2.84%
UK	561	2.42%
TURKEY	467	2.02%
ITALY	464	2.01%
CANADA	436	1.89%
BRAZIL	392	1.69%
ALGERIA	370	1.60%
AUSTRALIA	347	1.50%
NETHERLANDS	333	1.44%
SOUTH AFRICA	326	1.41%
BELGIUM	320	1.38%
OTHERS	2950	12.75%
<b>TOTAL</b>	<b>23136</b>	<b>100%</b>

### Total Cumulative Guar Exports:

In the Oct-Dec '22 period, the total cumulative guar exports went up by 7% to 0.79 Lakh tonnes as compared to 0.74 Lakh tonnes previous year same period. While the cumulative guar split exports increased by 62%, but the guar gum exports went down by 1% in the period concerned.

Attributes	2022-23 (Oct'22- Dec'22)	2021-22 (Oct'21-Dec'21)	% Change
Guar Split	13740	8468	62%
Guar Gum	65,620	66,032	-1%
<b>Total</b>	<b>79,360</b>	<b>74,500</b>	<b>7%</b>



## NCDEX Futures Market

### NCDEX-FUTURES MARKET – Guar Seed

Contract	% chg	Open	High	Low	Close	Volume	Change	OI	Change
Feb-23	+2.70	5,817	6,026	5,817	5,963	43,265	16315	45320	-10590
Mar-23	+2.81	5,885	6,100	5,881	6,045	31,645	17485	40395	10960

### NCDEX-FUTURES MARKET- Guar Gum

Contract	% chg	Open	High	Low	Close	Volume	Change	OI	Change
Feb-23	+3.85	12174	12760	12170	12633	20695	6490	19390	-7790
Mar-23	+3.52	12330	12870	12330	12750	22325	11005	31810	9835

### Guar seed Stock Position:

Stocks	Demat	In-Process	Total
	31-Jan-23	31-Jan-23	31-Jan-23
Bikaner	27150	91	27241



Deesa	-	-	0
Sri Ganganagar	811	60	871
Jodhpur	1445	0	1445
Nokha	-	-	-

Guar Gum Stock Position:			
Stocks	Demat	In-Process	Total
	31-Jan-23	31-Jan-23	31-Jan-23
Deesa	75	0	75
Bikaner	2636	0	2636
Jodhpur	15651	55	15706
Nokha	1482	0	1482
Sri Ganganagar	35	0	35

Churi and Korma Prices:		01-Feb-23
Commodity	Centre	Rs. /75 kg.
Churi	Jodhpur	2100
Korma	Jodhpur	3000

Guar seed EDD:					
	10-Feb-23	10-Mar-23	10-Apr-23	10-May-23	10-Jun-23
Bikaner	1395	199	190	60	60
Deesa	-	-	-	-	-
Sri Ganganagar	-	-	-	5	-
Jodhpur	-	-	-	-	-
Nokha	-	-	-	-	-



Guar Gum EDD:					
	10-Feb-23	10-Mar-23	10-Apr-23	10-May-23	10-Jun-23
Deesa	-	-	-	-	-
Bikaner	-	30	119	60	190
Jodhpur	298	69	139	189	1283
Nokha	25	30	20	50	90
Sri Ganganagar	15	-	-	-	-

Guar Seed Prices at Key Spot Markets:					
Commodity	District	Centre	Prices (Rs/Qtl)		Change
Guar Seed			1-Feb-23	31-Jan-23	
Rajasthan	Jodhpur	Jodhpur (Loose)	6000	5800	200
		Jodhpur(Delivery)	6300	6090	210
	Sri-Ganganagar	Sri-Ganganagar(Loose)	5750	5720	30
		Sri-Ganganagar (Delivery)	5900	5870	30
		Rawla (Loose)	NA	NA	-
		Gharsana (Loose)	NA	NA	-
		Raisinghnagar (Loose)	5700	Closed	-
	Bikaner	Bikaner (Loose)	5800	5850	-50
		Bikaner (Delivery)	6090	6143	-53
		Nokha(Loose)	5750	5825	-75
		Nokha (Delivery)	6038	6116	-79
		Khajuwala (Loose)	5800	5850	-50
		Khajuwala (Delivery)	6090	6143	-53
		Lunkaransar (Loose)	6143	6038	105
	Hanumangarh	Hanumangarh (Loose)	5750	Closed	-
		Hanumangarh (Delivery)	6038	Closed	-
		Nohar (Loose)	NA	NA	-
		Pilibanga (Loose)	NA	NA	-
	Nagaur	Nagaur (Loose)	5800	5800	Unch
	Churu	Churu (Delivery)	NA	5950	-
	Alwar	Alwar (Loose)	NA	5700	-
Haryana	Hisar	Adampur (Loose)	5700	5700	Unch
		Adampur (Delivery)	5985	5985	Unch
	Bhiwani	Bhiwani (Delivery)	5900	5825	75

	Sirsa	Siwani (Loose)	5900	5950	-50
		Sirsa (Loose)	5700	5800	-100
		Dhabwali (Loose)	5730	5825	-95
		Dhabwali (Delivery)	6017	6116	-100
		Ellanabad (Loose)	NA	5470	-
	Fatehabad	Fatehabad (Loose)	5700	5750	-50
Gujarat	Banaskantha	Deesa (Loose)	NA	NA	-
	Patan	Patan (Loose)	5975	NA	-
	Rajkot	Rajkot (Loose)	5775	5725	50
	Jamnagar	Dhrol (Loose)	NA	NA	-
Madhya Pradesh	Morena	Morena (Loose)	5500	5500	Unch
Guar Gum					
Rajasthan	Jodhpur	Jodhpur	12700	12700	Unch
	Alwar	Alwar	NA	12600	-
	Hanumangarh	Nohar	NA	NA	-
Haryana	Bhiwani	Bhiwani	13200	13200	Unch
	Sirsa	Sirsa	12800	12800	Unch
		Dhabwali	12800	12800	Unch
		Ellanabad	NA	12800	-
	Fatehabad	Fatehabad	12800	12800	Unch

Guar Seed Arrivals in Key Centers					
Commodity	District	Centre	Arrivals (Quintals)		Change
Guar Seed			1-Feb-23	31-Jan-23	
Rajasthan	Jodhpur	Jodhpur	NA	NA	-
	Sri-Ganganagar	Sri-Ganganagar	200	125	75
		Rawla	NA	NA	-
		Gharsana	NA	NA	-
		Raisinghnagar	250	Closed	-
	Bikaner	Bikaner	1000	1000	Unch
		Nokha	500	600	-100
		Khajuwala	200	NA	-
		Lunkaransar	500	200	300
	Hanumangarh	Hanumangarh	150	Closed	-
		Nohar	NA	NA	-
		Pilibanga	NA	NA	-
	Nagaur	Nagaur	NA	NA	-
	Churu	Churu	NA	200	-
	Alwar	Alwar	NA	Na	-

<b>Haryana</b>	<b>Hisar</b>	Adampur	600	1000	<b>-400</b>
	<b>Bhiwani</b>	Bhiwani	200	250	<b>-50</b>
		Siwani	800	800	<b>Unch</b>
	<b>Sirsa</b>	Sirsa	500	450	<b>50</b>
		Dhabwali	NA	NA	-
		Ellanabad	NA	140	-
	<b>Fatehabad</b>	Fatehabad	NA	NA	-
<b>Gujarat</b>	<b>Banaskantha</b>	Deesa	NA	NA	-
	<b>Patan</b>	Patan	11	NA	-
	<b>Rajkot</b>	Rajkot	50	50	<b>Unch</b>
	<b>Jamnagar</b>	Dhrol	NA	NA	-
<b>Madhya Pradesh</b>	<b>Morena</b>	Morena	NA	NA	-
<b>Total Arrivals/Above Markets</b>			<b>4961</b>	<b>4815</b>	<b>146</b>

**Disclaimer**

The information and opinions contained in the document have been compiled from sources believed to be reliable. The company does not warrant its accuracy, completeness and correctness. Use of data and information contained in this report is at your own risk. This document is not, and should not be construed as, an offer to sell or solicitation to buy any commodities. This document may not be reproduced, distributed or published, in whole or in part, by any recipient hereof for any purpose without prior permission from the Company. IASL and its affiliates and/or their officers, directors and employees may have positions in any commodities mentioned in this document (or in any related investment) and may from time to time add to or dispose of any such commodities (or investment). Please see the detailed disclaimer at <http://www.agriwatch.com/Disclaimer.asp> © 2023 Indian Agribusiness Systems Limited