

### Today's Update

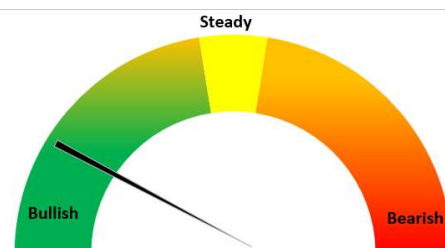
Today, the Guar seed Jodhpur delivery prices remained steady at INR 6,011/Qtl. as compared to the previous day. However, in other cash markets, Guar seed traded with *mixed* sentiments.

In Rajasthan, the arrivals went up to 3,150 qtl. Vs 2,620 qtl. previous day. While, in Haryana the arrivals went up to 3,100 qtl. Vs 2,620 qtl. previous day.

Jodhpur Guar seed delivery prices are expected to trade in the range of Rs. 5,600-6,300/Qtl. in near term amid the weak sentiments in the market.

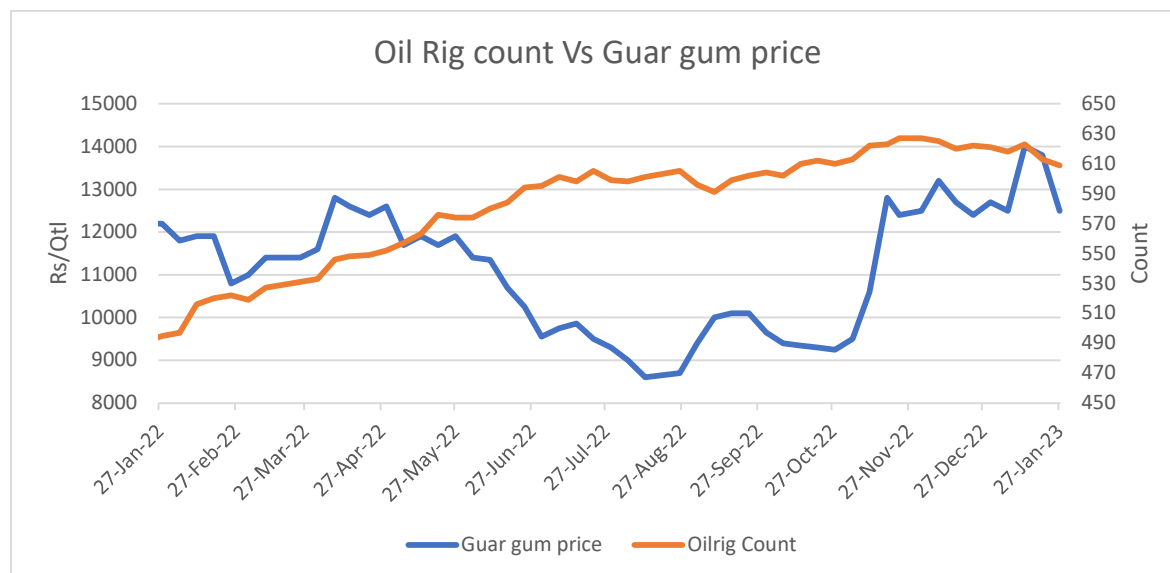
Month till date, Guar seed Jodhpur delivery prices went up by 29% at Rs. 6,011/qtl. as compared to October month closing at Rs. 4,673/qtl. while seed prices this week went marginally down by 0.45%.

The Guar gum prices went up by 38% at Rs. 12,700/qtl. as compared to October month closing at Rs. 9,200/qtl., while the gum prices slumped by 8.5% this week due to good demand in the market.



### Oilrig Count Vs Guar gum Prices

As on 27<sup>th</sup> Jan '2023, as per data released by Baker Hughes, the number of oilrigs in USA decreased by 4 to 609 as compared to the previous week at 613.



### WTI Crude Oil

WTI Crude Oil 3rd Feb '23	% Change
03rd Feb '23	-0.13%
1 Week	-4.75%
Month till date	-1.64%

### Guar Split Exports

India's Guar split exports increased in the month of December '2022 by 21% to 5,440 MT as compared to 4,500 MT previous month. While, the Guar split shipments went up by 66% in December '22 compared to the same period last year. Out of the total exports, around 3,400 MT (62.5%) was bought by China, 1520 MT (28%) bought by the USA, 220 MT (4.04%) by Germany, 120 MT by Netherlands as well as by Switzerland both and 60 MT by Canada.

Country	Guar Split exported in Dec '22 (MT)	% Share
CHINA	3400	62.50%
USA	1520	27.94%
GERMANY	220	4.04%
NETHERLANDS	120	2.21%
SWITZERLAND	120	2.21%
CANADA	60	1.10%
<b>Grand Total</b>	<b>5440</b>	<b>100.00%</b>

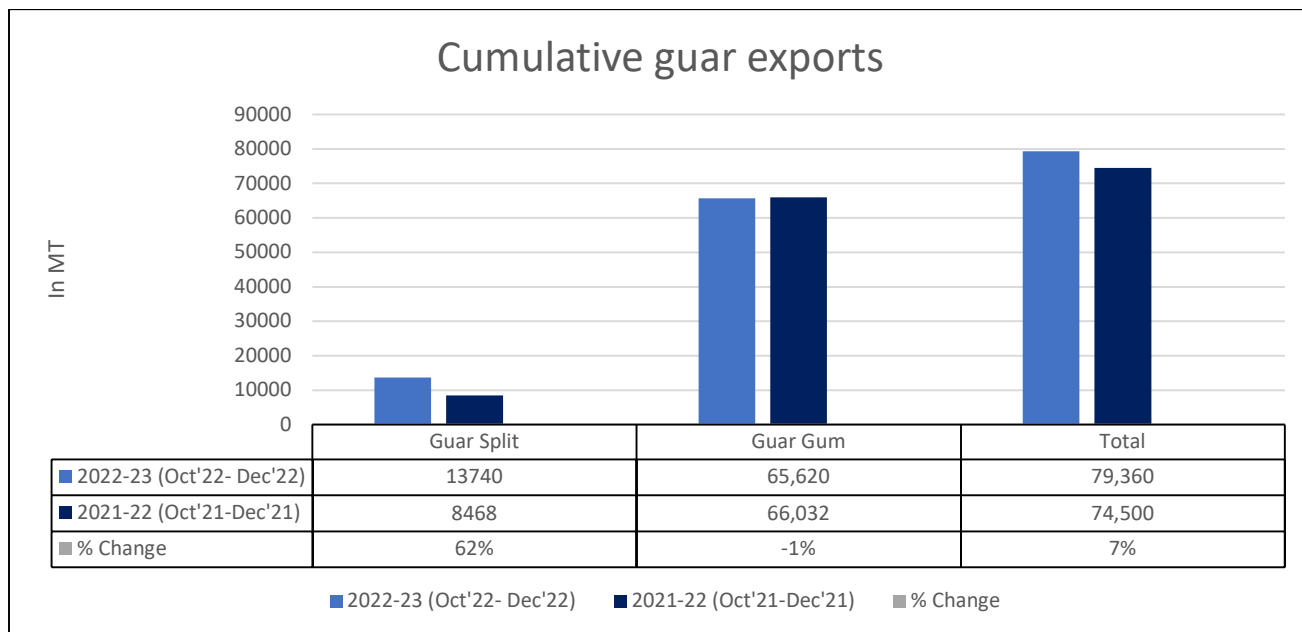
**Guar Gum Exports:** India's Guar gum exports increased in the month of December '2022 by 16% to 23,136 MT compared to 20,018 MT in the previous month. However, the gum shipments went down by 8% in December 2022 as compared to the same period last year. Out of the total exported quantity, around 10,734 MT (46.4%) was bought by the US, 2,412 MT (10.42%) by Russia, 2,365 MT (10.22%) by Germany, 658 MT (2.84%) by China and 561 MT (2.42%) by UK. We expect Guar gum export in Jan '22 to be around 22,000-25,000 tonnes.

COUNTRIES	Guar gum exported in Dec '22( MT)	Guar gum export (% Share)
USA	10734	46.40%
RUSSIA	2412	10.42%
GERMANY	2365	10.22%
CHINA	658	2.84%
UK	561	2.42%
TURKEY	467	2.02%
ITALY	464	2.01%
CANADA	436	1.89%
BRAZIL	392	1.69%
ALGERIA	370	1.60%
AUSTRALIA	347	1.50%
NETHERLANDS	333	1.44%
SOUTH AFRICA	326	1.41%
BELGIUM	320	1.38%
OTHERS	2950	12.75%
<b>TOTAL</b>	<b>23136</b>	<b>100%</b>

**Total Cumulative Guar Exports:** In the Oct-Dec '22 period, the total cumulative guar exports went up by 7% to 0.79 Lakh tonnes as

Attributes	2022-23 (Oct'22- Dec'22)	2021-22 (Oct'21-Dec'21)	% Change
Guar Split	13740	8468	62%
Guar Gum	65,620	66,032	-1%
<b>Total</b>	<b>79,360</b>	<b>74,500</b>	<b>7%</b>

compared to 0.74 Lakh tonnes previous year same period. While the cumulative guar split exports increased by 62%, but the guar gum exports went down by 1% in the period concerned.


**NCDEX Futures Market**
**NCDEX-FUTURES MARKET – Guar Seed**

Contract	% chg	Open	High	Low	Close	Volume	Change	OI	Change
Feb-23	+0.38	6,030	6,095	6,011	6,042	13,515	-29750	34430	-10890
Mar-23	+0.44	6,108	6,180	6,095	6,125	25,315	-6330	52005	11610

**NCDEX-FUTURES MARKET- Guar Gum**

Contract	% chg	Open	High	Low	Close	Volume	Change	OI	Change
Feb-23	+0.20	12803	12944	12720	12805	4220	-16475	14955	-4435
Mar-23	+0.30	12965	13100	12866	12964	9860	-12465	35245	3435



Guar seed Stock Position:			
Stocks	Demat	In-Process	Total
	02-Feb-23	02-Feb-23	02-Feb-23
Bikaner	27147	160	27307
Deesa	-	-	0
Sri Ganganagar	871	0	871
Jodhpur	1445	0	1445
Nokha	-	-	-

Guar Gum Stock Position:			
Stocks	Demat	In-Process	Total
	02-Feb-23	02-Feb-23	02-Feb-23
Deesa	75	0	75
Bikaner	2496	199	2695
Jodhpur	15213	50	15263
Nokha	1437	0	1437
Sri Ganganagar	20	0	20

Churi and Korma Prices:		03-Feb-23
Commodity	Centre	Rs. /75 kg.
Churi	Jodhpur	2100
Korma	Jodhpur	2925

Guar seed EDD:					
	10-Feb-23	10-Mar-23	10-Apr-23	10-May-23	10-Jun-23
Bikaner	1395	199	190	60	60
Deesa	-	-	-	-	-
Sri Ganganagar	-	-	-	5	-



Jodhpur	-	-	-	-	-
Nokha	-	-	-	-	-

Guar Gum EDD:					
	10-Feb-23	10-Mar-23	10-Apr-23	10-May-23	10-Jun-23
Deesa	-	-	-	-	-
Bikaner	-	30	119	60	190
Jodhpur	298	69	139	189	1283
Nokha	25	30	20	50	90
Sri Ganganagar	15	-	-	-	-

Guar Seed Prices at Key Spot Markets:					
Commodity	District	Centre	Prices (Rs/Qtl)		Change
Guar Seed			3-Feb-23	2-Feb-23	
Rajasthan	Jodhpur	Jodhpur (Loose)	5725	5725	Unch
		Jodhpur (Delivery)	6011	6011	Unch
	Sri-Ganganagar	Sri-Ganganagar (Loose)	5750	5750	Unch
		Sri-Ganganagar (Delivery)	5900	5900	Unch
		Rawla (Loose)	NA	NA	-
		Gharsana (Loose)	NA	NA	-
		Raisinghnagar (Loose)	5700	5700	Unch
	Bikaner	Bikaner (Loose)	5850	5800	50
		Bikaner (Delivery)	6143	6090	53
		Nokha (Loose)	5750	5825	-75
		Nokha (Delivery)	6038	6116	-79
		Khajuwala (Loose)	5850	5800	50
		Khajuwala (Delivery)	6143	6090	53
		Lunkaransar (Loose)	6038	5985	52.5
	Hanumangarh	Hanumangarh (Loose)	5700	5600	100
		Hanumangarh (Delivery)	5985	5880	105
		Nohar (Loose)	NA	NA	-
		Pilibanga (Loose)	NA	NA	-



	Nagaur	Nagaur (Loose)	5700	5700	Unch
	Churu	Churu (Delivery)	5850	5850	Unch
	Alwar	Alwar (Loose)	5600	5600	Unch
Haryana	Hisar	Adampur (Loose)	5700	5750	-50
		Adampur (Delivery)	5985	6038	-53
	Bhiwani	Bhiwani (Delivery)	5950	5900	50
		Siwani (Loose)	5925	5900	25
	Sirsa	Sirsa (Loose)	5750	5700	50
		Dhabwali (Loose)	5800	5730	70
		Dhabwali (Delivery)	6090	6017	74
		Ellanabad (Loose)	NA	5615	-
	Fatehabad	Fatehabad (Loose)	5600	5500	100
Gujarat	Banaskantha	Deesa (Loose)	NA	NA	-
	Patan	Patan (Loose)	5755	5800	-45
	Rajkot	Rajkot (Loose)	5775	5725	50
	Jamnagar	Dhrol (Loose)	NA	NA	-
Madhya Pradesh	Gwalior	Dabra (Loose)	5300	5300	Unch
Guar Gum					
Rajasthan	Jodhpur	Jodhpur	12700	12700	Unch
	Alwar	Alwar	12700	12700	Unch
	Hanumangarh	Nohar	NA	NA	-
Haryana	Bhiwani	Bhiwani	13450	13300	150
	Sirsa	Sirsa	12900	12800	100
		Dhabwali	12900	12800	100
		Ellanabad	NA	12800	-
	Fatehabad	Fatehabad	12800	12750	50

Guar Seed Arrivals in Key Centers					
Commodity	District	Centre	Arrivals (Quintals)		Change
Guar Seed			3-Feb-23	2-Feb-23	
Rajasthan	Jodhpur	Jodhpur	NA	NA	-
	Sri-Ganganagar	Sri-Ganganagar	200	200	Unch
		Rawla	NA	NA	-
		Gharsana	NA	NA	-
		Raisinghnagar	120	200	-80
	Bikaner	Bikaner	1000	500	500
		Nokha	700	550	150
		Khajuwala	200	300	-100
		Lunkaransar	700	600	100

	<b>Hanumangarh</b>	Hanumangarh	30	70	<b>-40</b>
		Nohar	NA	NA	-
		Pilibanga	NA	NA	-
	<b>Nagaur</b>	Nagaur	NA	NA	-
	<b>Churu</b>	Churu	200	200	<b>Unch</b>
	<b>Alwar</b>	Alwar	Na	Na	-
<b>Haryana</b>	<b>Hisar</b>	Adampur	1000	1000	<b>Unch</b>
	<b>Bhiwani</b>	Bhiwani	200	100	<b>100</b>
		Siwani	700	500	<b>200</b>
	<b>Sirsa</b>	Sirsa	1000	500	<b>500</b>
		Dhabwali	200	90	<b>110</b>
		Ellanabad	NA	270	-
	<b>Fatehabad</b>	Fatehabad	NA	NA	-
<b>Gujarat</b>	<b>Banaskantha</b>	Deesa	NA	NA	-
	<b>Patan</b>	Patan	37	5	<b>32</b>
	<b>Rajkot</b>	Rajkot	20	10	<b>10</b>
	<b>Jamnagar</b>	Dhrol	NA	NA	-
<b>Madhya Pradesh</b>	<b>Gwalior</b>	Dabra	NA	NA	-
<b>Total Arrivals/Above Markets</b>			<b>6307</b>	<b>5095</b>	<b>1212</b>

**Disclaimer**

The information and opinions contained in the document have been compiled from sources believed to be reliable. The company does not warrant its accuracy, completeness and correctness. Use of data and information contained in this report is at your own risk. This document is not, and should not be construed as, an offer to sell or solicitation to buy any commodities. This document may not be reproduced, distributed or published, in whole or in part, by any recipient hereof for any purpose without prior permission from the Company. IASL and its affiliates and/or their officers, directors and employees may have positions in any commodities mentioned in this document (or in any related investment) and may from time to time add to or dispose of any such commodities (or investment). Please see the detailed disclaimer at <http://www.agriwatch.com/Disclaimer.asp> © 2023 Indian Agribusiness Systems Limited