

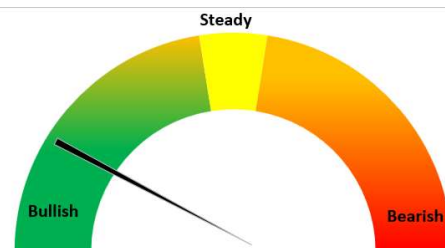
Today's Update

Today, the Guar seed Jodhpur delivery prices went down by 1% at INR 5,954/Qtl. as compared to INR 6,011 Qtl. the previous day. While, in other cash markets too, Guar seed traded with *bearish* sentiments.

In Rajasthan, the arrivals went down to 2,125 qtl. Vs 3,250 qtl. previous day. While, in Haryana the arrivals went down to 2,640 qtl. Vs 3,100 qtl. previous day.

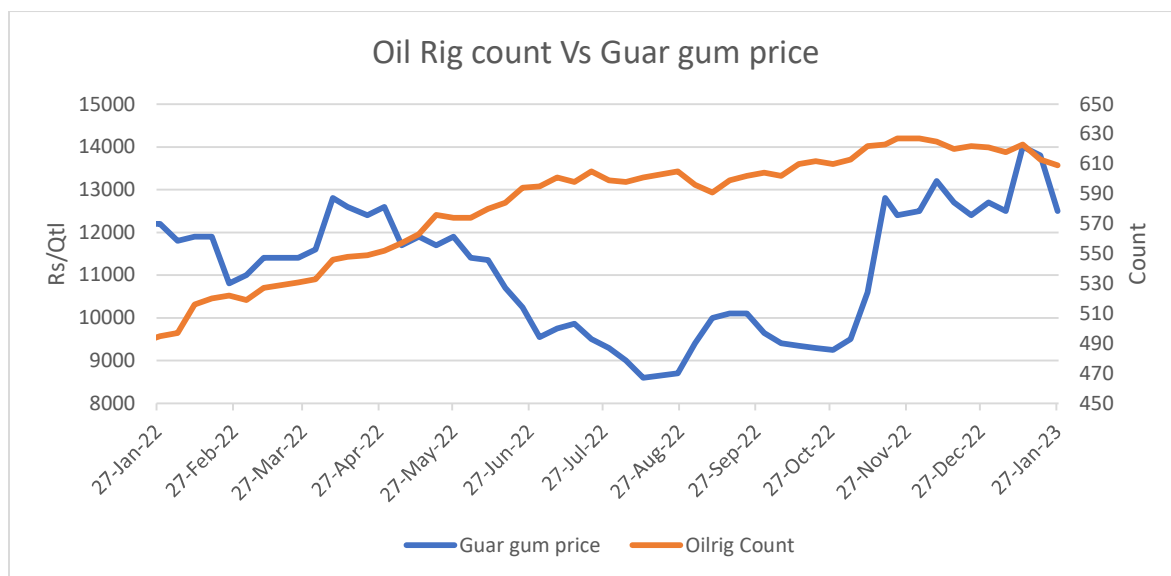
Jodhpur Guar seed delivery prices are expected to trade in the range of Rs. 5,600-6,300/Qtl. in near term amid the weak sentiments in the market.

Month till date, Guar seed Jodhpur delivery prices went up by 27% at Rs. 6,011/qtl. as compared to October month closing at Rs. 4,673/qtl. While, the Guar gum prices went up by 36% at Rs. 12,500/qtl. as compared to October month closing at Rs. 9,200/qtl.



Oilrig Count Vs Guar gum Prices

As on 27th Jan '2023, as per data released by Baker Hughes, the number of oilrigs in USA decreased by 4 to 609 as compared to the previous week at 613.



WTI Crude Oil

WTI Crude Oil 3rd Feb '23	% Change
03rd Feb '23	-0.13%
1 Week	-4.75%
Month till date	-1.64%

Guar Split Exports

India's Guar split exports increased in the month of December '2022 by 21% to 5,440 MT as compared to 4,500 MT previous month. While, the Guar split shipments went up by 66% in December '22 compared to the same period last year. Out of the total exports, around 3,400 MT (62.5%) was bought by China, 1520 MT (28%) bought by the USA, 220 MT (4.04%) by Germany, 120 MT by Netherlands as well as by Switzerland both and 60 MT by Canada.

Country	Guar Split exported in Dec '22 (MT)	% Share
CHINA	3400	62.50%
USA	1520	27.94%
GERMANY	220	4.04%
NETHERLANDS	120	2.21%
SWITZERLAND	120	2.21%
CANADA	60	1.10%
Grand Total	5440	100.00%

Guar Gum Exports:

India's Guar gum exports increased in the month of December '2022 by 16% to 23,136 MT compared to 20,018 MT in the previous month. However, the gum shipments went down by 8% in December 2022 as compared to the same period last year. Out of the total exported quantity, around 10,734 MT (46.4%) was bought by the US, 2,412 MT (10.42%) by Russia, 2,365 MT (10.22%) by Germany, 658 MT (2.84%) by China and 561 MT (2.42%) by UK. We expect Guar gum export in Jan '22 to be around 22,000-25,000 tonnes.

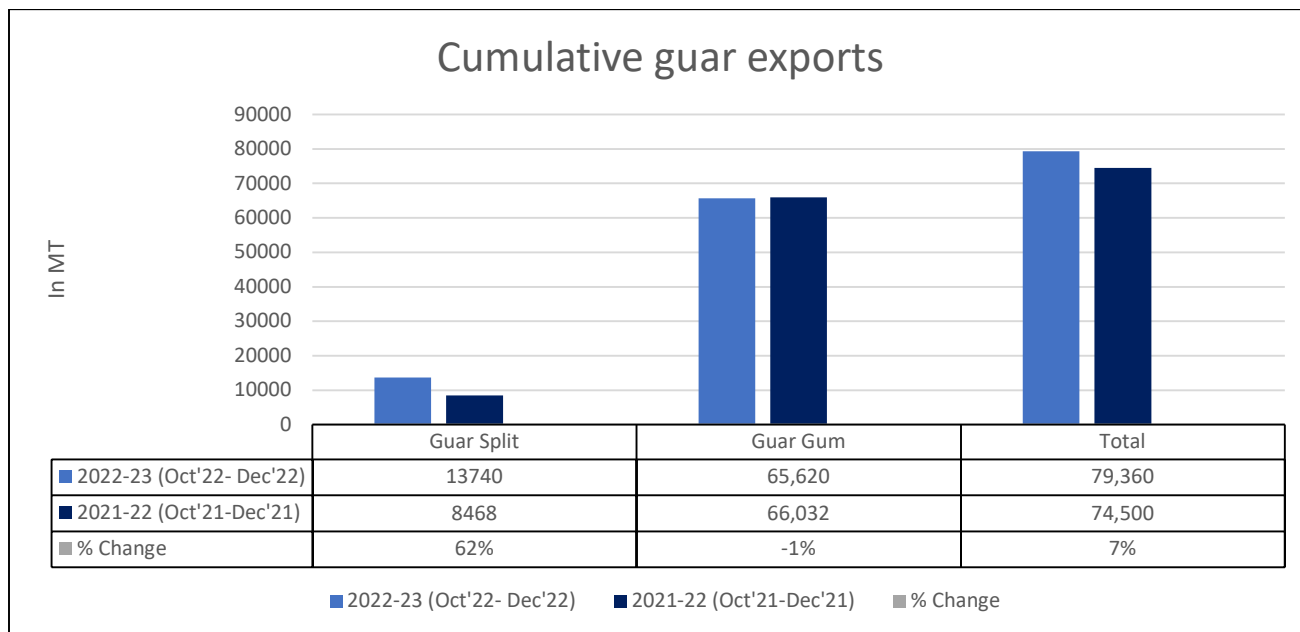
COUNTRIES	Guar gum exported in Dec '22(MT)	Guar gum export (% Share)
USA	10734	46.40%
RUSSIA	2412	10.42%
GERMANY	2365	10.22%
CHINA	658	2.84%
UK	561	2.42%
TURKEY	467	2.02%
ITALY	464	2.01%
CANADA	436	1.89%
BRAZIL	392	1.69%
ALGERIA	370	1.60%
AUSTRALIA	347	1.50%
NETHERLANDS	333	1.44%
SOUTH AFRICA	326	1.41%
BELGIUM	320	1.38%
OTHERS	2950	12.75%
TOTAL	23136	100%

Total Cumulative Guar Exports:

In the Oct-Dec '22 period, the total cumulative guar exports went up by 7% to 0.79 Lakh tonnes as

Attributes	2022-23 (Oct'22- Dec'22)	2021-22 (Oct'21-Dec'21)	% Change
Guar Split	13740	8468	62%
Guar Gum	65,620	66,032	-1%
Total	79,360	74,500	7%

compared to 0.74 Lakh tonnes previous year same period. While the cumulative guar split exports increased by 62%, but the guar gum exports went down by 1% in the period concerned.


NCDEX Futures Market
NCDEX-FUTURES MARKET – Guar Seed

Contract	% chg	Open	High	Low	Close	Volume	Change	OI	Change
Feb-23	-1.64	6,047	6,058	5,921	5,950	9,525	-3990	31205	-3225
Mar-23	-1.58	6,190	6,195	6,001	6,032	24,015	-1300	55545	3540

NCDEX-FUTURES MARKET- Guar Gum

Contract	% chg	Open	High	Low	Close	Volume	Change	OI	Change
Feb-23	-2.33	12780	12800	12426	12517	3835	-385	13925	-1030
Mar-23	-2.40	13020	13020	12580	12660	10555	695	36955	1710

Guar seed Stock Position:			
Stocks	Demat	In-Process	Total
	04-Feb-23	04-Feb-23	04-Feb-23
Bikaner	27147	160	27307
Deesa	-	-	0
Sri Ganganagar	871	0	871
Jodhpur	1445	0	1445
Nokha	-	-	-

Guar Gum Stock Position:			
Stocks	Demat	In-Process	Total
	04-Feb-23	04-Feb-23	04-Feb-23
Deesa	75	0	75
Bikaner	2496	199	2695
Jodhpur	15213	50	15263
Nokha	1437	0	1437
Sri Ganganagar	20	0	20

Churi and Korma Prices:		06-Feb-23
Commodity	Centre	Rs. /75 kg.
Churi	Jodhpur	2100
Korma	Jodhpur	2925

Guar seed EDD:					
	10-Feb-23	10-Mar-23	10-Apr-23	10-May-23	10-Jun-23
Bikaner	1395	199	190	60	60
Deesa	-	-	-	-	-
Sri Ganganagar	-	-	-	5	-

Jodhpur	-	-	-	-	-
Nokha	-	-	-	-	-

Guar Gum EDD:					
	10-Feb-23	10-Mar-23	10-Apr-23	10-May-23	10-Jun-23
Deesa	-	-	-	-	-
Bikaner	-	30	119	60	190
Jodhpur	298	69	139	189	1283
Nokha	25	30	20	50	90
Sri Ganganagar	15	-	-	-	-

Guar Seed Prices at Key Spot Markets:					
Commodity	District	Centre	Prices (Rs/Qtl)		Change
Guar Seed			6-Feb-23	4-Feb-23	
Rajasthan	Jodhpur	Jodhpur (Loose)	5670	5725	-55
		Jodhpur(Delivery)	5954	6011	-58
	Sri-Ganganagar	Sri-Ganganagar(Loose)	5625	5700	-75
		Sri-Ganganagar (Delivery)	5775	5850	-75
		Rawla (Loose)	NA	NA	-
		Gharsana (Loose)	NA	NA	-
		Raisinghnagar (Loose)	5700	5650	50
	Bikaner	Bikaner (Loose)	5750	5850	-100
		Bikaner (Delivery)	6038	6143	-105
		Nokha(Loose)	5750	5800	-50
		Nokha (Delivery)	6038	6090	-53
		Khajuwala (Loose)	5800	5850	-50
		Khajuwala (Delivery)	6090	6143	-53
		Lunkaransar (Loose)	6038	6090	-53
	Hanumangarh	Hanumangarh (Loose)	5650	5700	-50
		Hanumangarh (Delivery)	5933	5985	-53
		Nohar (Loose)	NA	NA	-
		Pilibanga (Loose)	NA	NA	-

	Nagaur	Nagaur (Loose)	5700	5650	50
	Churu	Churu (Delivery)	NR	5950	-
	Alwar	Alwar (Loose)	NA	5700	-
Haryana	Hisar	Adampur (Loose)	5725	5800	-75
		Adampur (Delivery)	6011	6090	-79
	Bhiwani	Bhiwani (Delivery)	5900	NR	-
		Siwani (Loose)	5900	5950	-50
	Sirsa	Sirsa (Loose)	5700	5775	-75
		Dhabwali (Loose)	5600	5715	-115
		Dhabwali (Delivery)	5880	6001	-121
		Ellanabad (Loose)	5650	NA	-
	Fatehabad	Fatehabad (Loose)	5500	5650	-150
Gujarat	Banaskantha	Deesa (Loose)	NA	NA	-
	Patan	Patan (Loose)	5460	5625	-165
	Rajkot	Rajkot (Loose)	5700	5800	-100
	Jamnagar	Dhrol (Loose)	NA	5550	-
Madhya Pradesh	Gwalior	Dabra (Loose)	-	5300	-5300
Guar Gum					
Rajasthan	Jodhpur	Jodhpur	12500	12700	-200
	Alwar	Alwar	NA	12900	-
	Hanumangarh	Nohar	NA	NA	-
Haryana	Bhiwani	Bhiwani	12950	NR	-
	Sirsa	Sirsa	12700	12800	-100
		Dhabwali	12700	12800	-100
		Ellanabad	12700	NA	-
	Fatehabad	Fatehabad	12800	12800	Unch

Guar Seed Arrivals in Key Centers					
Commodity	District	Centre	Arrivals (Quintals)		Change
Guar Seed			6-Feb-23	4-Feb-23	
Rajasthan	Jodhpur	Jodhpur	NA	NA	-
	Sri-Ganganagar	Sri-Ganganagar	200	200	Unch
		Rawla	NA	NA	-
		Gharsana	NA	NA	-
		Raisinghnagar	250	100	150
	Bikaner	Bikaner	700	1000	-300
		Nokha	500	500	Unch
		Khajuwala	300	300	Unch
		Lunkaransar	800	1000	-200

	Hanumangarh	Hanumangarh	125	50	75
		Nohar	NA	NA	-
		Pilibanga	NA	NA	-
	Nagaur	Nagaur	NA	NA	-
	Churu	Churu	0	100	-100
	Alwar	Alwar	NA	Na	-
Haryana	Hisar	Adampur	1200	800	400
	Bhiwani	Bhiwani	100	NR	-
		Siwani	700	600	100
	Sirsa	Sirsa	500	800	-300
		Dhabwali	200	80	120
		Ellanabad	400	Na	-
	Fatehabad	Fatehabad	50	NA	-
Gujarat	Banaskantha	Deesa	NA	NA	-
	Patan	Patan	3	6	-3
	Rajkot	Rajkot	40	70	-30
	Jamnagar	Dhrol	NA	3	-
Madhya Pradesh	Gwalior	Dabra	0	NA	-
Total Arrivals/Above Markets			6068	5609	460

Disclaimer

The information and opinions contained in the document have been compiled from sources believed to be reliable. The company does not warrant its accuracy, completeness and correctness. Use of data and information contained in this report is at your own risk. This document is not, and should not be construed as, an offer to sell or solicitation to buy any commodities. This document may not be reproduced, distributed or published, in whole or in part, by any recipient hereof for any purpose without prior permission from the Company. IASL and its affiliates and/or their officers, directors and employees may have positions in any commodities mentioned in this document (or in any related investment) and may from time to time add to or dispose of any such commodities (or investment). Please see the detailed disclaimer at <http://www.agriwatch.com/Disclaimer.asp> © 2023 Indian Agribusiness Systems Limited