

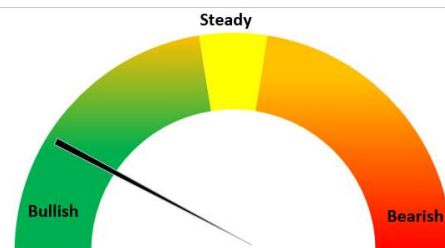
Today's Update

Today, the Guar seed Jodhpur delivery prices went down up 1% at INR 6,011/Qtl. as compared to INR 5,954 Qtl. the previous day. However, in other cash markets, Guar seed traded with *mixed* sentiments.

In Rajasthan, the arrivals went up to 3,530 qtl. Vs 2,125 qtl. previous day. While, in Haryana the arrivals went up to 3,780 qtl. Vs 2,640 qtl. previous day.

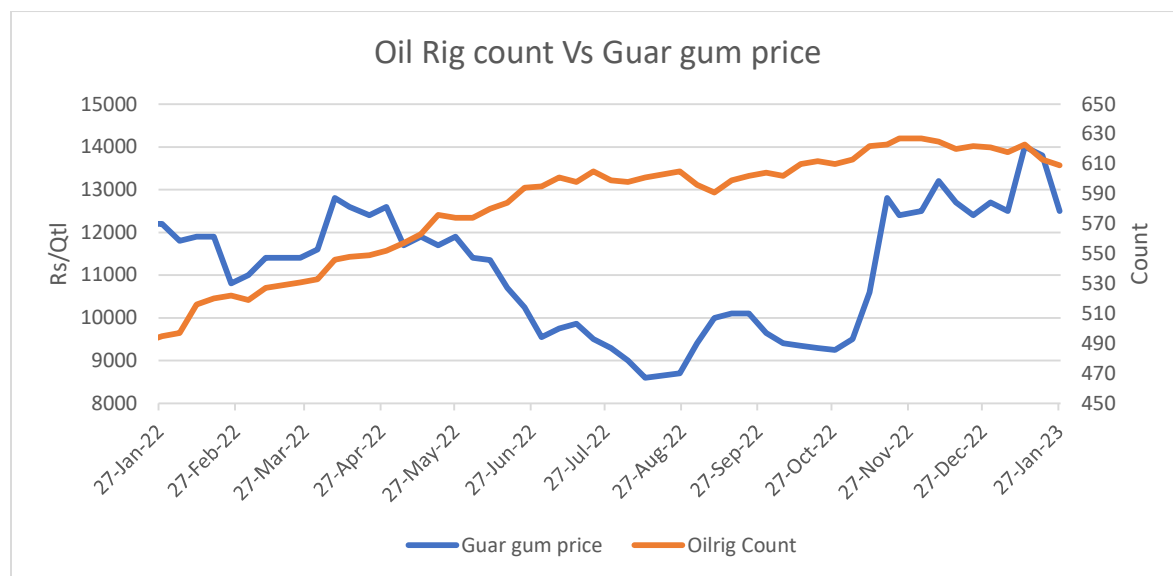
Jodhpur Guar seed delivery prices are expected to trade in the range of Rs. 5,600-6,300/Qtl. in near term amid the weak sentiments in the market.

Month till date, Guar seed Jodhpur delivery prices went up by 29% at Rs. 6,011/qtl. as compared to October month closing at Rs. 4,673/qtl. While, the Guar gum prices went up by 37% at Rs. 12,600/qtl. as compared to October month closing at Rs. 9,200/qtl.



Oilrig Count Vs Guar gum Prices

As on 27th Jan '2023, as per data released by Baker Hughes, the number of oilrigs in USA decreased by 4 to 609 as compared to the previous week at 613.



WTI Crude Oil

WTI Crude Oil 3rd Feb '23	% Change
03rd Feb '23	-0.13%
1 Week	-4.75%
Month till date	-1.64%

Guar Split Exports

India's Guar split exports increased in the month of December '2022 by 21% to 5,440 MT as compared to 4,500 MT previous month. While, the Guar split shipments went up by 66% in December '22 compared to the same period last year. Out of the total exports, around 3,400 MT (62.5%) was bought by China, 1520 MT (28%) bought by the USA, 220 MT (4.04%) by Germany, 120 MT by Netherlands as well as by Switzerland both and 60 MT by Canada.

Country	Guar Split exported in Dec '22 (MT)	% Share
CHINA	3400	62.50%
USA	1520	27.94%
GERMANY	220	4.04%
NETHERLANDS	120	2.21%
SWITZERLAND	120	2.21%
CANADA	60	1.10%
Grand Total	5440	100.00%

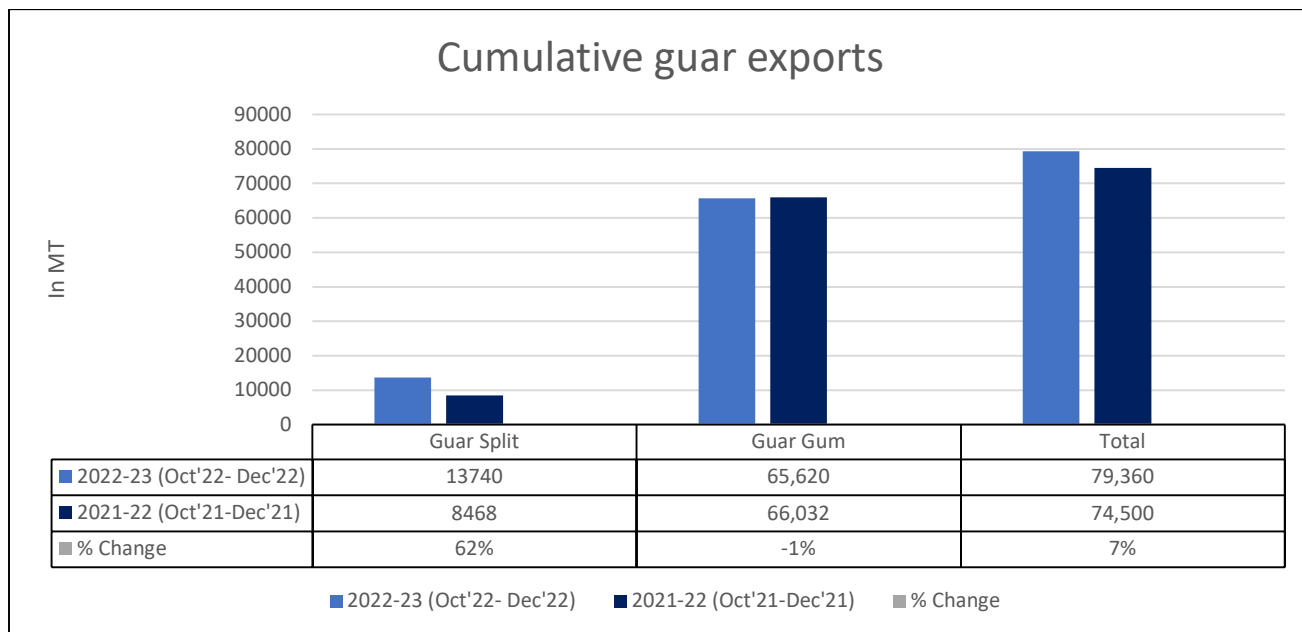
Guar Gum Exports: India's Guar gum exports increased in the month of December '2022 by 16% to 23,136 MT compared to 20,018 MT in the previous month. However, the gum shipments went down by 8% in December 2022 as compared to the same period last year. Out of the total exported quantity, around 10,734 MT (46.4%) was bought by the US, 2,412 MT (10.42%) by Russia, 2,365 MT (10.22%) by Germany, 658 MT (2.84%) by China and 561 MT (2.42%) by UK. We expect Guar gum export in Jan '22 to be around 22,000-25,000 tonnes.

COUNTRIES	Guar gum exported in Dec '22(MT)	Guar gum export (% Share)
USA	10734	46.40%
RUSSIA	2412	10.42%
GERMANY	2365	10.22%
CHINA	658	2.84%
UK	561	2.42%
TURKEY	467	2.02%
ITALY	464	2.01%
CANADA	436	1.89%
BRAZIL	392	1.69%
ALGERIA	370	1.60%
AUSTRALIA	347	1.50%
NETHERLANDS	333	1.44%
SOUTH AFRICA	326	1.41%
BELGIUM	320	1.38%
OTHERS	2950	12.75%
TOTAL	23136	100%

Total Cumulative Guar Exports: In the Oct-Dec '22 period, the total cumulative guar exports went up by 7% to 0.79 Lakh tonnes as

Attributes	2022-23 (Oct'22- Dec'22)	2021-22 (Oct'21-Dec'21)	% Change
Guar Split	13740	8468	62%
Guar Gum	65,620	66,032	-1%
Total	79,360	74,500	7%

compared to 0.74 Lakh tonnes previous year same period. While the cumulative guar split exports increased by 62%, but the guar gum exports went down by 1% in the period concerned.



NCDEX Futures Market

NCDEX-FUTURES MARKET – Guar Seed

Contract	% chg	Open	High	Low	Close	Volume	Change	OI	Change
Feb-23	-0.81	5,949	5,968	5,888	5,900	10,470	945	27630	-3575
Mar-23	-0.71	6,028	6,049	5,971	5,984	29,550	5535	60630	5085

NCDEX-FUTURES MARKET- Guar Gum

Contract	% chg	Open	High	Low	Close	Volume	Change	OI	Change
Feb-23	-0.77	12560	12600	12358	12424	2225	-1610	12970	-955
Mar-23	-0.89	12692	12755	12501	12557	8045	-2510	37910	955



Guar seed Stock Position:			
Stocks	Demat	In-Process	Total
	06-Feb-23	06-Feb-23	06-Feb-23
Bikaner	27317	248	27565
Deesa	-	-	0
Sri Ganganagar	866	0	866
Jodhpur	1445	0	1445
Nokha	-	-	-

Guar Gum Stock Position:			
Stocks	Demat	In-Process	Total
	06-Feb-23	06-Feb-23	06-Feb-23
Deesa	75	0	75
Bikaner	2497	299	2796
Jodhpur	15283	45	15328
Nokha	1437	0	1437
Sri Ganganagar	20	0	20

Churi and Korma Prices:		07-Feb-23
Commodity	Centre	Rs. /75 kg.
Churi	Jodhpur	2150
Korma	Jodhpur	2925

Guar seed EDD:					
	10-Feb-23	10-Mar-23	10-Apr-23	10-May-23	10-Jun-23
Bikaner	1230	199	190	60	60
Deesa	-	-	-	-	-
Sri Ganganagar	-	-	-	-	-

Jodhpur	-	-	-	-	-
Nokha	-	-	-	-	-

Guar Gum EDD:					
	10-Feb-23	10-Mar-23	10-Apr-23	10-May-23	10-Jun-23
Deesa	-	-	-	-	-
Bikaner	-	30	119	60	190
Jodhpur	20	69	104	189	1283
Nokha	20	30	20	50	90
Sri Ganganagar	-	-	-	-	-

Guar Seed Prices at Key Spot Markets:					
Commodity	District	Centre	Prices (Rs/Qtl)		Change
Guar Seed			7-Feb-23	6-Feb-23	
Rajasthan	Jodhpur	Jodhpur (Loose)	5725	5670	55
		Jodhpur(Delivery)	6011	5954	58
	Sri-Ganganagar	Sri-Ganganagar(Loose)	5650	5625	25
		Sri-Ganganagar (Delivery)	5800	5775	25
		Rawla (Loose)	NA	NA	-
		Gharsana (Loose)	NA	NA	-
		Raisinghnagar (Loose)	5700	5700	Unch
	Bikaner	Bikaner (Loose)	5750	5750	Unch
		Bikaner (Delivery)	6038	6038	Unch
		Nokha(Loose)	5750	5750	Unch
		Nokha (Delivery)	6038	6038	Unch
		Khajuwala (Loose)	NR	5800	-
		Khajuwala (Delivery)	NR	6090	-
		Lunkaransar (Loose)	5985	6038	-53
	Hanumangarh	Hanumangarh (Loose)	5650	5650	Unch
		Hanumangarh (Delivery)	5933	5933	Unch
		Nohar (Loose)	5725	NA	-
		Pilibanga (Loose)	NA	NA	-

	Nagaur	Nagaur (Loose)	5700	5700	Unch
	Churu	Churu (Delivery)	5950	NR	-
	Alwar	Alwar (Loose)	5600	NR	-
Haryana	Hisar	Adampur (Loose)	5700	5725	-25
		Adampur (Delivery)	5985	6011	-26
	Bhiwani	Bhiwani (Delivery)	5750	5900	-150
		Siwani (Loose)	5850	5900	-50
	Sirsa	Sirsa (Loose)	5700	5700	Unch
		Dhabwali (Loose)	5670	5600	70
		Dhabwali (Delivery)	5954	5880	74
		Ellanabad (Loose)	5650	5650	Unch
	Fatehabad	Fatehabad (Loose)	5550	5500	50
Gujarat	Banaskantha	Deesa (Loose)	NA	NA	-
	Patan	Patan (Loose)	5885	5460	425
	Rajkot	Rajkot (Loose)	5650	5700	-50
	Jamnagar	Dhrol (Loose)	NA	NA	-
Madhya Pradesh	Gwalior	Dabra (Loose)	NA	5300	-
Guar Gum					
Rajasthan	Jodhpur	Jodhpur	12600	12500	100
	Alwar	Alwar	12600	NR	-
	Hanumangarh	Nohar	NA	NA	-
Haryana	Bhiwani	Bhiwani	12750	12950	-200
	Sirsa	Sirsa	12600	12700	-100
		Dhabwali	12600	12700	-100
		Ellanabad	12600	12700	-100
	Fatehabad	Fatehabad	12700	12800	-100

Guar Seed Arrivals in Key Centers					
Commodity	District	Centre	Arrivals (Quintals)		Change
Guar Seed			7-Feb-23	6-Feb-23	
Rajasthan	Jodhpur	Jodhpur	NA	NA	-
	Sri-Ganganagar	Sri-Ganganagar	200	200	Unch
		Rawla	NA	NA	-
		Gharsana	NA	NA	-
		Raisinghnagar	100	250	-150
	Bikaner	Bikaner	1000	700	300
		Nokha	400	500	-100
		Khajuwala	NR	300	-
		Lunkaransar	700	800	-100

	Hanumangarh	Hanumangarh	30	125	-95
		Nohar	1000	NA	-
		Pilibanga	NA	NA	-
	Nagaur	Nagaur	NA	NA	-
	Churu	Churu	100	NR	-
	Alwar	Alwar	NA	NR	-
Haryana	Hisar	Adampur	1300	1200	100
	Bhiwani	Bhiwani	200	100	100
		Siwani	800	700	100
	Sirsa	Sirsa	1000	500	500
		Dhabwali	130	200	-70
		Ellanabad	300	400	-100
	Fatehabad	Fatehabad	50	50	Unch
Gujarat	Banaskantha	Deesa	NA	NA	-
	Patan	Patan	18	3	15
	Rajkot	Rajkot	35	40	-5
	Jamnagar	Dhrol	NA	NA	-
Madhya Pradesh	Gwalior	Dabra	NA	NA	-
Total Arrivals/Above Markets			7363	6068	1295

Disclaimer

The information and opinions contained in the document have been compiled from sources believed to be reliable. The company does not warrant its accuracy, completeness and correctness. Use of data and information contained in this report is at your own risk. This document is not, and should not be construed as, an offer to sell or solicitation to buy any commodities. This document may not be reproduced, distributed or published, in whole or in part, by any recipient hereof for any purpose without prior permission from the Company. IASL and its affiliates and/or their officers, directors and employees may have positions in any commodities mentioned in this document (or in any related investment) and may from time to time add to or dispose of any such commodities (or investment). Please see the detailed disclaimer at <http://www.agriwatch.com/Disclaimer.asp> © 2023 Indian Agribusiness Systems Limited