

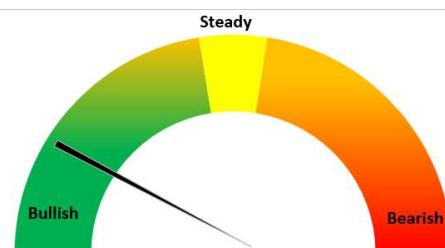
Today's Update

Today, the Guar seed Jodhpur delivery prices remained steady at INR 6,011/Qtl. as compared to the previous day. However, in other cash markets, Guar seed traded with *mixed* sentiments.

In Rajasthan, the arrivals went up to 3,850 qtl. Vs 3,530 qtl. previous day. However, in Haryana the arrivals went down to 3,230 qtl. Vs 3,780 qtl. previous day.

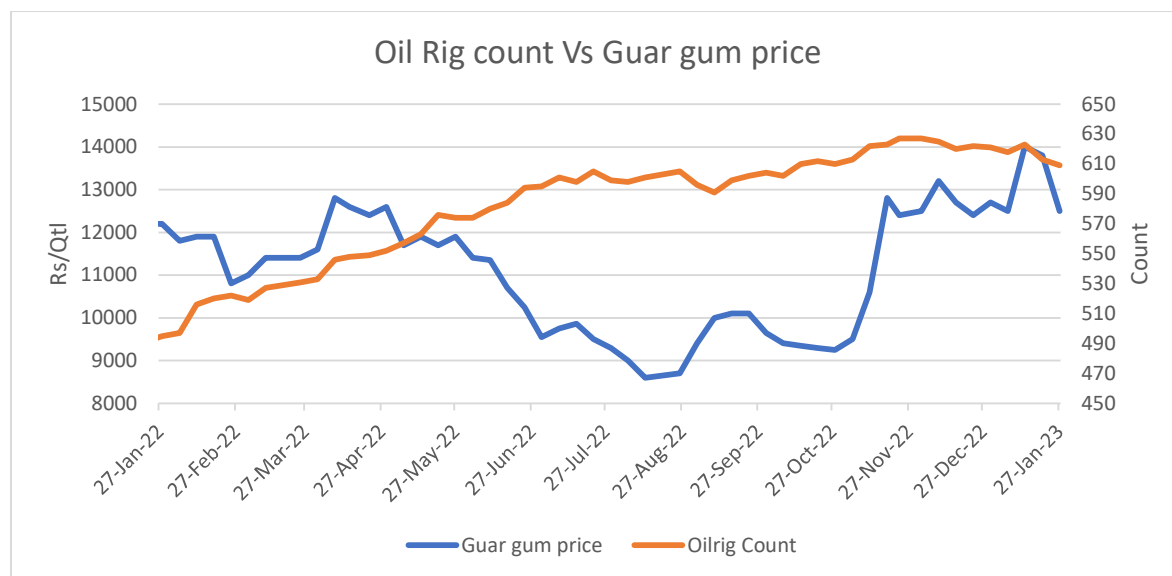
Jodhpur Guar seed delivery prices are expected to trade in the range of Rs. 5,600-6,300/Qtl. in near term amid the weak sentiments in the market.

Month till date, Guar seed Jodhpur delivery prices went up by 29% at Rs. 6,011/qtl. as compared to October month closing at Rs. 4,673/qtl. While, the Guar gum prices went up by 37% at Rs. 12,600/qtl. as compared to October month closing at Rs. 9,200/qtl.



Oilrig Count Vs Guar gum Prices

As on 27th Jan '2023, as per data released by Baker Hughes, the number of oilrigs in USA decreased by 4 to 609 as compared to the previous week at 613.



WTI Crude Oil

WTI Crude Oil 3rd Feb '23	% Change
03rd Feb '23	-0.13%
1 Week	-4.75%
Month till date	-1.64%

Guar Split Exports

India's Guar split exports increased in the month of December '2022 by 21% to 5,440 MT as compared to 4,500 MT previous month. While, the Guar split shipments went up by 66% in December '22 compared to the same period last year. Out of the total exports, around 3,400 MT (62.5%) was bought by China, 1520 MT (28%) bought by the USA, 220 MT (4.04%) by Germany, 120 MT by Netherlands as well as by Switzerland both and 60 MT by Canada.

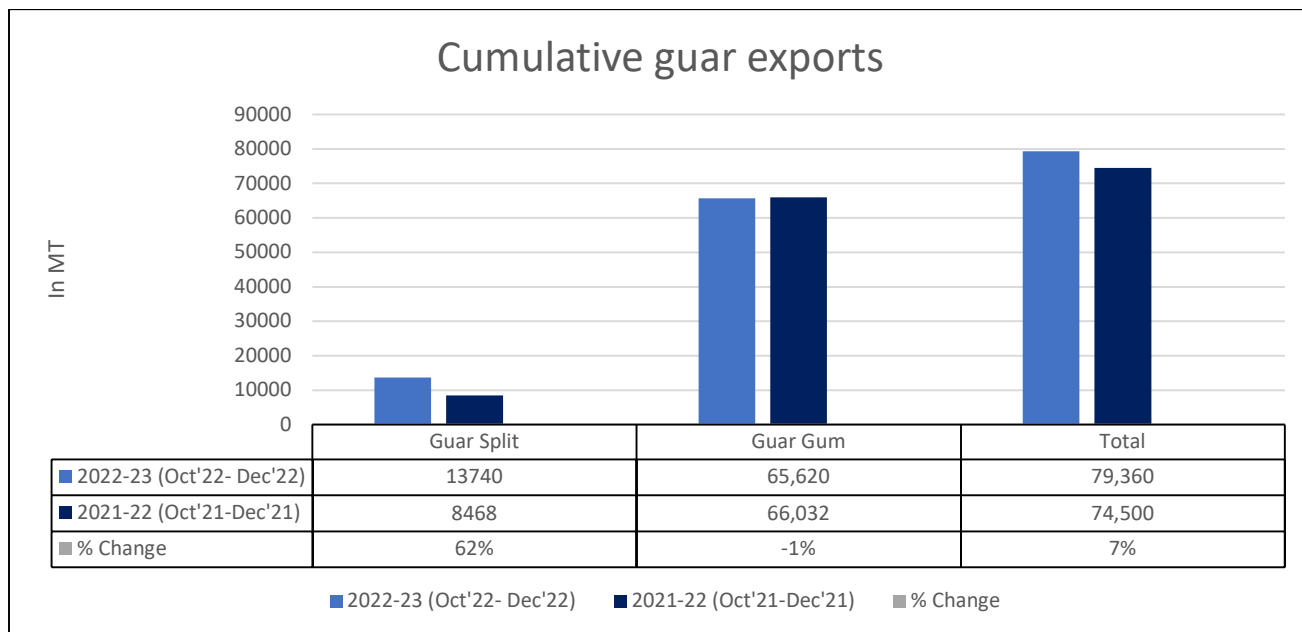
Country	Guar Split exported in Dec '22 (MT)	% Share
CHINA	3400	62.50%
USA	1520	27.94%
GERMANY	220	4.04%
NETHERLANDS	120	2.21%
SWITZERLAND	120	2.21%
CANADA	60	1.10%
Grand Total	5440	100.00%

Guar Gum Exports: India's Guar gum exports increased in the month of December '2022 by 16% to 23,136 MT compared to 20,018 MT in the previous month. However, the gum shipments went down by 8% in December 2022 as compared to the same period last year. Out of the total exported quantity, around 10,734 MT (46.4%) was bought by the US, 2,412 MT (10.42%) by Russia, 2,365 MT (10.22%) by Germany, 658 MT (2.84%) by China and 561 MT (2.42%) by UK. We expect Guar gum export in Jan '22 to be around 22,000-25,000 tonnes.

COUNTRIES	Guar gum exported in Dec '22(MT)	Guar gum export (% Share)
USA	10734	46.40%
RUSSIA	2412	10.42%
GERMANY	2365	10.22%
CHINA	658	2.84%
UK	561	2.42%
TURKEY	467	2.02%
ITALY	464	2.01%
CANADA	436	1.89%
BRAZIL	392	1.69%
ALGERIA	370	1.60%
AUSTRALIA	347	1.50%
NETHERLANDS	333	1.44%
SOUTH AFRICA	326	1.41%
BELGIUM	320	1.38%
OTHERS	2950	12.75%
TOTAL	23136	100%

Total Cumulative Guar Exports: In the Oct-Dec '22 period, the total cumulative guar exports went up by 7% to 0.79 Lakh tonnes as compared to 0.74 Lakh tonnes previous year same period. While the cumulative guar split exports increased by 62%, but the guar gum exports went down by 1% in the period concerned.

Attributes	2022-23 (Oct'22- Dec'22)	2021-22 (Oct'21-Dec'21)	% Change
Guar Split	13740	8468	62%
Guar Gum	65,620	66,032	-1%
Total	79,360	74,500	7%



NCDEX Futures Market

NCDEX-FUTURES MARKET – Guar Seed									
Contract	% chg	Open	High	Low	Close	Volume	Change	OI	Change
Feb-23	-0.81	5,949	5,968	5,888	5,900	10,470	945	27630	-3575
Mar-23	-0.71	6,028	6,049	5,971	5,984	29,550	5535	60630	5085

NCDEX-FUTURES MARKET- Guar Gum									
Contract	% chg	Open	High	Low	Close	Volume	Change	OI	Change
Feb-23	-0.77	12560	12600	12358	12424	2225	-1610	12970	-955
Mar-23	-0.89	12692	12755	12501	12557	8045	-2510	37910	955



Guar seed Stock Position:			
Stocks	Demat	In-Process	Total
	08-Feb-23	08-Feb-23	08-Feb-23
Bikaner	27317	248	27565
Deesa	-	-	0
Sri Ganganagar	866	0	866
Jodhpur	1445	0	1445
Nokha	-	-	-

Guar Gum Stock Position:			
Stocks	Demat	In-Process	Total
	08-Feb-23	08-Feb-23	08-Feb-23
Deesa	75	0	75
Bikaner	2497	299	2796
Jodhpur	15283	45	15328
Nokha	1437	0	1437
Sri Ganganagar	20	0	20

Churi and Korma Prices:		09-Feb-23
Commodity	Centre	Rs. /75 kg.
Churi	Jodhpur	2150
Korma	Jodhpur	2925

Guar seed EDD:					
	10-Feb-23	10-Mar-23	10-Apr-23	10-May-23	10-Jun-23
Bikaner	1230	199	190	60	60
Deesa	-	-	-	-	-
Sri Ganganagar	-	-	-	-	-



Jodhpur	-	-	-	-	-
Nokha	-	-	-	-	-

Guar Gum EDD:					
	10-Feb-23	10-Mar-23	10-Apr-23	10-May-23	10-Jun-23
Deesa	-	-	-	-	-
Bikaner	-	30	119	60	190
Jodhpur	20	69	104	189	1283
Nokha	20	30	20	50	90
Sri Ganganagar	-	-	-	-	-

Guar Seed Prices at Key Spot Markets:					
Commodity	District	Centre	Prices (Rs/Qtl)		Change
Guar Seed			9-Feb-23	8-Feb-23	
Rajasthan	Jodhpur	Jodhpur (Loose)	5725	5725	Unch
		Jodhpur(Delivery)	6011	6011	Unch
	Sri-Ganganagar	Sri-Ganganagar(Loose)	5645	5750	-105
		Sri-Ganganagar (Delivery)	5795	5900	-105
		Rawla (Loose)	NA	NA	-
		Gharsana (Loose)	NA	NA	-
		Raisinghnagar (Loose)	5650	5675	-25
	Bikaner	Bikaner (Loose)	5675	5710	-35
		Bikaner (Delivery)	5959	5996	-37
		Nokha(Loose)	5700	5650	50
		Nokha (Delivery)	5985	5933	53
		Khajuwala (Loose)	5800	5800	Unch
		Khajuwala (Delivery)	6090	6090	Unch
		Lunkaransar (Loose)	5880	5933	-53
	Hanumangarh	Hanumangarh (Loose)	5600	5600	Unch
		Hanumangarh (Delivery)	5880	5880	Unch
		Nohar (Loose)	-	5650	-
		Pilibanga (Loose)	NA	NA	-

	Nagaur	Nagaur (Loose)	5700	5750	-50
	Churu	Churu (Delivery)	5750	5800	-50
	Alwar	Alwar (Loose)	5500	5500	Unch
Haryana	Hisar	Adampur (Loose)	5700	5700	Unch
		Adampur (Delivery)	5985	5985	Unch
	Bhiwani	Bhiwani (Delivery)	5750	5750	Unch
		Siwani (Loose)	5800	5850	-50
	Sirsa	Sirsa (Loose)	5625	5650	-25
		Dhabwali (Loose)	5650	5670	-20
		Dhabwali (Delivery)	5933	5954	-21
		Ellanabad (Loose)	5660	5650	10
	Fatehabad	Fatehabad (Loose)	5500	5550	-50
Gujarat	Banaskantha	Deesa (Loose)	NA	NA	-
	Patan	Patan (Loose)	NA	NA	-
	Rajkot	Rajkot (Loose)	NA	5600	-
	Jamnagar	Dhrol (Loose)	NA	NA	-
Madhya Pradesh	Gwalior	Dabra (Loose)	NA	NA	-
Guar Gum					
Rajasthan	Jodhpur	Jodhpur	12600	12600	Unch
	Alwar	Alwar	12300	12500	-200
	Hanumangarh	Nohar	-	NA	-
Haryana	Bhiwani	Bhiwani	12700	12500	200
	Sirsa	Sirsa	12400	12500	-100
		Dhabwali	12400	12500	-100
		Ellanabad	12400	12600	-200
	Fatehabad	Fatehabad	12400	12500	-100

Guar Seed Arrivals in Key Centers					
Commodity	District	Centre	Arrivals (Quintals)		Change
Guar Seed			9-Feb-23	8-Feb-23	
Rajasthan	Jodhpur	Jodhpur	NA	NA	-
	Sri-Ganganagar	Sri-Ganganagar	325	200	125
		Rawla	NA	NA	-
		Gharsana	NA	NA	-
		Raisinghnagar	200	200	Unch
	Bikaner	Bikaner	1000	1000	Unch
		Nokha	500	400	100
		Khajuwala	200	200	Unch
		Lunkaransar	600	700	-100

	Hanumangarh	Hanumangarh	40	50	-10
		Nohar	0	1000	-1000
		Pilibanga	NA	NA	-
	Nagaur	Nagaur	NA	NA	-
	Churu	Churu	200	100	100
	Alwar	Alwar	NA	NA	-
Haryana	Hisar	Adampur	1200	1000	200
	Bhiwani	Bhiwani	200	100	100
		Siwani	600	800	-200
	Sirsa	Sirsa	750	900	-150
		Dhabwali	50	130	-80
		Ellanabad	500	300	200
	Fatehabad	Fatehabad	NA	NA	-
Gujarat	Banaskantha	Deesa	NA	NA	-
	Patan	Patan	NA	NA	-
	Rajkot	Rajkot	NA	10	-
	Jamnagar	Dhrol	NA	NA	-
Madhya Pradesh	Gwalior	Dabra	NA	NA	-
Total Arrivals/Above Markets			6365	7090	-725

Disclaimer

The information and opinions contained in the document have been compiled from sources believed to be reliable. The company does not warrant its accuracy, completeness and correctness. Use of data and information contained in this report is at your own risk. This document is not, and should not be construed as, an offer to sell or solicitation to buy any commodities. This document may not be reproduced, distributed or published, in whole or in part, by any recipient hereof for any purpose without prior permission from the Company. IASL and its affiliates and/or their officers, directors and employees may have positions in any commodities mentioned in this document (or in any related investment) and may from time to time add to or dispose of any such commodities (or investment). Please see the detailed disclaimer at <http://www.agriwatch.com/Disclaimer.asp> © 2023 Indian Agribusiness Systems Limited