

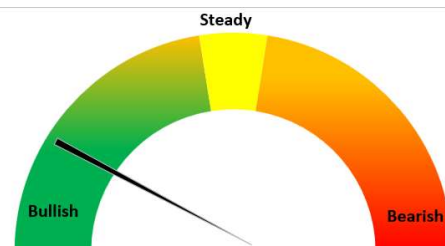
Today's Update

Today, the Guar seed Jodhpur delivery prices remained steady at INR 6,011/Qtl. as compared to the previous day. However, in other cash markets, Guar seed traded with *mixed* sentiments.

In Rajasthan, the arrivals went down to 2,425 qtl. Vs 3,850 qtl. previous day. However, in Haryana the arrivals went up to 3,530 qtl. Vs 3,230 qtl. previous day.

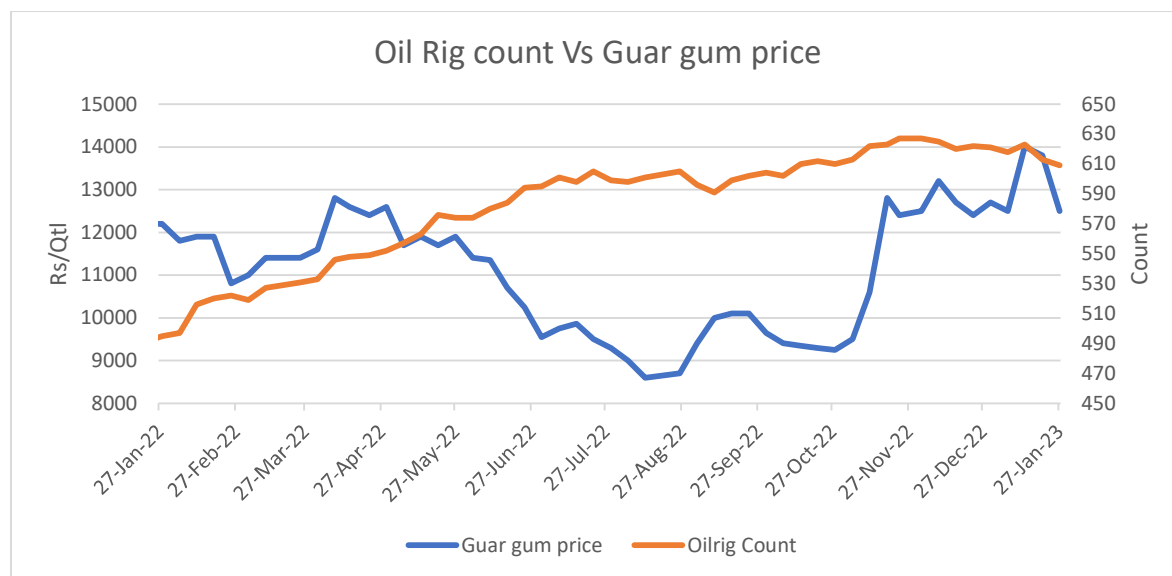
Jodhpur Guar seed delivery prices are expected to trade in the range of Rs. 5,600-6,300/Qtl. in near term amid the weak sentiments in the market.

Month till date, Guar seed Jodhpur delivery prices went up by 29% at Rs. 6,011/qtl. as compared to October month closing at Rs. 4,673/qtl. While, the Guar gum prices went up by 37% at Rs. 12,600/qtl. as compared to October month closing at Rs. 9,200/qtl.



Oilrig Count Vs Guar gum Prices

As on 27th Jan '2023, as per data released by Baker Hughes, the number of oilrigs in USA decreased by 4 to 609 as compared to the previous week at 613.



WTI Crude Oil

WTI Crude Oil 10th Feb '23	% Change
10th Feb '23	2.52%
1 Week	9.32%
Month till date	1.10%

Guar Split Exports

India's Guar split exports increased in the month of December '2022 by 21% to 5,440 MT as compared to 4,500 MT previous month. While, the Guar split shipments went up by 66% in December '22 compared to the same period last year. Out of the total exports, around 3,400 MT (62.5%) was bought by China, 1520 MT (28%) bought by the USA, 220 MT (4.04%) by Germany, 120 MT by Netherlands as well as by Switzerland both and 60 MT by Canada.

Country	Guar Split exported in Dec '22 (MT)	% Share
CHINA	3400	62.50%
USA	1520	27.94%
GERMANY	220	4.04%
NETHERLANDS	120	2.21%
SWITZERLAND	120	2.21%
CANADA	60	1.10%
Grand Total	5440	100.00%

Guar Gum Exports:

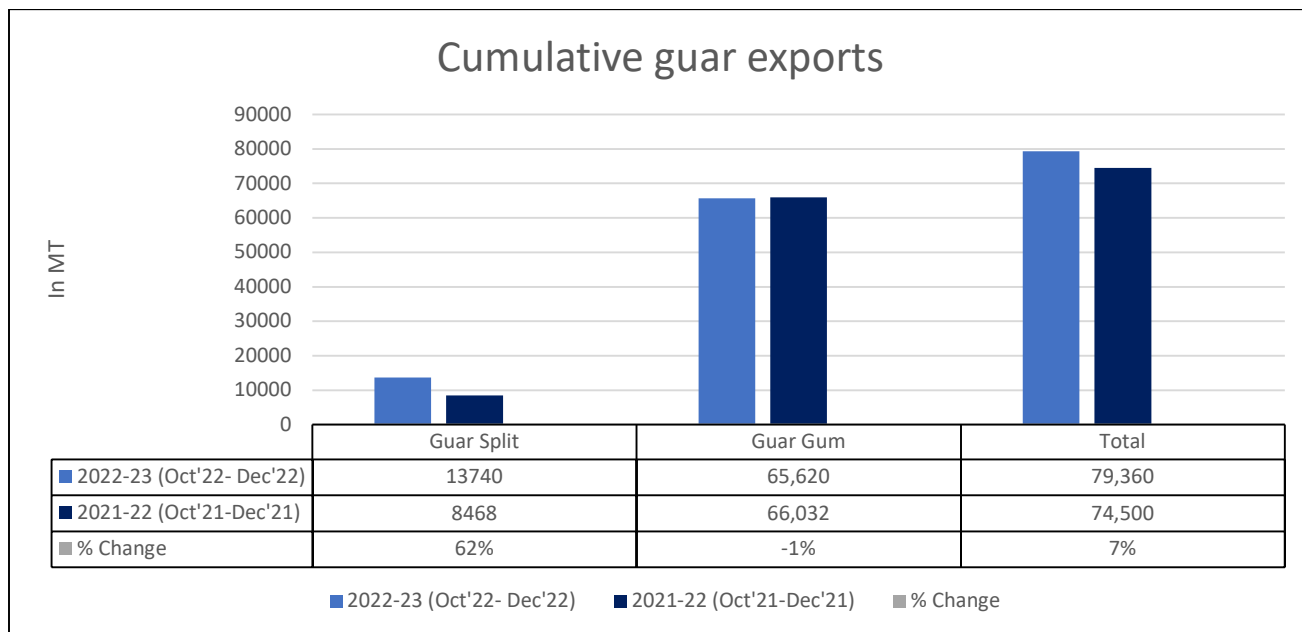
India's Guar gum exports increased in the month of December '2022 by 16% to 23,136 MT compared to 20,018 MT in the previous month. However, the gum shipments went down by 8% in December 2022 as compared to the same period last year. Out of the total exported quantity, around 10,734 MT (46.4%) was bought by the US, 2,412 MT (10.42%) by Russia, 2,365 MT (10.22%) by Germany, 658 MT (2.84%) by China and 561 MT (2.42%) by UK. We expect Guar gum export in Jan '22 to be around 22,000-25,000 tonnes.

COUNTRIES	Guar gum exported in Dec '22(MT)	Guar gum export (% Share)
USA	10734	46.40%
RUSSIA	2412	10.42%
GERMANY	2365	10.22%
CHINA	658	2.84%
UK	561	2.42%
TURKEY	467	2.02%
ITALY	464	2.01%
CANADA	436	1.89%
BRAZIL	392	1.69%
ALGERIA	370	1.60%
AUSTRALIA	347	1.50%
NETHERLANDS	333	1.44%
SOUTH AFRICA	326	1.41%
BELGIUM	320	1.38%
OTHERS	2950	12.75%
TOTAL	23136	100%

Total Cumulative Guar Exports:

In the Oct-Dec '22 period, the total cumulative guar exports went up by 7% to 0.79 Lakh tonnes as compared to 0.74 Lakh tonnes previous year same period. While the cumulative guar split exports increased by 62%, but the guar gum exports went down by 1% in the period concerned.

Attributes	2022-23 (Oct'22- Dec'22)	2021-22 (Oct'21-Dec'21)	% Change
Guar Split	13740	8468	62%
Guar Gum	65,620	66,032	-1%
Total	79,360	74,500	7%



NCDEX Futures Market

NCDEX-FUTURES MARKET – Guar Seed

Contract	% chg	Open	High	Low	Close	Volume	Change	OI	Change
Feb-23	-2.57	5,839	5,906	5,691	5,693	12,005	1535	14760	-12870
Mar-23	-2.50	5,925	5,975	5,761	5,764	41,225	11675	71220	10590

NCDEX-FUTURES MARKET- Guar Gum

Contract	% chg	Open	High	Low	Close	Volume	Change	OI	Change
Feb-23	-3.78	12290	12380	11773	11773	5645	3420	5645	-7325
Mar-23	-3.55	12400	12540	11908	11931	20180	12135	44230	6320



Guar seed Stock Position:			
Stocks	Demat	In-Process	Total
	09-Feb-23	09-Feb-23	09-Feb-23
Bikaner	26106	399	26505
Deesa	-	-	0
Sri Ganganagar	866	0	866
Jodhpur	1445	0	1445
Nokha	-	-	-

Guar Gum Stock Position:			
Stocks	Demat	In-Process	Total
	09-Feb-23	09-Feb-23	09-Feb-23
Deesa	75	0	75
Bikaner	2745	50	2795
Jodhpur	15328	35	15363
Nokha	1437	0	1437
Sri Ganganagar	20	0	20

Churi and Korma Prices:		10-Feb-23
Commodity	Centre	Rs. /75 kg.
Churi	Jodhpur	2150
Korma	Jodhpur	2925

Guar seed EDD:					
	10-Mar-23	10-Apr-23	10-May-23	10-Jun-23	10-Jul-23
Bikaner	199	190	60	60	248
Deesa	-	-	-	-	-
Sri Ganganagar	-	-	-	-	70

Jodhpur	-	-	-	-	30
Nokha	-	-	-	-	-

Guar Gum EDD:					
	10-Feb-23	10-Mar-23	10-Apr-23	10-May-23	10-Jun-23
Deesa	-	-	-	-	-
Bikaner	-	30	119	60	190
Jodhpur	20	69	104	189	1283
Nokha	20	30	20	50	90
Sri Ganganagar	-	-	-	-	-

Guar Seed Prices at Key Spot Markets:					
Commodity	District	Centre	Prices (Rs/Qtl)		Change
Guar Seed			10-Feb-23	9-Feb-23	
Rajasthan	Jodhpur	Jodhpur (Loose)	5725	5725	Unch
		Jodhpur (Delivery)	6011	6011	Unch
	Sri-Ganganagar	Sri-Ganganagar (Loose)	5600	5645	-45
		Sri-Ganganagar (Delivery)	5750	5795	-45
		Rawla (Loose)	NA	NA	-
		Gharsana (Loose)	NA	NA	-
		Raisinghnagar (Loose)	5650	5650	Unch
	Bikaner	Bikaner (Loose)	5650	5675	-25
		Bikaner (Delivery)	5933	5959	-26
		Nokha (Loose)	5700	5700	Unch
		Nokha (Delivery)	5985	5985	Unch
		Khajuwala (Loose)	5800	5800	Unch
		Khajuwala (Delivery)	6090	6090	Unch
		Lunkaransar (Loose)	5880	5880	Unch
	Hanumangarh	Hanumangarh (Loose)	5600	5600	Unch
		Hanumangarh (Delivery)	5880	5880	Unch
		Nohar (Loose)	NA	NA	-
		Pilibanga (Loose)	NA	NA	-

	Nagaur	Nagaur (Loose)	5400	5700	-300
	Churu	Churu (Delivery)	NR	5750	-
	Alwar	Alwar (Loose)	NR	5500	-
Haryana	Hisar	Adampur (Loose)	5750	5700	50
		Adampur (Delivery)	6038	5985	53
	Bhiwani	Bhiwani (Delivery)	5700	5750	-50
		Siwani (Loose)	5825	5800	25
	Sirsa	Sirsa (Loose)	5600	5625	-25
		Dhabwali (Loose)	5625	5650	-25
		Dhabwali (Delivery)	5906	5933	-26
		Ellanabad (Loose)	5660	5660	Unch
	Fatehabad	Fatehabad (Loose)	5600	5500	100
Gujarat	Banaskantha	Deesa (Loose)	NA	NA	-
	Patan	Patan (Loose)	5750	NA	-
	Rajkot	Rajkot (Loose)	5500	NA	-
	Jamnagar	Dhrol (Loose)	NA	NA	-
Madhya Pradesh	Gwalior	Dabra (Loose)	NA	NA	-
Guar Gum					
Rajasthan	Jodhpur	Jodhpur	12600	12600	Unch
	Alwar	Alwar	NR	12300	-
	Hanumangarh	Nohar	NA	NA	-
Haryana	Bhiwani	Bhiwani	12300	12700	-400
	Sirsa	Sirsa	12300	12400	-100
		Dhabwali	12300	12400	-100
		Ellanabad	12300	12400	-100
	Fatehabad	Fatehabad	12500	12400	100

Guar Seed Arrivals in Key Centers					
Commodity	District	Centre	Arrivals (Quintals)		Change
Guar Seed			10-Feb-23	9-Feb-23	
Rajasthan	Jodhpur	Jodhpur	NA	NA	-
	Sri-Ganganagar	Sri-Ganganagar	200	325	-125
		Rawla	NA	NA	-
		Gharsana	NA	NA	-
		Raisinghnagar	100	200	-100
	Bikaner	Bikaner	1000	1000	Unch
		Nokha	400	500	-100
		Khajuwala	200	200	Unch
		Lunkaransar	500	600	-100

	Hanumangarh	Hanumangarh	25	40	-15
		Nohar	NA	NA	-
		Pilibanga	NA	NA	-
	Nagaur	Nagaur	NA	NA	-
	Churu	Churu	NR	200	-
	Alwar	Alwar	NR	NA	-
Haryana	Hisar	Adampur	1000	1200	-200
	Bhiwani	Bhiwani	350	200	150
		Siwani	500	600	-100
	Sirsa	Sirsa	1000	750	250
		Dhabwali	180	50	130
		Ellanabad	500	500	Unch
	Fatehabad	Fatehabad	NA	NA	-
Gujarat	Banaskantha	Deesa	NA	NA	-
	Patan	Patan	14	NA	-
	Rajkot	Rajkot	10	NA	-
	Jamnagar	Dhrol	NA	NA	-
Madhya Pradesh	Gwalior	Dabra	NA	NA	-
Total Arrivals/Above Markets			5979	6365	-386

Disclaimer

The information and opinions contained in the document have been compiled from sources believed to be reliable. The company does not warrant its accuracy, completeness and correctness. Use of data and information contained in this report is at your own risk. This document is not, and should not be construed as, an offer to sell or solicitation to buy any commodities. This document may not be reproduced, distributed or published, in whole or in part, by any recipient hereof for any purpose without prior permission from the Company. IASL and its affiliates and/or their officers, directors and employees may have positions in any commodities mentioned in this document (or in any related investment) and may from time to time add to or dispose of any such commodities (or investment). Please see the detailed disclaimer at <http://www.agriwatch.com/Disclaimer.asp> © 2023 Indian Agribusiness Systems Limited