

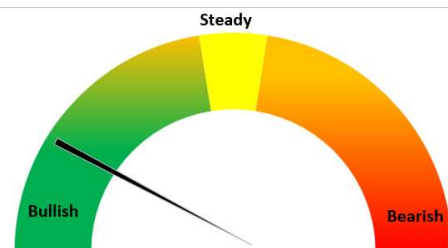
Today's Update

Today, the Guar seed Jodhpur delivery prices went down by 2.2% at INR 5,880 as compared to INR 6,011/Qtl. the previous day. However, in other cash markets, Guar seed traded with *mixed* sentiments.

In Rajasthan, the arrivals went up significantly to 9,480 qtl. Vs 9,110 qtl. previous day. While, in Haryana the arrivals went up to 3,230 qtl. Vs 2,620 qtl. previous day. This upsurge in the arrivals is due to offloading of the old stocks by farmers and traders.

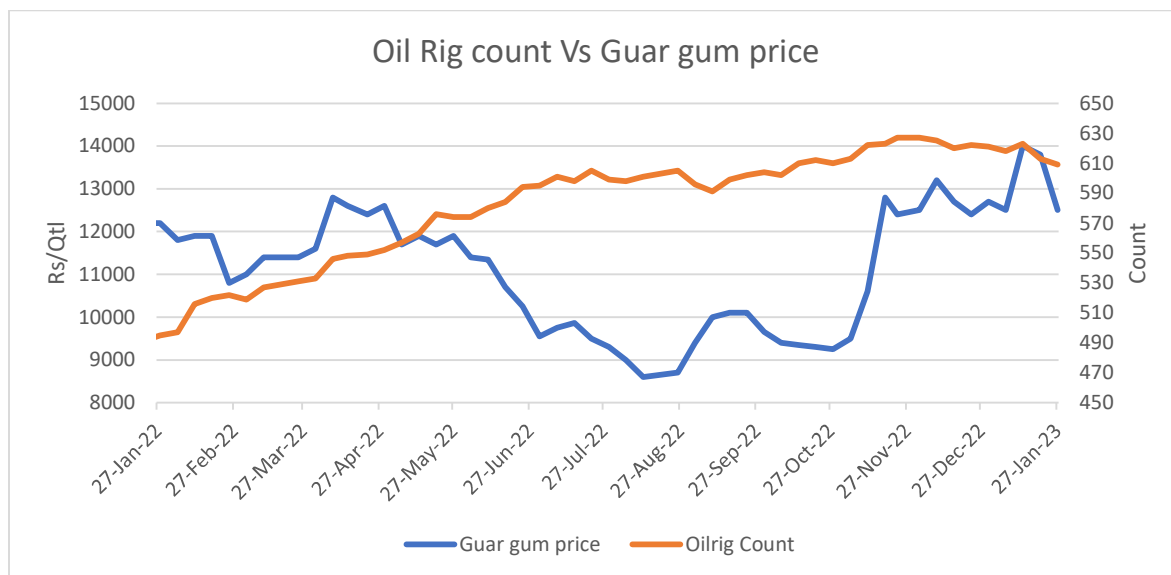
Jodhpur Guar seed delivery prices are expected to trade in the range of Rs. 5,400-6,000/Qtl. in near term amid the weak sentiments in the market.

Month till date, Guar seed Jodhpur delivery prices went up by 26% at Rs. 5,880/qtl. as compared to October month closing at Rs. 4,673/qtl. While, the Guar gum prices went up by 30% at Rs. 12,000/qtl. as compared to October month closing at Rs. 9,200/qtl.



Oilrig Count Vs Guar gum Prices

As on 27th Jan '2023, as per data released by Baker Hughes, the number of oilrigs in USA decreased by 4 to 609 as compared to the previous week at 613.



WTI Crude Oil

WTI Crude Oil 10th Feb '23	% Change
10th Feb '23	2.52%
1 Week	9.32%
Month till date	1.10%

Guar Split Exports

India's Guar split exports increased in the month of December '2022 by 21% to 5,440 MT as compared to 4,500 MT previous month. While, the Guar split shipments went up by 66% in December '22 compared to the same period last year. Out of the total exports, around 3,400 MT (62.5%) was bought by China, 1520 MT (28%) bought by the USA, 220 MT (4.04%) by Germany, 120 MT by Netherlands as well as by Switzerland both and 60 MT by Canada.

Country	Guar Split exported in Dec '22 (MT)	% Share
CHINA	3400	62.50%
USA	1520	27.94%
GERMANY	220	4.04%
NETHERLANDS	120	2.21%
SWITZERLAND	120	2.21%
CANADA	60	1.10%
Grand Total	5440	100.00%

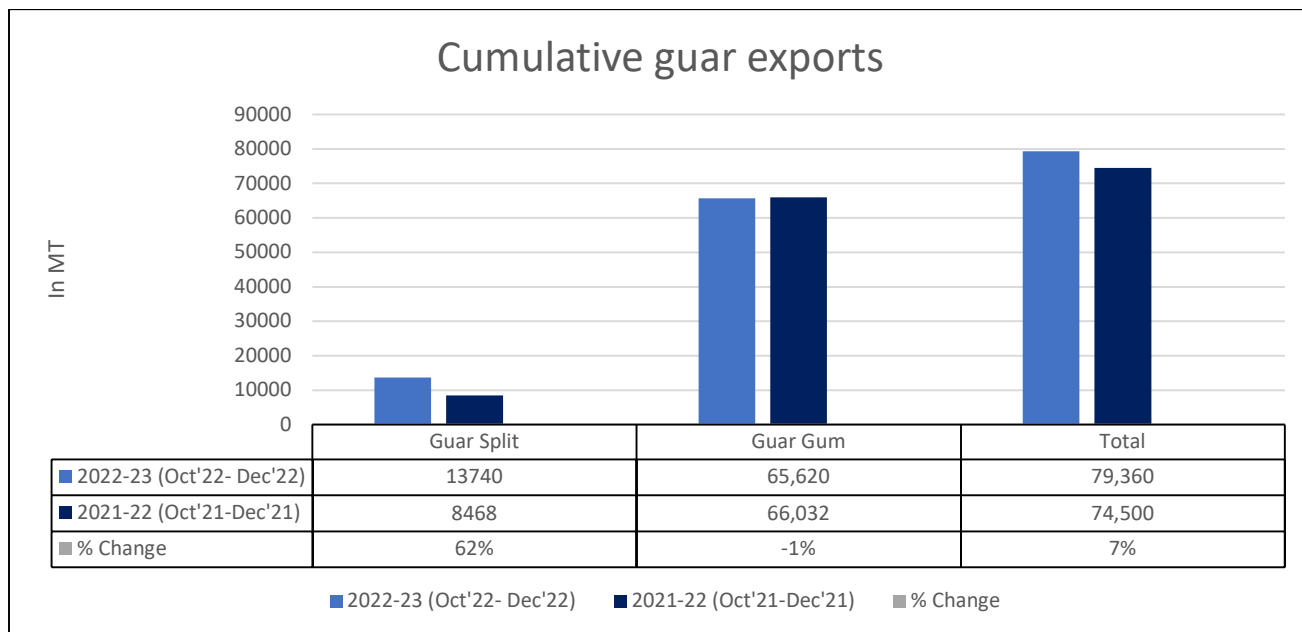
Guar Gum Exports: India's Guar gum exports increased in the month of December '2022 by 16% to 23,136 MT compared to 20,018 MT in the previous month. However, the gum shipments went down by 8% in December 2022 as compared to the same period last year. Out of the total exported quantity, around 10,734 MT (46.4%) was bought by the US, 2,412 MT (10.42%) by Russia, 2,365 MT (10.22%) by Germany, 658 MT (2.84%) by China and 561 MT (2.42%) by UK. We expect Guar gum export in Jan '22 to be around 22,000-25,000 tonnes.

COUNTRIES	Guar gum exported in Dec '22(MT)	Guar gum export (% Share)
USA	10734	46.40%
RUSSIA	2412	10.42%
GERMANY	2365	10.22%
CHINA	658	2.84%
UK	561	2.42%
TURKEY	467	2.02%
ITALY	464	2.01%
CANADA	436	1.89%
BRAZIL	392	1.69%
ALGERIA	370	1.60%
AUSTRALIA	347	1.50%
NETHERLANDS	333	1.44%
SOUTH AFRICA	326	1.41%
BELGIUM	320	1.38%
OTHERS	2950	12.75%
TOTAL	23136	100%

Total Cumulative Guar Exports: In the Oct-Dec '22 period, the total cumulative guar exports went up by 7% to 0.79 Lakh tonnes as

Attributes	2022-23 (Oct'22- Dec'22)	2021-22 (Oct'21-Dec'21)	% Change
Guar Split	13740	8468	62%
Guar Gum	65,620	66,032	-1%
Total	79,360	74,500	7%

compared to 0.74 Lakh tonnes previous year same period. While the cumulative guar split exports increased by 62%, but the guar gum exports went down by 1% in the period concerned.



NCDEX Futures Market

NCDEX-FUTURES MARKET – Guar Seed

Contract	% chg	Open	High	Low	Close	Volume	Change	OI	Change
Feb-23	+0.40	5,650	5,764	5,626	5,740	13,635	1630	5775	-8985
Mar-23	+0.16	5,751	5,830	5,700	5,794	47,720	6495	77630	6410

NCDEX-FUTURES MARKET- Guar Gum

Contract	% chg	Open	High	Low	Close	Volume	Change	OI	Change
Feb-23	+1.24	11807	12050	11625	12024	5565	-80	2750	-2895
Mar-23	+0.38	11875	12194	11757	12085	17735	-2445	46645	2415



Guar seed Stock Position:			
Stocks	Demat	In-Process	Total
	12-Feb-23	12-Feb-23	12-Feb-23
Bikaner	26364	322	26686
Deesa	-	-	0
Sri Ganganagar	866	0	866
Jodhpur	1445	0	1445
Nokha	-	-	-

Guar Gum Stock Position:			
Stocks	Demat	In-Process	Total
	12-Feb-23	12-Feb-23	12-Feb-23
Deesa	75	0	75
Bikaner	2795	0	2795
Jodhpur	15343	45	15388
Nokha	1417	0	1417
Sri Ganganagar	20	0	20

Churi and Korma Prices:		13-Feb-23
Commodity	Centre	Rs. /75 kg.
Churi	Jodhpur	2200
Korma	Jodhpur	2925

Guar seed EDD:					
	10-Mar-23	10-Apr-23	10-May-23	10-Jun-23	10-Jul-23
Bikaner	199	190	60	60	248
Deesa	-	-	-	-	-
Sri Ganganagar	-	-	-	-	70

Jodhpur	-	-	-	-	30
Nokha	-	-	-	-	-

Guar Gum EDD:					
	10-Feb-23	10-Mar-23	10-Apr-23	10-May-23	10-Jun-23
Deesa	-	-	-	-	-
Bikaner	-	30	119	60	190
Jodhpur	20	69	104	189	1283
Nokha	20	30	20	50	90
Sri Ganganagar	-	-	-	-	-

Guar Seed Prices at Key Spot Markets:					
Commodity	District	Centre	Prices (Rs/Qtl)		Change
Guar Seed			13-Feb-23	11-Feb-23	
Rajasthan	Jodhpur	Jodhpur (Loose)	5600	5725	-125
		Jodhpur (Delivery)	5880	6011	-131
	Sri-Ganganagar	Sri-Ganganagar (Loose)	5650	5580	70
		Sri-Ganganagar (Delivery)	5800	5730	70
		Rawla (Loose)	5650	5650	Unch
		Gharsana (Loose)	5650	5650	Unch
		Raisinghnagar (Loose)	5600	5600	Unch
	Bikaner	Bikaner (Loose)	5675	5570	105
		Bikaner (Delivery)	5959	5849	110
		Nokha(Loose)	5550	5650	-100
		Nokha (Delivery)	5828	5933	-105
		Khajuwala (Loose)	5700	5750	-50
		Khajuwala (Delivery)	5985	6038	-53
		Lunkaransar (Loose)	5828	5828	Unch
	Hanumangarh	Hanumangarh (Loose)	5600	5500	100
		Hanumangarh (Delivery)	5880	5775	105
		Nohar (Loose)	5600	5550	50
		Pilibanga (Loose)	5500	5500	Unch



	Nagaur	Nagaur (Loose)	5400	5400	Unch
	Churu	Churu (Delivery)	NR	NR	-
	Alwar	Alwar (Loose)	NR	NR	-
Haryana	Hisar	Adampur (Loose)	5550	5650	-100
		Adampur (Delivery)	5828	5933	-105
	Bhiwani	Bhiwani (Delivery)	5600	5650	-50
		Siwani (Loose)	5700	5750	-50
	Sirsa	Sirsa (Loose)	5550	5550	Unch
		Dhabwali (Loose)	5485	5600	-115
		Dhabwali (Delivery)	5759	5880	-121
		Ellanabad (Loose)	5400	5660	-260
	Fatehabad	Fatehabad (Loose)	5500	5500	Unch
Gujarat	Banaskantha	Deesa (Loose)	NA	NA	-
	Patan	Patan (Loose)	NA	NA	-
	Rajkot	Rajkot (Loose)	5475	NA	-
	Jamnagar	Dhrol (Loose)	5555	NA	-
Madhya Pradesh	Gwalior	Dabra (Loose)	5500	NA	-
Guar Gum					
Rajasthan	Jodhpur	Jodhpur	12000	12500	-500
	Alwar	Alwar	NR	NR	-
	Hanumangarh	Nohar	NA	NA	-
Haryana	Bhiwani	Bhiwani	11950	12200	-250
	Sirsa	Sirsa	12200	12400	-200
		Dhabwali	12200	12400	-200
		Ellanabad	12200	12400	-200
	Fatehabad	Fatehabad	12400	12500	-100

Guar Seed Arrivals in Key Centers					
Commodity	District	Centre	Arrivals (Quintals)		Change
Guar Seed			13-Feb-23	11-Feb-23	
Rajasthan	Jodhpur	Jodhpur	NA	NA	-
	Sri-Ganganagar	Sri-Ganganagar	300	150	150
		Rawla	NA	NA	-
		Gharsana	NA	NA	-
		Raisinghnagar	130	250	-120
	Bikaner	Bikaner	1200	1200	Unch
		Nokha	500	300	200
		Khajuwala	150	100	50
		Lunkaransar	600	700	-100

	Hanumangarh	Hanumangarh	50	60	-10
		Nohar	950	750	200
		Pilibanga	5600	5600	Unch
	Nagaur	Nagaur	NA	NA	-
	Churu	Churu	NR	NR	-
	Alwar	Alwar	NR	NR	-
Haryana	Hisar	Adampur	1200	800	400
	Bhiwani	Bhiwani	200	100	100
		Siwani	500	600	-100
	Sirsa	Sirsa	1000	500	500
		Dhabwali	130	120	10
		Ellanabad	200	500	-300
	Fatehabad	Fatehabad	NA	NA	-
Gujarat	Banaskantha	Deesa	NA	NA	-
	Patan	Patan	NA	NA	-
	Rajkot	Rajkot	10	NA	-
	Jamnagar	Dhrol	3	NA	-
Madhya Pradesh	Gwalior	Dabra	NA	NA	-
Total Arrivals/Above Markets			12723	11730	993

Disclaimer

The information and opinions contained in the document have been compiled from sources believed to be reliable. The company does not warrant its accuracy, completeness and correctness. Use of data and information contained in this report is at your own risk. This document is not, and should not be construed as, an offer to sell or solicitation to buy any commodities. This document may not be reproduced, distributed or published, in whole or in part, by any recipient hereof for any purpose without prior permission from the Company. IASL and its affiliates and/or their officers, directors and employees may have positions in any commodities mentioned in this document (or in any related investment) and may from time to time add to or dispose of any such commodities (or investment). Please see the detailed disclaimer at <http://www.agriwatch.com/Disclaimer.asp> © 2023 Indian Agribusiness Systems Limited