

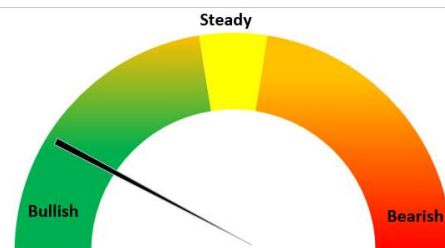
Today's Update

Today, the Guar seed Jodhpur delivery prices remained steady at INR 5,880 as compared to the previous day. However, in other cash markets, Guar seed traded with *mixed* sentiments.

In Rajasthan, the arrivals went down to 1,995 qtl. Vs 3,880 qtl. previous day. While, in Haryana the arrivals went down to 2,770 qtl. Vs 3,230 qtl. previous day.

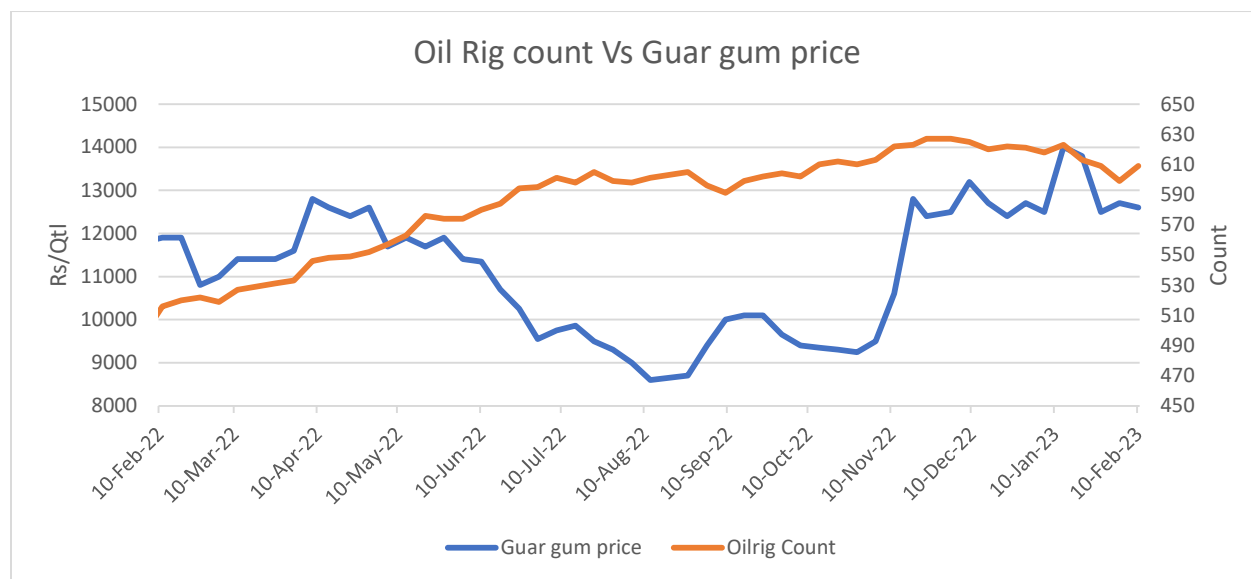
Jodhpur Guar seed delivery prices are expected to trade in the range of Rs. 5,400-6,000/Qtl. in near term amid the weak sentiments in the market.

Month till date, Guar seed Jodhpur delivery prices went up by 26% at Rs. 5,880/qtl. as compared to October month closing at Rs. 4,673/qtl. While, the Guar gum prices went up by 30% at Rs. 12,000/qtl. as compared to October month closing at Rs. 9,200/qtl.



Oilrig Count Vs Guar gum Prices

As on 10th Feb '2023, as per data released by Baker Hughes, the number of oilrigs in USA increased by 10 to 609 as compared to the previous week at 599.



WTI Crude Oil

WTI Crude Oil 14th Feb '23	% Change
14th Feb '23	-0.61%
1 Week	-1.15%
Month till date	-0.38%

Guar Split Exports

India's Guar split exports increased in the month of December '2022 by 21% to 5,440 MT as compared to 4,500 MT previous month. While, the Guar split shipments went up by 66% in December '22 compared to the same period last year. Out of the total exports, around 3,400 MT (62.5%) was bought by China, 1520 MT (28%) bought by the USA, 220 MT (4.04%) by Germany, 120 MT by Netherlands as well as by Switzerland both and 60 MT by Canada.

Country	Guar Split exported in Dec '22 (MT)	% Share
CHINA	3400	62.50%
USA	1520	27.94%
GERMANY	220	4.04%
NETHERLANDS	120	2.21%
SWITZERLAND	120	2.21%
CANADA	60	1.10%
Grand Total	5440	100.00%

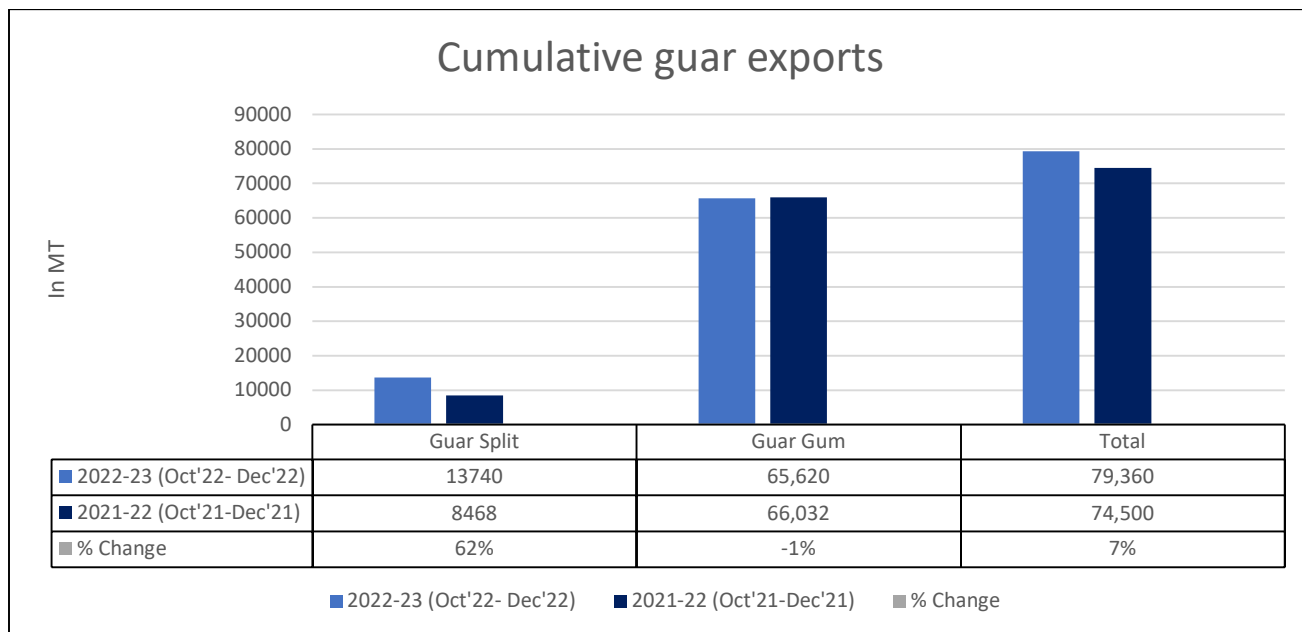
Guar Gum Exports: India's Guar gum exports increased in the month of December '2022 by 16% to 23,136 MT compared to 20,018 MT in the previous month. However, the gum shipments went down by 8% in December 2022 as compared to the same period last year. Out of the total exported quantity, around 10,734 MT (46.4%) was bought by the US, 2,412 MT (10.42%) by Russia, 2,365 MT (10.22%) by Germany, 658 MT (2.84%) by China and 561 MT (2.42%) by UK. We expect Guar gum export in Jan '22 to be around 22,000-25,000 tonnes.

COUNTRIES	Guar gum exported in Dec '22(MT)	Guar gum export (% Share)
USA	10734	46.40%
RUSSIA	2412	10.42%
GERMANY	2365	10.22%
CHINA	658	2.84%
UK	561	2.42%
TURKEY	467	2.02%
ITALY	464	2.01%
CANADA	436	1.89%
BRAZIL	392	1.69%
ALGERIA	370	1.60%
AUSTRALIA	347	1.50%
NETHERLANDS	333	1.44%
SOUTH AFRICA	326	1.41%
BELGIUM	320	1.38%
OTHERS	2950	12.75%
TOTAL	23136	100%

Total Cumulative Guar Exports: In the Oct-Dec '22 period, the total cumulative guar exports went up by 7% to 0.79 Lakh tonnes as

Attributes	2022-23 (Oct'22- Dec'22)	2021-22 (Oct'21-Dec'21)	% Change
Guar Split	13740	8468	62%
Guar Gum	65,620	66,032	-1%
Total	79,360	74,500	7%

compared to 0.74 Lakh tonnes previous year same period. While the cumulative guar split exports increased by 62%, but the guar gum exports went down by 1% in the period concerned.



NCDEX Futures Market

NCDEX-FUTURES MARKET – Guar Seed

Contract	% chg	Open	High	Low	Close	Volume	Change	OI	Change
Feb-23	+1.05	5,728	5,839	5,727	5,782	6,150	-7485	2370	-3405
Mar-23	+0.59	5,789	5,834	5,780	5,814	23,285	-24435	79015	1385

NCDEX-FUTURES MARKET- Guar Gum

Contract	% chg	Open	High	Low	Close	Volume	Change	OI	Change
Feb-23	+1.30	12010	12135	12010	12120	3450	-2115	620	-2130
Mar-23	+1.22	12120	12270	12087	12240	11095	-6640	48350	1705



Guar seed Stock Position:			
Stocks	Demat	In-Process	Total
	14-Feb-23	14-Feb-23	14-Feb-23
Bikaner	26505	393	26898
Deesa	-	-	0
Sri Ganganagar	866	0	866
Jodhpur	1445	0	1445
Nokha	-	-	-

Guar Gum Stock Position:			
Stocks	Demat	In-Process	Total
	14-Feb-23	14-Feb-23	14-Feb-23
Deesa	75	0	75
Bikaner	2796	0	2796
Jodhpur	15387	0	15387
Nokha	1407	0	1407
Sri Ganganagar	20	0	20

Churi and Korma Prices:		15-Feb-23
Commodity	Centre	Rs. /75 kg.
Churi	Jodhpur	2200
Korma	Jodhpur	2925

Guar seed EDD:					
	10-Mar-23	10-Apr-23	10-May-23	10-Jun-23	10-Jul-23
Bikaner	199	190	60	60	248
Deesa	-	-	-	-	-
Sri Ganganagar	-	-	-	-	70

Jodhpur	-	-	-	-	30
Nokha	-	-	-	-	-

Guar Gum EDD:					
	10-Feb-23	10-Mar-23	10-Apr-23	10-May-23	10-Jun-23
Deesa	-	-	-	-	-
Bikaner	-	30	119	60	190
Jodhpur	20	69	104	189	1283
Nokha	20	30	20	50	90
Sri Ganganagar	-	-	-	-	-

Guar Seed Prices at Key Spot Markets:					
Commodity	District	Centre	Prices (Rs/Qtl)		Change
Guar Seed			15-Feb-23	14-Feb-23	
Rajasthan	Jodhpur	Jodhpur (Loose)	5600	5600	Unch
		Jodhpur (Delivery)	5880	5880	Unch
	Sri-Ganganagar	Sri-Ganganagar (Loose)	5650	5650	Unch
		Sri-Ganganagar (Delivery)	5800	5800	Unch
		Rawla (Loose)	5600	5650	-50
		Gharsana (Loose)	5600	5650	-50
		Raisinghnagar (Loose)	5645	5600	45
	Bikaner	Bikaner (Loose)	5600	5675	-75
		Bikaner (Delivery)	5880	5959	-79
		Nokha (Loose)	5600	5550	50
		Nokha (Delivery)	5880	5828	53
		Khajuwala (Loose)	5750	5700	50
		Khajuwala (Delivery)	6038	5985	53
		Lunkaransar (Loose)	Closed	5828	-
	Hanumangarh	Hanumangarh (Loose)	5600	5600	Unch
		Hanumangarh (Delivery)	5880	5880	Unch
		Nohar (Loose)	-	5600	-
		Pilibanga (Loose)	-	5500	-



	Nagaur	Nagaur (Loose)	5400	5400	Unch
	Churu	Churu (Delivery)	5700	NR	-
	Alwar	Alwar (Loose)	5500	NR	-
Haryana	Hisar	Adampur (Loose)	5700	5550	150
		Adampur (Delivery)	5985	5828	158
	Bhiwani	Bhiwani (Delivery)	5700	5600	100
		Siwani (Loose)	5700	5700	Unch
	Sirsa	Sirsa (Loose)	5560	5550	10
		Dhabwali (Loose)	5550	5485	65
		Dhabwali (Delivery)	5828	5759	68
		Ellanabad (Loose)	5550	5400	150
	Fatehabad	Fatehabad (Loose)	5400	5500	-100
Gujarat	Banaskantha	Deesa (Loose)	NA	NA	-
	Patan	Patan (Loose)	5525	NA	-
	Rajkot	Rajkot (Loose)	NA	5475	-
	Jamnagar	Dhrol (Loose)	NA	5555	-
Madhya Pradesh	Gwalior	Dabra (Loose)	5500	5500	Unch
Guar Gum					
Rajasthan	Jodhpur	Jodhpur	12000	12000	Unch
	Alwar	Alwar	12200	NR	-
	Hanumangarh	Nohar	-	NA	-
Haryana	Bhiwani	Bhiwani	11900	11950	-50
	Sirsa	Sirsa	12300	12200	100
		Dhabwali	12000	12200	-200
		Ellanabad	12000	12200	-200
	Fatehabad	Fatehabad	12400	12400	Unch

Guar Seed Arrivals in Key Centers					
Commodity	District	Centre	Arrivals (Quintals)		Change
Guar Seed			15-Feb-23	14-Feb-23	
Rajasthan	Jodhpur	Jodhpur	NA	NA	-
	Sri-Ganganagar	Sri-Ganganagar	200	300	-100
		Rawla	NA	NA	-
		Gharsana	NA	NA	-
		Raisinghnagar	125	130	-5
	Bikaner	Bikaner	800	1200	-400
		Nokha	500	500	Unch
		Khajuwala	200	150	50
		Lunkaransar	Closed	600	-

	Hanumangarh	Hanumangarh	70	50	20
		Nohar	0	950	-950
		Pilibanga	0	NA	-
	Nagaur	Nagaur	NA	NA	-
	Churu	Churu	100	NR	-
	Alwar	Alwar	NA	NR	-
Haryana	Hisar	Adampur	1200	1200	Unch
	Bhiwani	Bhiwani	150	200	-50
		Siwani	200	500	-300
	Sirsa	Sirsa	1000	1000	Unch
		Dhabwali	100	130	-30
		Ellanabad	120	200	-80
	Fatehabad	Fatehabad	NA	NA	-
Gujarat	Banaskantha	Deesa	NA	NA	-
	Patan	Patan	37	NA	-
	Rajkot	Rajkot	NA	10	-
	Jamnagar	Dhrol	NA	3	-
Madhya Pradesh	Gwalior	Dabra	NA	NA	-
Total Arrivals/Above Markets			4802	7123	-2321

Disclaimer

The information and opinions contained in the document have been compiled from sources believed to be reliable. The company does not warrant its accuracy, completeness and correctness. Use of data and information contained in this report is at your own risk. This document is not, and should not be construed as, an offer to sell or solicitation to buy any commodities. This document may not be reproduced, distributed or published, in whole or in part, by any recipient hereof for any purpose without prior permission from the Company. IASL and its affiliates and/or their officers, directors and employees may have positions in any commodities mentioned in this document (or in any related investment) and may from time to time add to or dispose of any such commodities (or investment). Please see the detailed disclaimer at <http://www.agriwatch.com/Disclaimer.asp> © 2023 Indian Agribusiness Systems Limited