

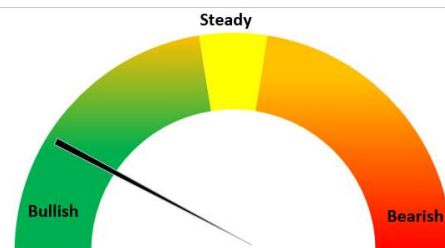
Today's Update

Today, the Guar seed Jodhpur delivery prices remained steady at INR 6,011 as compared the previous day. However, in other cash markets, Guar seed traded with *mixed* sentiments.

In Rajasthan, the arrivals went up to 2,110 qtl. Vs 3,060 qtl. previous day. While, in Haryana the arrivals went up to 3,800 qtl. Vs 2,910 qtl. previous day.

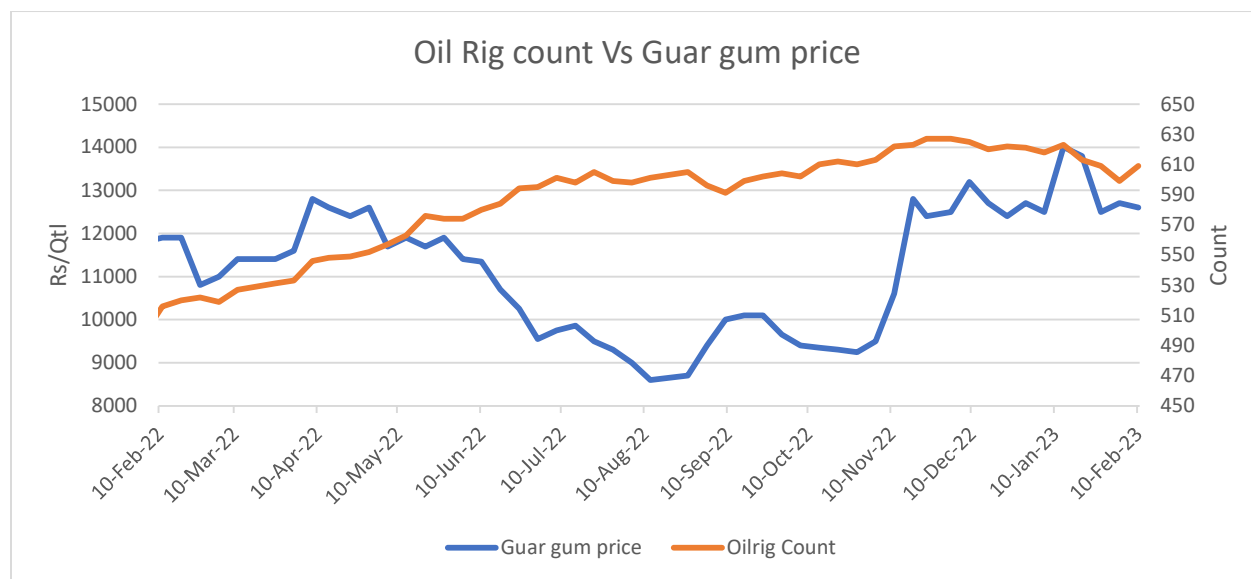
Jodhpur Guar seed delivery prices are expected to trade in the range of Rs. 5,500-6,200/Qtl. in near term amid the firm sentiments in the market.

Month till date, Guar seed Jodhpur delivery prices went up by 29% at Rs. 6,011/qtl. as compared to October month closing at Rs. 4,673/qtl. While, the Guar gum prices went up by 38% at Rs. 12,700/qtl. as compared to October month closing at Rs. 9,200/qtl.



Oilrig Count Vs Guar gum Prices

As on 10th Feb '2023, as per data released by Baker Hughes, the number of oilrigs in USA increased by 10 to 609 as compared to the previous week at 599.




WTI Crude Oil

WTI Crude oil 17th Feb '23	% Change
17th Feb '23	-1.91%
1 Week	-4.19%
Month till date	-3.84%


Guar Split Exports

India's guar split exports decreased in the month of Jan '2023 by 32% to 3,711 tonnes compared to 5,440 tonnes previous month at an average FoB of US \$1,936 per tonne in the month of Jan '23 compared to US \$1,609 per tonne previous month. However, the guar split shipments gone down by 8% in Jan '23 compared to the same period last year. Of the total exported quantity, around 3,000 tonnes bought by China, US 630 tonnes and Switzerland 80 tonnes.

COUNTRIES	JAN '23	DEC'22	CHANGE
CHINA	3000	3400	-12%
USA 	631	1520	-58%
GERMANY	80	220	-64%
OTHER	0	300	-100%
TOTAL	3711	5440	-32%

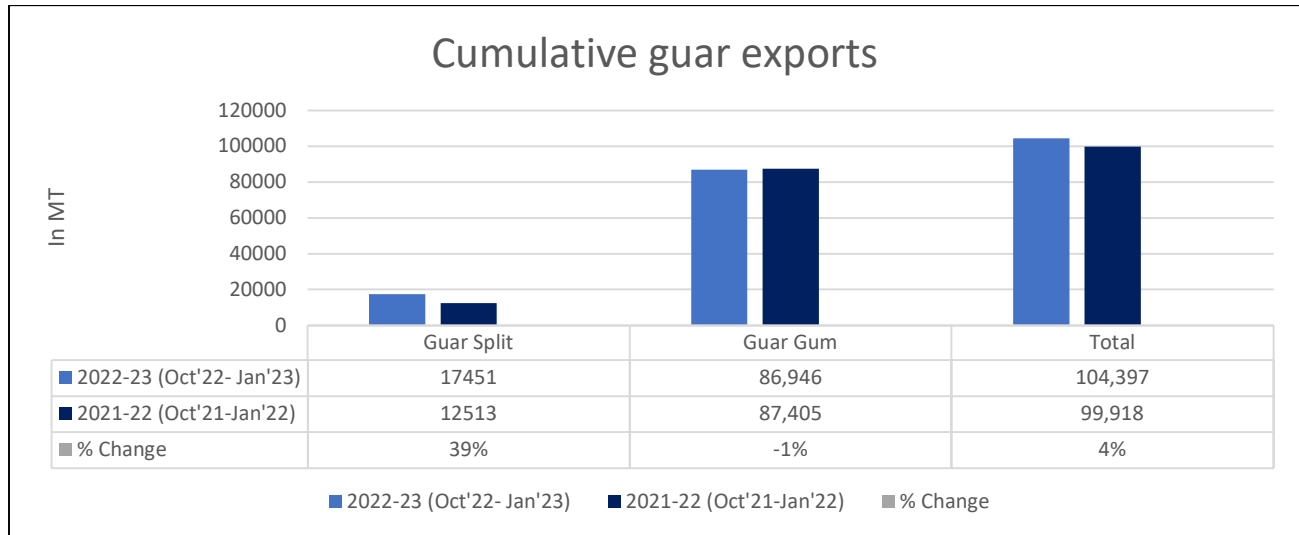
Guar Gum Exports

India's guar gum exports decreased in the month of January 2023 by 8% to 21,326 tonnes compared to 23,136 tonnes during previous month at an average FoB of US \$1482 per tonne in the month of Jan '2023 as compared to US \$1312 per tonne previous month. Further, the gum shipments were marginally down by 0.2% in Jan '2023 as compared to the corresponding year. Out of the total exported quantity, around 7,428 tonnes bought by USA, Russia 3,897 tonnes, Germany 1,458 tonnes, China 1,217 tonnes, Australia 1,005 tonnes and Italy 770 tonnes.

COUNTRIES	DEC' 22	JAN' 23	CHANGE
USA	10734	7428	-31%
RUSSIA	2412	3897	62%
GERMANY 	2365	1458	-38%
CHINA	658	1217	85%
UK	561	335	-40%
TURKEY	467	95	-80%
ITALY	464	770	66%
CANADA	436	435	0%
BRAZIL	392	281	-28%
ALGERIA	370	326	-12%
OTHERS	4276	5084	19%
TOTAL	23136	21326	-8%

Total Cumulative Guar Exports: In the Oct'22-Jan'23 period, the total cumulative guar exports went up by 4% to 10.4 Lakh tonnes as compared to 0.99 Lakh tonnes previous year same period. While the cumulative guar split exports increased by 39%, but the guar gum exports went down by 1% in the period concerned.

Attributes	2022-23 (Oct'22- Jan'23)	2021-22 (Oct'21-Jan'22)	% Change
Guar Split	17451	12513	39%
Guar Gum	86,946	87,405	-1%
Total	104,397	99,918	4%


NCDEX Futures Market
NCDEX-FUTURES MARKET – Guar Seed

Contract	% chg	Open	High	Low	Close	Volume	Change	OI	Change
Feb-23	+1.05	5,728	5,839	5,727	5,782	6,150	-7485	2370	-3405
Mar-23	+0.59	5,789	5,834	5,780	5,814	23,285	-24435	79015	1385

NCDEX-FUTURES MARKET- Guar Gum

Contract	% chg	Open	High	Low	Close	Volume	Change	OI	Change
Feb-23	+1.30	12010	12135	12010	12120	3450	-2115	620	-2130
Mar-23	+1.22	12120	12270	12087	12240	11095	-6640	48350	1705



Guar seed Stock Position:			
Stocks	Demat	In-Process	Total
	16-Feb-23	16-Feb-23	16-Feb-23
Bikaner	27017	325	27342
Deesa	-	-	0
Sri Ganganagar	867	40	907
Jodhpur	1445	0	1445
Nokha	-	-	-

Guar Gum Stock Position:			
Stocks	Demat	In-Process	Total
	16-Feb-23	16-Feb-23	16-Feb-23
Deesa	75	0	75
Bikaner	2746	99	2845
Jodhpur	15387	0	15387
Nokha	1238	0	1238
Sri Ganganagar	20	0	20

Churi and Korma Prices:		17-Feb-23
Commodity	Centre	Rs. /75 kg.
Churi	Jodhpur	2200
Korma	Jodhpur	2925

Guar seed EDD:					
	10-Mar-23	10-Apr-23	10-May-23	10-Jun-23	10-Jul-23
Bikaner	199	190	60	60	248
Deesa	-	-	-	-	-
Sri Ganganagar	-	-	-	-	70

Jodhpur	-	-	-	-	30
Nokha	-	-	-	-	-

Guar Gum EDD:					
	10-Mar-23	10-Apr-23	10-May-23	10-Jun-23	10-Jul-23
Deesa	-	-	-	-	-
Bikaner	30	70	60	190	624
Jodhpur	69	104	189	1283	875
Nokha	20	20	50	90	60
Sri Ganganagar	-	-	-	-	-

Guar Seed Prices at Key Spot Markets:					
Commodity	District	Centre	Prices (Rs/Qtl)		Change
Guar Seed			17-Feb-23	16-Feb-23	
Rajasthan	Jodhpur	Jodhpur (Loose)	5725	5725	Unch
		Jodhpur(Delivery)	6011	6011	Unch
	Sri-Ganganagar	Sri-Ganganagar(Loose)	5650	5680	-30
		Sri-Ganganagar (Delivery)	5800	5830	-30
		Rawla (Loose)	5550	5550	Unch
		Gharsana (Loose)	5550	5550	Unch
		Raisinghnagar (Loose)	5635	5700	-65
	Bikaner	Bikaner (Loose)	5700	5700	Unch
		Bikaner (Delivery)	5985	5985	Unch
		Nokha(Loose)	5600	5675	-75
		Nokha (Delivery)	5880	5959	-79
		Khajuwala (Loose)	NR	5700	-
		Khajuwala (Delivery)	NR	5985	-
		Lunkaransar (Loose)	5933	5880	52.5
	Hanumangarh	Hanumangarh (Loose)	5600	5600	Unch
		Hanumangarh (Delivery)	5880	5880	Unch
		Nohar (Loose)	NA	NA	-
		Pilibanga (Loose)	5500	5500	Unch



	Nagaur	Nagaur (Loose)	5700	5700	Unch
	Churu	Churu (Delivery)	5725	5725	Unch
	Alwar	Alwar (Loose)	5525	5525	Unch
Haryana	Hisar	Adampur (Loose)	5750	5700	50
		Adampur (Delivery)	6038	5985	53
	Bhiwani	Bhiwani (Delivery)	5800	NR	-
		Siwani (Loose)	5800	5850	-50
	Sirsa	Sirsa (Loose)	5570	5700	-130
		Dhabwali (Loose)	5410	5465	-55
		Dhabwali (Delivery)	5681	5738	-58
		Ellanabad (Loose)	5580	5500	80
	Fatehabad	Fatehabad (Loose)	5500	5450	50
Gujarat	Banaskantha	Deesa (Loose)	NA	NA	-
	Patan	Patan (Loose)	5130	5505	-375
	Rajkot	Rajkot (Loose)	5665	5675	-10
	Jamnagar	Dhrol (Loose)	NA	NA	-
Madhya Pradesh	Gwalior	Dabra (Loose)	NA	NA	-
Guar Gum					
Rajasthan	Jodhpur	Jodhpur	12700	12700	Unch
	Alwar	Alwar	12700	12700	Unch
	Hanumangarh	Nohar	NA	NA	-
Haryana	Bhiwani	Bhiwani	12500	NR	-
	Sirsa	Sirsa	12500	12700	-200
		Dhabwali	12300	12000	300
		Ellanabad	12500	12000	500
	Fatehabad	Fatehabad	12500	12700	-200

Guar Seed Arrivals in Key Centers					
Commodity	District	Centre	Arrivals (Quintals)		Change
Guar Seed			17-Feb-23	16-Feb-23	
Rajasthan	Jodhpur	Jodhpur	NA	NA	-
	Sri-Ganganagar	Sri-Ganganagar	100	150	-50
		Rawla	NA	NA	-
		Gharsana	NA	NA	-
		Raisinghnagar	100	200	-100
	Bikaner	Bikaner	800	1000	-200
		Nokha	300	300	Unch
		Khajuwala	NR	200	-
		Lunkaransar	600	1000	-400

	Hanumangarh	Hanumangarh	70	70	Unch
		Nohar	NA	NA	-
		Pilibanga	40	40	Unch
	Nagaur	Nagaur	NA	NA	-
	Churu	Churu	100	100	Unch
	Alwar	Alwar	NA	NA	-
Haryana	Hisar	Adampur	2000	1500	500
	Bhiwani	Bhiwani	300	NR	-
		Siwani	400	500	-100
	Sirsa	Sirsa	750	600	150
		Dhabwali	50	60	-10
		Ellanabad	300	250	50
	Fatehabad	Fatehabad	NA	NA	-
Gujarat	Banaskantha	Deesa	NA	NA	-
	Patan	Patan	14	9	5
	Rajkot	Rajkot	100	25	75
	Jamnagar	Dhrol	NA	NA	-
Madhya Pradesh	Gwalior	Dabra	NA	NA	-
Total Arrivals/Above Markets			6024	6004	20

Disclaimer

The information and opinions contained in the document have been compiled from sources believed to be reliable. The company does not warrant its accuracy, completeness and correctness. Use of data and information contained in this report is at your own risk. This document is not, and should not be construed as, an offer to sell or solicitation to buy any commodities. This document may not be reproduced, distributed or published, in whole or in part, by any recipient hereof for any purpose without prior permission from the Company. IASL and its affiliates and/or their officers, directors and employees may have positions in any commodities mentioned in this document (or in any related investment) and may from time to time add to or dispose of any such commodities (or investment). Please see the detailed disclaimer at <http://www.agriwatch.com/Disclaimer.asp> © 2023 Indian Agribusiness Systems Limited