

Today's Update

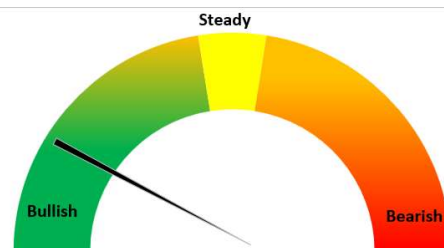
Today, the Guar seed Jodhpur delivery prices remained steady at INR 6,011 as compared the previous day. However, in other cash markets, Guar seed traded with *mixed* sentiments.

In Rajasthan, the arrivals went down to 1,365 qtl. Vs 2,110 qtl. previous day. While, in Haryana too the arrivals went down to 2,175 qtl. Vs 3,800 qtl. previous day.

Some of the mandis remained closed on the occasion of Mahashivratri festival.

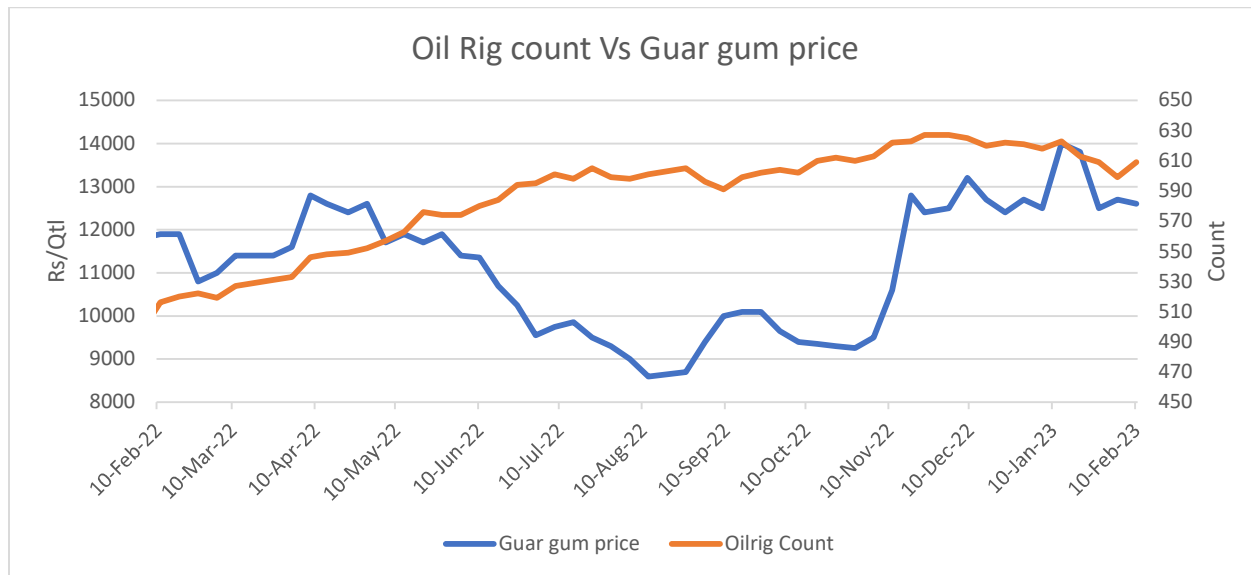
Jodhpur Guar seed delivery prices are expected to trade in the range of Rs. 5,500-6,200/Qtl. in near term amid the firm sentiments in the market.

Month till date, Guar seed Jodhpur delivery prices went up by 29% at Rs. 6,011/qtl. as compared to October month closing at Rs. 4,673/qtl. While, the Guar gum prices went up by 38% at Rs. 12,700/qtl. as compared to October month closing at Rs. 9,200/qtl.



Oilrig Count Vs Guar gum Prices

As on 10th Feb '2023, as per data released by Baker Hughes, the number of oilrigs in USA increased by 10 to 609 as compared to the previous week at 599.




WTI Crude Oil

WTI Crude oil 17th Feb '23	% Change
17th Feb '23	-1.91%
1 Week	-4.19%
Month till date	-3.84%


Guar Split Exports

India's guar split exports decreased in the month of Jan '2023 by 32% to 3,711 tonnes compared to 5,440 tonnes previous month at an average FoB of US \$1,936 per tonne in the month of Jan '23 compared to US \$1,609 per tonne previous month. However, the guar split shipments gone down by 8% in Jan '23 compared to the same period last year. Of the total exported quantity, around 3,000 tonnes bought by China, US 630 tonnes and Switzerland 80 tonnes.

COUNTRIES	JAN '23	DEC'22	CHANGE
CHINA	3000	3400	-12%
USA 	631	1520	-58%
GERMANY	80	220	-64%
OTHER	0	300	-100%
TOTAL	3711	5440	-32%

Guar Gum Exports

India's guar gum exports decreased in the month of January 2023 by 8% to 21,326 tonnes compared to 23,136 tonnes during previous month at an average FoB of US \$1482 per tonne in the month of Jan '2023 as compared to US \$1312 per tonne previous month. Further, the gum shipments were marginally down by 0.2% in Jan '2023 as compared to the corresponding year. Out of the total exported quantity, around 7,428 tonnes bought by USA, Russia 3,897 tonnes, Germany 1,458 tonnes, China 1,217 tonnes, Australia 1,005 tonnes and Italy 770 tonnes.

COUNTRIES	DEC' 22	JAN' 23	CHANGE
USA	10734	7428	-31%
RUSSIA	2412	3897	62%
GERMANY 	2365	1458	-38%
CHINA	658	1217	85%
UK	561	335	-40%
TURKEY	467	95	-80%
ITALY	464	770	66%
CANADA	436	435	0%
BRAZIL	392	281	-28%
ALGERIA	370	326	-12%
OTHERS	4276	5084	19%
TOTAL	23136	21326	-8%

Total Cumulative Guar Exports: In the Oct'22-Jan'23 period, the total cumulative guar exports went up by 4% to 10.4 Lakh tonnes as compared to 0.99 Lakh tonnes previous year same period. While the cumulative guar split exports increased by 39%, but the guar gum exports went down by 1% in the period concerned.

Attributes	2022-23 (Oct'22- Jan'23)	2021-22 (Oct'21-Jan'22)	% Change
Guar Split	17451	12513	39%
Guar Gum	86,946	87,405	-1%
Total	104,397	99,918	4%

Guar seed Stock Position:			
Stocks	Demat	In-Process	Total
	17-Feb-23	17-Feb-23	17-Feb-23
Bikaner	27017	325	27342
Deesa	-	-	0
Sri Ganganagar	867	40	907
Jodhpur	1445	0	1445
Nokha	-	-	-

Guar Gum Stock Position:			
Stocks	Demat	In-Process	Total
	17-Feb-23	17-Feb-23	17-Feb-23
Deesa	75	0	75
Bikaner	2746	99	2845
Jodhpur	15387	0	15387
Nokha	1238	0	1238
Sri Ganganagar	20	0	20

Churi and Korma Prices:		18-Feb-23
Commodity	Centre	Rs. /75 kg.
Churi	Jodhpur	2200
Korma	Jodhpur	2925

Guar seed EDD:					
	10-Mar-23	10-Apr-23	10-May-23	10-Jun-23	10-Jul-23
Bikaner	199	190	60	60	248
Deesa	-	-	-	-	-
Sri Ganganagar	-	-	-	-	70



Jodhpur	-	-	-	-	30
Nokha	-	-	-	-	-

Guar Gum EDD:					
	10-Mar-23	10-Apr-23	10-May-23	10-Jun-23	10-Jul-23
Deesa	-	-	-	-	-
Bikaner	30	70	60	190	624
Jodhpur	69	104	189	1283	875
Nokha	20	20	50	90	60
Sri Ganganagar	-	-	-	-	-

Guar Seed Prices at Key Spot Markets:					
Commodity	District	Centre	Prices (Rs/Qtl)		Change
Guar Seed			18-Feb-23	17-Feb-23	
Rajasthan	Jodhpur	Jodhpur (Loose)	Closed	5725	-
		Jodhpur (Delivery)	Closed	6011	-
	Sri-Ganganagar	Sri-Ganganagar (Loose)	5670	5650	20
		Sri-Ganganagar (Delivery)	5820	5800	20
		Rawla (Loose)	5550	5550	Unch
		Gharsana (Loose)	5550	5550	Unch
		Raisinghnagar (Loose)	5610	5635	-25
	Bikaner	Bikaner (Loose)	5700	5700	Unch
		Bikaner (Delivery)	5985	5985	Unch
		Nokha(Loose)	5500	5600	-100
		Nokha (Delivery)	5775	5880	-105
		Khajuwala (Loose)	Closed	NR	-
		Khajuwala (Delivery)	Closed	NR	-
		Lunkaransar (Loose)	5880	5933	-52.5
	Hanumangarh	Hanumangarh (Loose)	5650	5600	50
		Hanumangarh (Delivery)	5933	5880	53
		Nohar (Loose)	NA	NA	-
		Pilibanga (Loose)	5500	5500	Unch



	Nagaur	Nagaur (Loose)	5700	5700	Unch
	Churu	Churu (Delivery)	NR	5725	-
	Alwar	Alwar (Loose)	NR	5525	-
Haryana	Hisar	Adampur (Loose)	5675	5750	-75
		Adampur (Delivery)	5959	6038	-79
	Bhiwani	Bhiwani (Delivery)	Closed	5800	-
		Siwani (Loose)	Closed	5800	-
	Sirsa	Sirsa (Loose)	5620	5570	50
		Dhabwali (Loose)	5450	5410	40
		Dhabwali (Delivery)	5723	5681	42
		Ellanabad (Loose)	5590	5580	10
	Fatehabad	Fatehabad (Loose)	5500	5500	Unch
Gujarat	Banaskantha	Deesa (Loose)	NA	NA	-
	Patan	Patan (Loose)	Closed	5130	-
	Rajkot	Rajkot (Loose)	Closed	5665	-
	Jamnagar	Dhrol (Loose)	Closed	NA	-
Madhya Pradesh	Gwalior	Dabra (Loose)	NA	NA	-
Guar Gum					
Rajasthan	Jodhpur	Jodhpur	Closed	12700	-
	Alwar	Alwar	NR	12700	-
	Hanumangarh	Nohar	NA	NA	-
Haryana	Bhiwani	Bhiwani	Closed	12500	-
	Sirsa	Sirsa	12500	12500	Unch
		Dhabwali	12300	12300	Unch
		Ellanabad	12500	12500	Unch
	Fatehabad	Fatehabad	12500	12500	Unch

Guar Seed Arrivals in Key Centers					
Commodity	District	Centre	Arrivals (Quintals)		Change
Guar Seed			18-Feb-23	17-Feb-23	
Rajasthan	Jodhpur	Jodhpur	Closed	NA	-
	Sri-Ganganagar	Sri-Ganganagar	200	100	100
		Rawla	NA	NA	-
		Gharsana	NA	NA	-
		Raisinghnagar	75	100	-25
	Bikaner	Bikaner	500	800	-300
		Nokha	150	300	-150
		Khajuwala	Closed	NR	-
		Lunkaransar	350	600	-250

	Hanumangarh	Hanumangarh	50	70	-20
		Nohar	NA	NA	-
		Pilibanga	40	40	Unch
	Nagaur	Nagaur	NA	NA	-
	Churu	Churu	NR	100	-
	Alwar	Alwar	NR	NA	-
Haryana	Hisar	Adampur	1500	2000	-500
	Bhiwani	Bhiwani	Closed	300	-
		Siwani	Closed	400	-
	Sirsa	Sirsa	500	750	-250
		Dhabwali	50	50	Unch
		Ellanabad	125	300	-175
	Fatehabad	Fatehabad	NA	NA	-
Gujarat	Banaskantha	Deesa	NA	NA	-
	Patan	Patan	Closed	14	-
	Rajkot	Rajkot	Closed	100	-
	Jamnagar	Dhrol	Closed	NA	-
Madhya Pradesh	Gwalior	Dabra	NA	NA	-
Total Arrivals/Above Markets			3540	6024	-2484

Disclaimer

The information and opinions contained in the document have been compiled from sources believed to be reliable. The company does not warrant its accuracy, completeness and correctness. Use of data and information contained in this report is at your own risk. This document is not, and should not be construed as, an offer to sell or solicitation to buy any commodities. This document may not be reproduced, distributed or published, in whole or in part, by any recipient hereof for any purpose without prior permission from the Company. IASL and its affiliates and/or their officers, directors and employees may have positions in any commodities mentioned in this document (or in any related investment) and may from time to time add to or dispose of any such commodities (or investment). Please see the detailed disclaimer at <http://www.agriwatch.com/Disclaimer.asp> © 2023 Indian Agribusiness Systems Limited