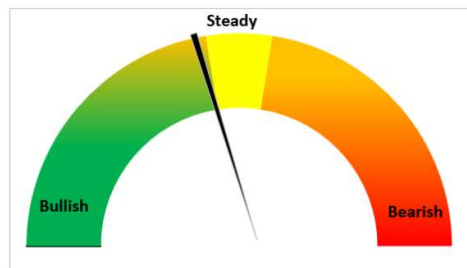


#### Today's Update

Today, the Guar seed Jodhpur delivery prices remained steady at INR 6,011 as compared the previous day. However, in other cash markets, Guar seed traded with *mixed* sentiments.

In Rajasthan, the arrivals went up to 3,040 qtl. Vs 1,365 qtl. previous day. While in Haryana too, the arrivals went up to 3,450 qtl. Vs 2,175 qtl. previous day.

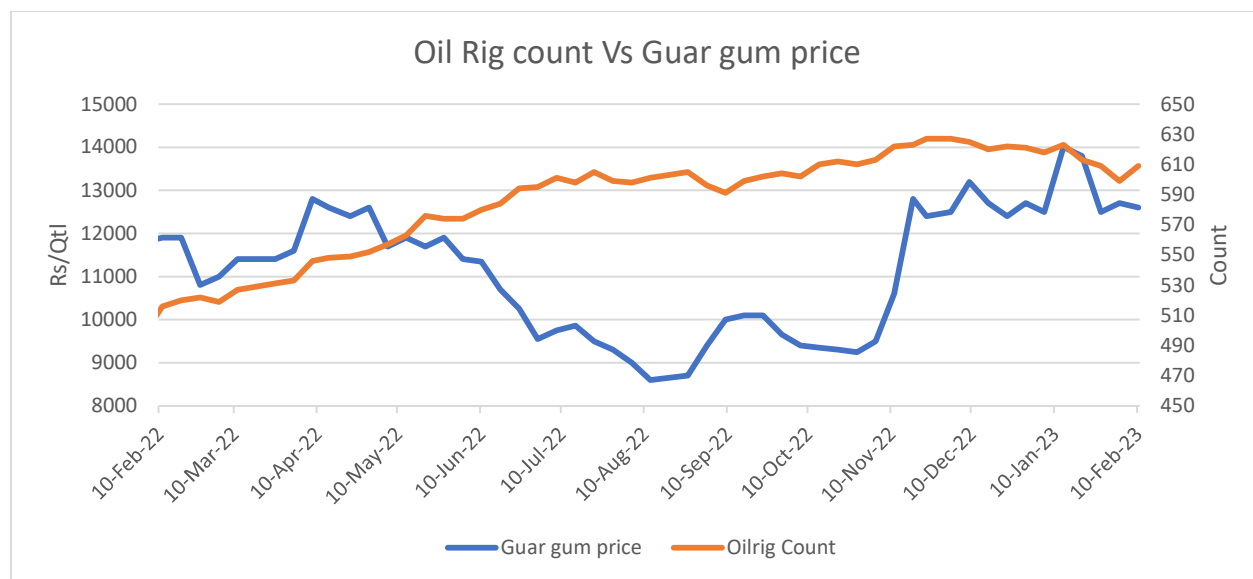


Jodhpur Guar seed delivery prices are expected to trade in the range of Rs. 5,500-6,200/Qtl. in near term amid the firm sentiments in the market.

Month till date, Guar seed Jodhpur delivery prices went up by 29% at Rs. 6,011/qtl. as compared to October month closing at Rs. 4,673/qtl. While, the Guar gum prices went up by 38% at Rs. 12,700/qtl. as compared to October month closing at Rs. 9,200/qtl.

#### Oilrig Count Vs Guar gum Prices

As on 10<sup>th</sup> Feb '2023, as per data released by Baker Hughes, the number of oilrigs in USA increased by 10 to 609 as compared to the previous week at 599.




#### WTI Crude Oil

WTI Crude oil 17th Feb '23	% Change
17th Feb '23	-1.91%
1 Week	-4.19%
Month till date	-3.84%


#### Guar Split Exports

India's guar split exports decreased in the month of Jan '2023 by 32% to 3,711 tonnes compared to 5,440 tonnes previous month at an average FoB of US \$1,936 per tonne in the month of Jan '23 compared to US \$1,609 per tonne previous month. However, the guar split shipments gone down by 8% in Jan '23 compared to the same period last year. Of the total exported quantity, around 3,000 tonnes bought by China, US 630 tonnes and Switzerland 80 tonnes.

COUNTRIES	JAN '23	DEC'22	CHANGE
CHINA	3000	3400	-12%
USA 	631	1520	-58%
GERMANY	80	220	-64%
OTHER	0	300	-100%
<b>TOTAL</b>	<b>3711</b>	<b>5440</b>	<b>-32%</b>

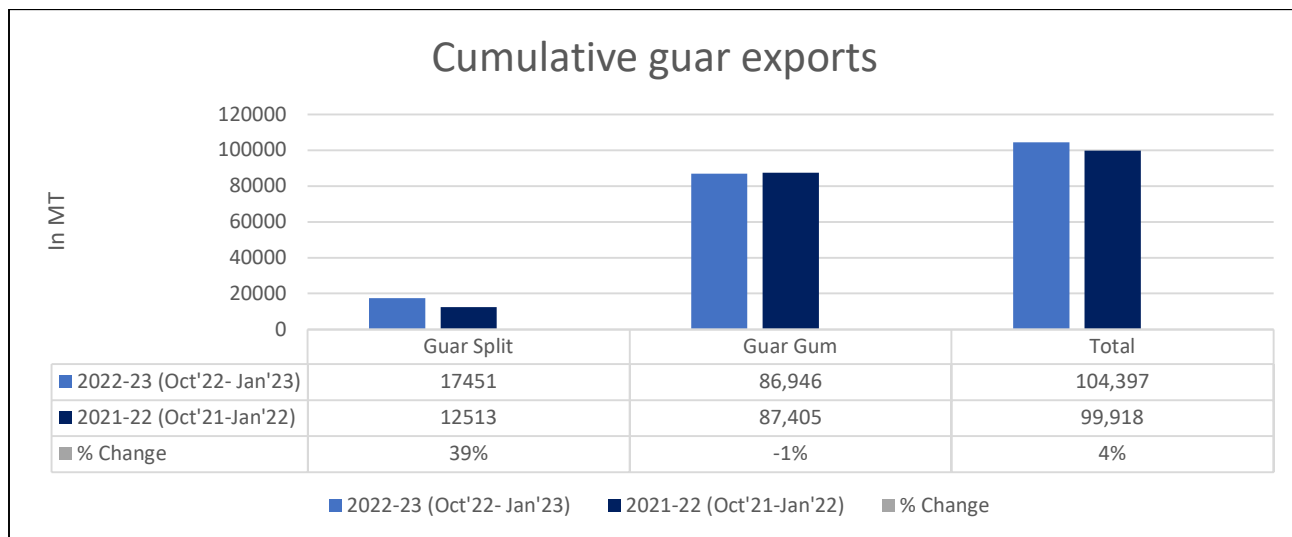
#### Guar Gum Exports

India's guar gum exports decreased in the month of January 2023 by 8% to 21,326 tonnes compared to 23,136 tonnes during previous month at an average FoB of US \$1482 per tonne in the month of Jan '2023 as compared to US \$1312 per tonne previous month. Further, the gum shipments were marginally down by 0.2% in Jan '2023 as compared to the corresponding year. Out of the total exported quantity, around 7,428 tonnes bought by USA, Russia 3,897 tonnes, Germany 1,458 tonnes, China 1,217 tonnes, Australia 1,005 tonnes and Italy 770 tonnes.

COUNTRIES	DEC' 22	JAN' 23	CHANGE
USA	10734	7428	-31%
RUSSIA	2412	3897	62%
GERMANY 	2365	1458	-38%
CHINA	658	1217	85%
UK	561	335	-40%
TURKEY	467	95	-80%
ITALY	464	770	66%
CANADA	436	435	0%
BRAZIL	392	281	-28%
ALGERIA	370	326	-12%
OTHERS	4276	5084	19%
<b>TOTAL</b>	<b>23136</b>	<b>21326</b>	<b>-8%</b>

**Total Cumulative Guar Exports:** In the Oct'22-Jan'23 period, the total cumulative guar exports went up by 4% to 10.4 Lakh tonnes as compared to 0.99 Lakh tonnes previous year same period. While the cumulative guar split exports increased by 39%, but the guar gum exports went down by 1% in the period concerned.

Attributes	2022-23 (Oct'22- Jan'23)	2021-22 (Oct'21-Jan'22)	% Change
Guar Split	17451	12513	39%
Guar Gum	86,946	87,405	-1%
<b>Total</b>	<b>104,397</b>	<b>99,918</b>	<b>4%</b>



### NCDEX Futures Market

#### NCDEX-FUTURES MARKET – Guar Seed

Contract	% chg	Open	High	Low	Close	Volume	Change	OI	Change
Feb-23	+1.05	5,728	5,839	5,727	5,782	6,150	-7485	2370	-3405
Mar-23	+0.59	5,789	5,834	5,780	5,814	23,285	-24435	79015	1385

#### NCDEX-FUTURES MARKET- Guar Gum

Contract	% chg	Open	High	Low	Close	Volume	Change	OI	Change
Feb-23	+1.30	12010	12135	12010	12120	3450	-2115	620	-2130
Mar-23	+1.22	12120	12270	12087	12240	11095	-6640	48350	1705



Guar seed Stock Position:			
Stocks	Demat	In-Process	Total
	19-Feb-23	19-Feb-23	19-Feb-23
Bikaner	27148	525	27673
Deesa	-	-	0
Sri Ganganagar	867	40	907
Jodhpur	1445	0	1445
Nokha	-	-	-

Guar Gum Stock Position:			
Stocks	Demat	In-Process	Total
	19-Feb-23	19-Feb-23	19-Feb-23
Deesa	75	0	75
Bikaner	2845	50	2895
Jodhpur	15387	0	15387
Nokha	1238	0	1238
Sri Ganganagar	20	0	20

Churi and Korma Prices:		20-Feb-23
Commodity	Centre	Rs. /75 kg.
Churi	Jodhpur	2200
Korma	Jodhpur	2925

Guar seed EDD:					
	10-Mar-23	10-Apr-23	10-May-23	10-Jun-23	10-Jul-23
Bikaner	199	190	60	60	248
Deesa	-	-	-	-	-
Sri Ganganagar	-	-	-	-	70

Jodhpur	-	-	-	-	30
Nokha	-	-	-	-	-

Guar Gum EDD:					
	10-Mar-23	10-Apr-23	10-May-23	10-Jun-23	10-Jul-23
Deesa	-	-	-	-	-
Bikaner	30	70	60	190	624
Jodhpur	69	104	189	1283	875
Nokha	20	20	50	90	60
Sri Ganganagar	-	-	-	-	-

Guar Seed Prices at Key Spot Markets:					
Commodity	District	Centre	Prices (Rs/Qtl)		Change
Guar Seed			20-Feb-23	18-Feb-23	
Rajasthan	Jodhpur	Jodhpur (Loose)	5625	Closed	-
		Jodhpur (Delivery)	5906	Closed	-
	Sri-Ganganagar	Sri-Ganganagar (Loose)	Closed	5670	-
		Sri-Ganganagar (Delivery)	Closed	5820	-
		Rawla (Loose)	5550	5550	Unch
		Gharsana (Loose)	5550	5550	Unch
		Raisinghnagar (Loose)	5600	5610	-10
	Bikaner	Bikaner (Loose)	5700	5700	Unch
		Bikaner (Delivery)	5985	5985	Unch
		Nokha(Loose)	5600	5500	100
		Nokha (Delivery)	5880	5775	105
		Khajuwala (Loose)	5700	Closed	-
		Khajuwala (Delivery)	5985	Closed	-
		Lunkaransar (Loose)	5933	5880	53
	Hanumangarh	Hanumangarh (Loose)	5700	5650	50
		Hanumangarh (Delivery)	5985	5933	53
		Nohar (Loose)	NA	NA	-
		Pilibanga (Loose)	5500	5500	Unch



	Nagaur	Nagaur (Loose)	NA	5700	-
	Churu	Churu (Delivery)	NR	NR	-
	Alwar	Alwar (Loose)	NR	NR	-
Haryana	Hisar	Adampur (Loose)	5650	5675	-25
		Adampur (Delivery)	5933	5959	-26
	Bhiwani	Bhiwani (Delivery)	5650	Closed	-
		Siwani (Loose)	5700	Closed	-
	Sirsa	Sirsa (Loose)	5550	5620	-70
		Dhabwali (Loose)	5595	5450	145
		Dhabwali (Delivery)	5875	5723	152
		Ellanabad (Loose)	5480	5590	-110
	Fatehabad	Fatehabad (Loose)	5500	5500	Unch
Gujarat	Banaskantha	Deesa (Loose)	NA	NA	-
	Patan	Patan (Loose)	NA	Closed	-
	Rajkot	Rajkot (Loose)	5615	Closed	-
	Jamnagar	Dhrol (Loose)	NA	Closed	-
Madhya Pradesh	Gwalior	Dabra (Loose)	5000	NA	-
Guar Gum					
Rajasthan	Jodhpur	Jodhpur	12500	Closed	-
	Alwar	Alwar	NR	NR	-
	Hanumangarh	Nohar	NA	NA	-
Haryana	Bhiwani	Bhiwani	11650	Closed	-
	Sirsa	Sirsa	12300	12500	-200
		Dhabwali	12300	12300	Unch
		Ellanabad	12300	12500	-200
	Fatehabad	Fatehabad	12400	12500	-100

Guar Seed Arrivals in Key Centers					
Commodity	District	Centre	Arrivals (Quintals)		Change
Guar Seed			20-Feb-23	18-Feb-23	
Rajasthan	Jodhpur	Jodhpur	NA	Closed	-
	Sri-Ganganagar	Sri-Ganganagar	Closed	200	-
		Rawla	NA	NA	-
		Gharsana	NA	NA	-
		Raisinghnagar	200	75	125
	Bikaner	Bikaner	1500	500	1000
		Nokha	300	150	150
		Khajuwala	100	Closed	-
		Lunkaransar	800	350	450

	<b>Hanumangarh</b>	Hanumangarh	100	50	50
		Nohar	NA	NA	-
		Pilibanga	40	40	Unch
	<b>Nagaur</b>	Nagaur	NA	NA	-
	<b>Churu</b>	Churu	NR	NR	-
	<b>Alwar</b>	Alwar	NR	NR	-
<b>Haryana</b>	<b>Hisar</b>	Adampur	1200	1500	-300
	<b>Bhiwani</b>	Bhiwani	200	Closed	-
		Siwani	800	Closed	-
	<b>Sirsa</b>	Sirsa	1000	500	500
		Dhabwali	50	50	Unch
		Ellanabad	200	125	75
	<b>Fatehabad</b>	Fatehabad	NA	NA	-
<b>Gujarat</b>	<b>Banaskantha</b>	Deesa	NA	NA	-
	<b>Patan</b>	Patan	NA	Closed	-
	<b>Rajkot</b>	Rajkot	40	Closed	-
	<b>Jamnagar</b>	Dhrol	NA	Closed	-
<b>Madhya Pradesh</b>	<b>Gwalior</b>	Dabra	NA	NA	-
<b>Total Arrivals/Above Markets</b>			<b>6530</b>	<b>3540</b>	<b>2990</b>

**Disclaimer**

The information and opinions contained in the document have been compiled from sources believed to be reliable. The company does not warrant its accuracy, completeness and correctness. Use of data and information contained in this report is at your own risk. This document is not, and should not be construed as, an offer to sell or solicitation to buy any commodities. This document may not be reproduced, distributed or published, in whole or in part, by any recipient hereof for any purpose without prior permission from the Company. IASL and its affiliates and/or their officers, directors and employees may have positions in any commodities mentioned in this document (or in any related investment) and may from time to time add to or dispose of any such commodities (or investment). Please see the detailed disclaimer at <http://www.agriwatch.com/Disclaimer.asp> © 2023 Indian Agribusiness Systems Limited