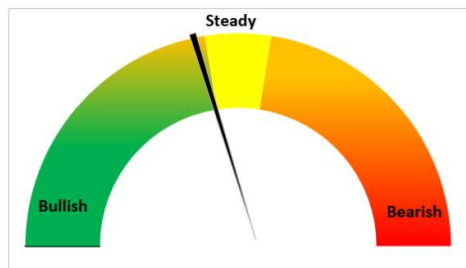


Today's Update

Today, the Guar seed Jodhpur delivery prices went up by 1.8% at INR 6,011 as compared to INR 5,906 previous day. However, in other cash markets, Guar seed traded with *mixed* sentiments.

In Rajasthan, the arrivals went down to 2,740 qtl. Vs 3,040 qtl. previous day. While in Haryana too, the arrivals went down to 3,350 qtl. Vs 3,450 qtl. previous day.

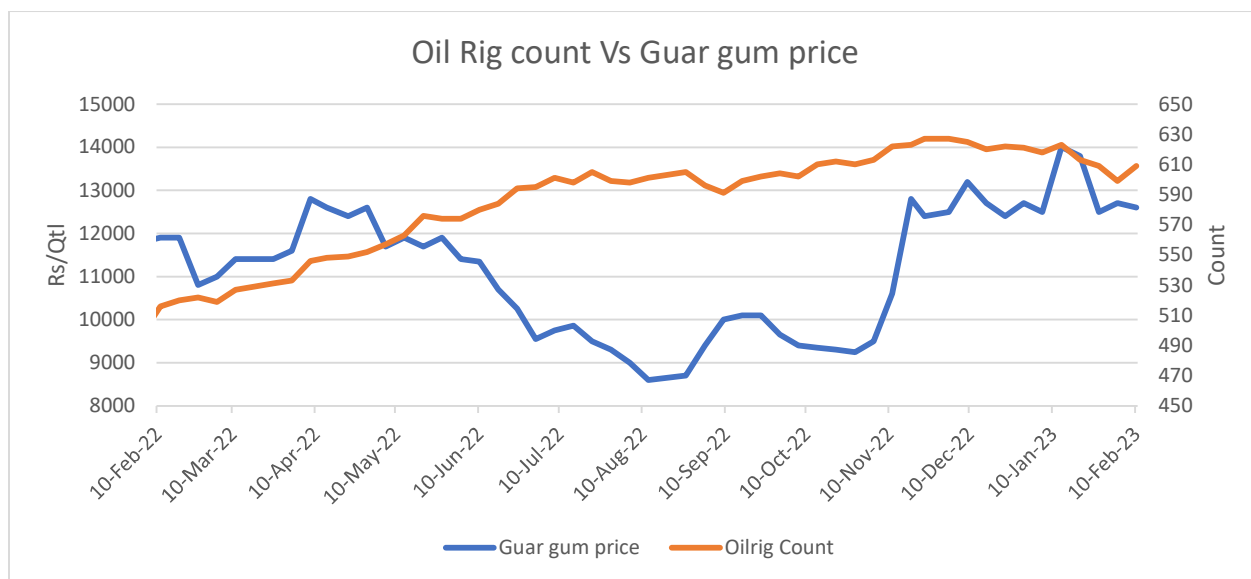


Jodhpur Guar seed delivery prices are expected to trade in the range of Rs. 5,500-6,200/Qtl. in near term amid the firm sentiments in the market.

Month till date, Guar seed Jodhpur delivery prices went up by 29% at Rs. 6,011/qtl. as compared to October month closing at Rs. 4,673/qtl. While, the Guar gum prices went up by 41% at Rs. 13,000/qtl. as compared to October month closing at Rs. 9,200/qtl.

Oilrig Count Vs Guar gum Prices

As on 10th Feb '2023, as per data released by Baker Hughes, the number of oilrigs in USA increased by 10 to 609 as compared to the previous week at 599.




WTI Crude Oil

WTI Crude oil 17th Feb '23	% Change
17th Feb '23	-1.91%
1 Week	-4.19%
Month till date	-3.84%


Guar Split Exports

India's guar split exports decreased in the month of Jan '2023 by 32% to 3,711 tonnes compared to 5,440 tonnes previous month at an average FoB of US \$1,936 per tonne in the month of Jan '23 compared to US \$1,609 per tonne previous month. However, the guar split shipments gone down by 8% in Jan '23 compared to the same period last year. Of the total exported quantity, around 3,000 tonnes bought by China, US 630 tonnes and Switzerland 80 tonnes.

COUNTRIES	JAN '23	DEC'22	CHANGE
CHINA	3000	3400	-12%
USA 	631	1520	-58%
GERMANY	80	220	-64%
OTHER	0	300	-100%
TOTAL	3711	5440	-32%

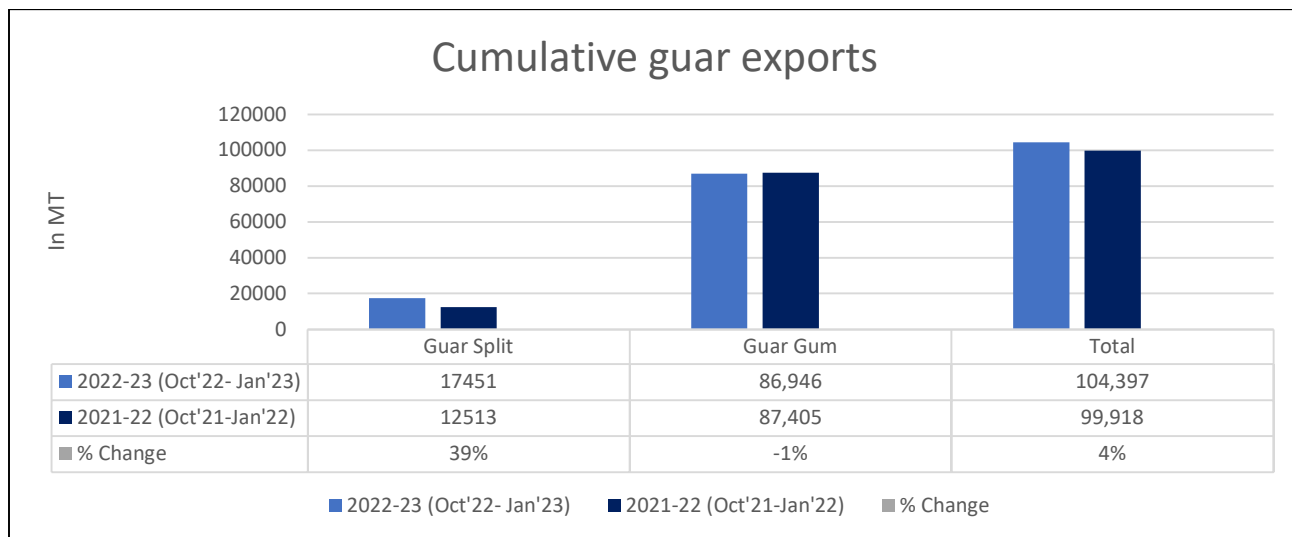
Guar Gum Exports

India's guar gum exports decreased in the month of January 2023 by 8% to 21,326 tonnes compared to 23,136 tonnes during previous month at an average FoB of US \$1482 per tonne in the month of Jan '2023 as compared to US \$1312 per tonne previous month. Further, the gum shipments were marginally down by 0.2% in Jan '2023 as compared to the corresponding year. Out of the total exported quantity, around 7,428 tonnes bought by USA, Russia 3,897 tonnes, Germany 1,458 tonnes, China 1,217 tonnes, Australia 1,005 tonnes and Italy 770 tonnes.

COUNTRIES	DEC' 22	JAN' 23	CHANGE
USA	10734	7428	-31%
RUSSIA	2412	3897	62%
GERMANY 	2365	1458	-38%
CHINA	658	1217	85%
UK	561	335	-40%
TURKEY	467	95	-80%
ITALY	464	770	66%
CANADA	436	435	0%
BRAZIL	392	281	-28%
ALGERIA	370	326	-12%
OTHERS	4276	5084	19%
TOTAL	23136	21326	-8%

Total Cumulative Guar Exports: In the Oct'22-Jan'23 period, the total cumulative guar exports went up by 4% to 10.4 Lakh tonnes as compared to 0.99 Lakh tonnes previous year same period. While the cumulative guar split exports increased by 39%, but the guar gum exports went down by 1% in the period concerned.

Attributes	2022-23 (Oct'22- Jan'23)	2021-22 (Oct'21-Jan'22)	% Change
Guar Split	17451	12513	39%
Guar Gum	86,946	87,405	-1%
Total	104,397	99,918	4%



NCDEX Futures Market

NCDEX-FUTURES MARKET – Guar Seed									
Contract	% chg	Open	High	Low	Close	Volume	Change	OI	Change
Feb-23	-0.39	5,959	5,975	5,888	5,907	22,090	-2975	74895	-2570
Mar-23	-0.58	6,005	6,036	5,950	5,960	4,380	1555	7370	2640

NCDEX-FUTURES MARKET- Guar Gum									
Contract	% chg	Open	High	Low	Close	Volume	Change	OI	Change
Feb-23	-0.91	12670	12690	12410	12470	8080	-3470	45910	-1490
Mar-23	-0.74	12756	12815	12552	12623	2355	-155	5020	1385



Guar seed Stock Position:			
Stocks	Demat	In-Process	Total
	20-Feb-23	20-Feb-23	20-Feb-23
Bikaner	27148	525	27673
Deesa	-	-	0
Sri Ganganagar	867	40	907
Jodhpur	1445	0	1445
Nokha	-	-	-

Guar Gum Stock Position:			
Stocks	Demat	In-Process	Total
	20-Feb-23	20-Feb-23	20-Feb-23
Deesa	75	0	75
Bikaner	2845	50	2895
Jodhpur	15387	0	15387
Nokha	1238	0	1238
Sri Ganganagar	20	0	20

Churi and Korma Prices:		21-Feb-23
Commodity	Centre	Rs. /75 kg.
Churi	Jodhpur	2200
Korma	Jodhpur	2925

Guar seed EDD:					
	10-Mar-23	10-Apr-23	10-May-23	10-Jun-23	10-Jul-23
Bikaner	199	190	60	60	248
Deesa	-	-	-	-	-
Sri Ganganagar	-	-	-	-	70

Jodhpur	-	-	-	-	30
Nokha	-	-	-	-	-

Guar Gum EDD:					
	10-Mar-23	10-Apr-23	10-May-23	10-Jun-23	10-Jul-23
Deesa	-	-	-	-	-
Bikaner	30	70	60	190	624
Jodhpur	69	104	189	1283	875
Nokha	20	20	50	90	60
Sri Ganganagar	-	-	-	-	-

Guar Seed Prices at Key Spot Markets:					
Commodity	District	Centre	Prices (Rs/Qtl)		Change
Guar Seed			21-Feb-23	20-Feb-23	
Rajasthan	Jodhpur	Jodhpur (Loose)	5725	5625	100
		Jodhpur (Delivery)	6011	5906	105
	Sri-Ganganagar	Sri-Ganganagar (Loose)	5700	Closed	-
		Sri-Ganganagar (Delivery)	5850	Closed	-
		Rawla (Loose)	5500	5550	-50
		Gharsana (Loose)	5500	5550	-50
		Raisinghnagar (Loose)	5550	5600	-50
	Bikaner	Bikaner (Loose)	5700	5700	Unch
		Bikaner (Delivery)	5985	5985	Unch
		Nokha (Loose)	5600	5600	Unch
		Nokha (Delivery)	5880	5880	Unch
		Khajuwala (Loose)	5750	5700	50
		Khajuwala (Delivery)	6038	5985	53
		Lunkaransar (Loose)	5985	5933	53
	Hanumangarh	Hanumangarh (Loose)	5600	5700	-100
		Hanumangarh (Delivery)	5880	5985	-105
		Nohar (Loose)	NA	NA	-
		Pilibanga (Loose)	5500	5500	Unch



	Nagaur	Nagaur (Loose)	NA	NA	-
	Churu	Churu (Delivery)	5500	NR	-
	Alwar	Alwar (Loose)	5500	NR	-
Haryana	Hisar	Adampur (Loose)	5650	5650	Unch
		Adampur (Delivery)	5933	5933	Unch
	Bhiwani	Bhiwani (Delivery)	5800	5650	150
		Siwani (Loose)	5850	5700	150
	Sirsa	Sirsa (Loose)	5650	5550	100
		Dhabwali (Loose)	5600	5595	5
		Dhabwali (Delivery)	5880	5875	5
		Ellanabad (Loose)	5600	5480	120
	Fatehabad	Fatehabad (Loose)	5500	5500	Unch
Gujarat	Banaskantha	Deesa (Loose)	NA	NA	-
	Patan	Patan (Loose)	NA	5455	-
	Rajkot	Rajkot (Loose)	5675	5615	60
	Jamnagar	Dhrol (Loose)	NA	NA	-
Madhya Pradesh	Gwalior	Dabra (Loose)	5000	5000	Unch
Guar Gum					
Rajasthan	Jodhpur	Jodhpur	13000	12500	500
	Alwar	Alwar	12600	NR	-
	Hanumangarh	Nohar	NA	NA	-
Haryana	Bhiwani	Bhiwani	12000	11650	350
	Sirsa	Sirsa	12600	12300	300
		Dhabwali	12600	12300	300
		Ellanabad	12600	12300	300
	Fatehabad	Fatehabad	12600	12400	200

Guar Seed Arrivals in Key Centers					
Commodity	District	Centre	Arrivals (Quintals)		Change
Guar Seed			21-Feb-23	20-Feb-23	
Rajasthan	Jodhpur	Jodhpur	NA	NA	-
	Sri-Ganganagar	Sri-Ganganagar	300	Closed	-
		Rawla	NA	NA	-
		Gharsana	NA	NA	-
		Raisinghnagar	100	200	-100
	Bikaner	Bikaner	800	1500	-700
		Nokha	250	300	-50
		Khajuwala	50	100	-50
		Lunkaransar	1000	800	200

	Hanumangarh	Hanumangarh	100	100	Unch
		Nohar	NA	NA	-
		Pilibanga	40	40	Unch
	Nagaur	Nagaur	NA	NA	-
	Churu	Churu	100	NR	-
	Alwar	Alwar	NA	NR	-
Haryana	Hisar	Adampur	1200	1200	Unch
	Bhiwani	Bhiwani	250	200	50
		Siwani	700	800	-100
	Sirsa	Sirsa	750	1000	-250
		Dhabwali	100	50	50
		Ellanabad	300	200	100
	Fatehabad	Fatehabad	50	NA	-
Gujarat	Banaskantha	Deesa	NA	NA	-
	Patan	Patan	0	5	-5
	Rajkot	Rajkot	15	40	-25
	Jamnagar	Dhrol	NA	NA	-
Madhya Pradesh	Gwalior	Dabra	NA	NA	-
Total Arrivals/Above Markets			6105	6535	-430

Disclaimer

The information and opinions contained in the document have been compiled from sources believed to be reliable. The company does not warrant its accuracy, completeness and correctness. Use of data and information contained in this report is at your own risk. This document is not, and should not be construed as, an offer to sell or solicitation to buy any commodities. This document may not be reproduced, distributed or published, in whole or in part, by any recipient hereof for any purpose without prior permission from the Company. IASL and its affiliates and/or their officers, directors and employees may have positions in any commodities mentioned in this document (or in any related investment) and may from time to time add to or dispose of any such commodities (or investment). Please see the detailed disclaimer at <http://www.agriwatch.com/Disclaimer.asp> © 2023 Indian Agribusiness Systems Limited