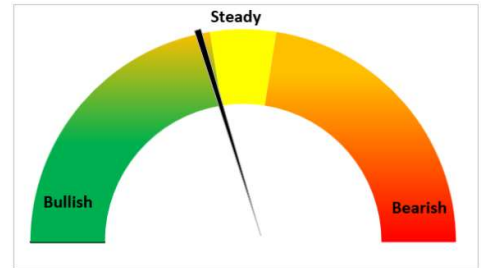


Today's Update

Today, the Guar seed Jodhpur delivery prices went up by 1.8% at INR 6,090 as compared to INR 5,985 previous day. However, in other cash markets, Guar seed traded with *bearish* sentiments.

In Rajasthan, the arrivals went up to 2,535 qtl. Vs 2,190 qtl. previous day. While in Haryana too, the arrivals went up to 3,650 qtl. Vs 3,400 qtl. previous day.

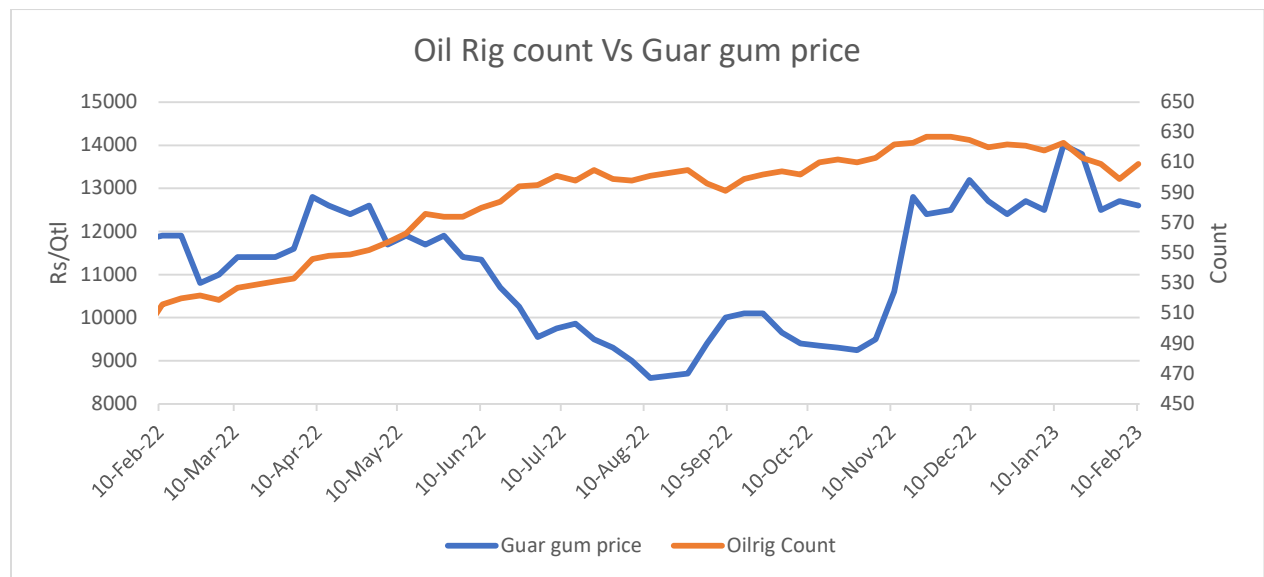


Jodhpur Guar seed delivery prices are expected to trade in the range of Rs. 5,400-6,200/Qtl. in near term amid the steady sentiments in the market.

Month till date, Guar seed Jodhpur delivery prices went up by 30% at Rs. 6,090/qtl. as compared to October month closing at Rs. 4,673/qtl. While, the Guar gum prices went up by 35% at Rs. 12,400/qtl. as compared to October month closing at Rs. 9,200/qtl.

Oilrig Count Vs Guar gum Prices

As on 10th Feb '2023, as per data released by Baker Hughes, the number of oilrigs in USA increased by 10 to 609 as compared to the previous week at 599.




WTI Crude Oil

WTI Crude oil 23rd Feb '23	% Change
23rd Feb '23	1.16%
1 Week	-2.08%
Month till date	-6.73%


Guar Split Exports

India's guar split exports decreased in the month of Jan '2023 by 32% to 3,711 tonnes compared to 5,440 tonnes previous month at an average FoB of US \$1,936 per tonne in the month of Jan '23 compared to US \$1,609 per tonne previous month. However, the guar split shipments gone down by 8% in Jan '23 compared to the same period last year. Of the total exported quantity, around 3,000 tonnes bought by China, US 630 tonnes and Switzerland 80 tonnes.

COUNTRIES	JAN '23	DEC'22	CHANGE
CHINA	3000	3400	-12%
USA 	631	1520	-58%
GERMANY	80	220	-64%
OTHER	0	300	-100%
TOTAL	3711	5440	-32%

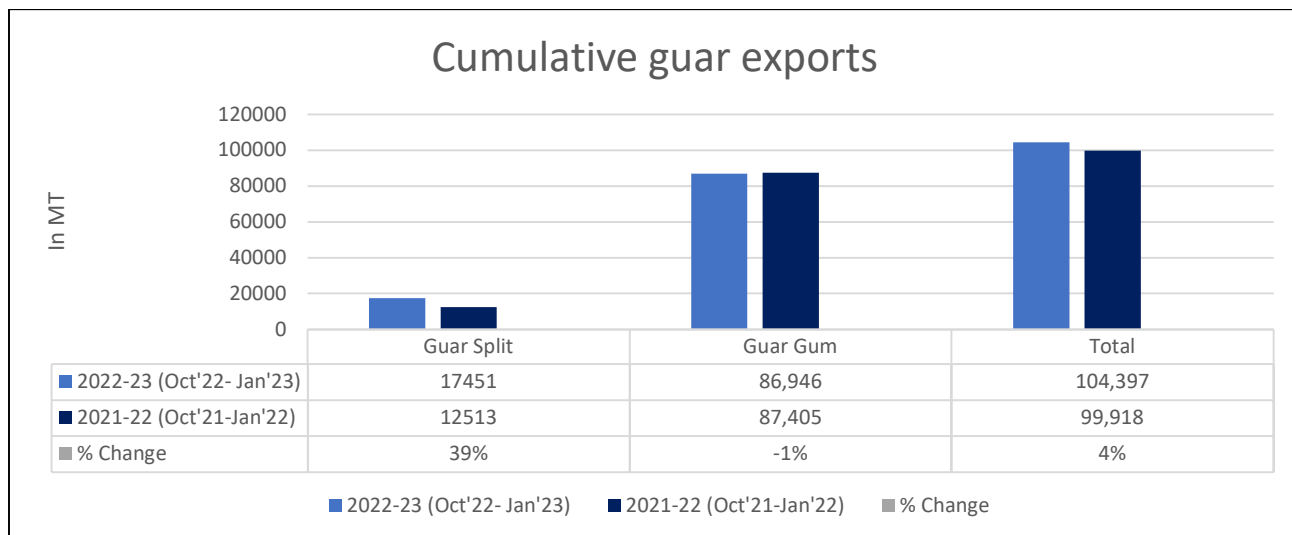
Guar Gum Exports

India's guar gum exports decreased in the month of January 2023 by 8% to 21,326 tonnes compared to 23,136 tonnes during previous month at an average FoB of US \$1482 per tonne in the month of Jan '2023 as compared to US \$1312 per tonne previous month. Further, the gum shipments were marginally down by 0.2% in Jan '2023 as compared to the corresponding year. Out of the total exported quantity, around 7,428 tonnes bought by USA, Russia 3,897 tonnes, Germany 1,458 tonnes, China 1,217 tonnes, Australia 1,005 tonnes and Italy 770 tonnes.

COUNTRIES	DEC' 22	JAN' 23	CHANGE
USA	10734	7428	-31%
RUSSIA	2412	3897	62%
GERMANY 	2365	1458	-38%
CHINA	658	1217	85%
UK	561	335	-40%
TURKEY	467	95	-80%
ITALY	464	770	66%
CANADA	436	435	0%
BRAZIL	392	281	-28%
ALGERIA	370	326	-12%
OTHERS	4276	5084	19%
TOTAL	23136	21326	-8%

Total Cumulative Guar Exports: In the Oct'22-Jan'23 period, the total cumulative guar exports went up by 4% to 10.4 Lakh tonnes as compared to 0.99 Lakh tonnes previous year same period. While the cumulative guar split exports increased by 39%, but the guar gum exports went down by 1% in the period concerned.

Attributes	2022-23 (Oct'22- Jan'23)	2021-22 (Oct'21-Jan'22)	% Change
Guar Split	17451	12513	39%
Guar Gum	86,946	87,405	-1%
Total	104,397	99,918	4%



NCDEX Futures Market

NCDEX-FUTURES MARKET – Guar Seed									
Contract	% chg	Open	High	Low	Close	Volume	Change	OI	Change
Mar-23	-3.07	5,840	5,849	5,627	5,680	42,250	19930	66785	-5575
Apr-23	-3.07	5,900	5,900	5,692	5,743	13,430	8890	15320	5465

NCDEX-FUTURES MARKET- Guar Gum									
Contract	% chg	Open	High	Low	Close	Volume	Change	OI	Change
Mar-23	-2.92	12345	12345	11867	12000	16890	9395	39460	-4905
Apr-23	-3.18	12460	12460	12018	12120	8260	5355	11880	5200



Guar seed Stock Position:			
Stocks	Demat	In-Process	Total
	22-Feb-23	22-Feb-23	22-Feb-23
Bikaner	27967	375	28342
Deesa	-	-	0
Sri Ganganagar	907	0	907
Jodhpur	1445	0	1445
Nokha	-	-	-

Guar Gum Stock Position:			
Stocks	Demat	In-Process	Total
	22-Feb-23	22-Feb-23	22-Feb-23
Deesa	75	0	75
Bikaner	2945	0	2945
Jodhpur	15386	0	15386
Nokha	1177	0	1177
Sri Ganganagar	20	0	20

Churi and Korma Prices:		23-Feb-23
Commodity	Centre	Rs. /75 kg.
Churi	Jodhpur	2200
Korma	Jodhpur	2925

Guar seed EDD:					
	10-Mar-23	10-Apr-23	10-May-23	10-Jun-23	10-Jul-23
Bikaner	199	190	60	60	248
Deesa	-	-	-	-	-
Sri Ganganagar	-	-	-	-	70

Jodhpur	-	-	-	-	30
Nokha	-	-	-	-	-

Guar Gum EDD:					
	10-Mar-23	10-Apr-23	10-May-23	10-Jun-23	10-Jul-23
Deesa	-	-	-	-	-
Bikaner	30	70	60	190	624
Jodhpur	69	104	189	1283	875
Nokha	20	-	50	90	60
Sri Ganganagar	-	-	-	-	-

Guar Seed Prices at Key Spot Markets:					
Commodity	District	Centre	Prices (Rs/Qtl)		Change
Guar Seed			23-Feb-23	22-Feb-23	
Rajasthan	Jodhpur	Jodhpur (Loose)	5800	5700	100
		Jodhpur (Delivery)	6090	5985	105
	Sri-Ganganagar	Sri-Ganganagar (Loose)	5570	5675	-105
		Sri-Ganganagar (Delivery)	5720	5825	-105
		Rawla (Loose)	5525	5500	25
		Gharsana (Loose)	5525	5500	25
		Raisinghnagar (Loose)	5500	5600	-100
	Bikaner	Bikaner (Loose)	5550	5600	-50
		Bikaner (Delivery)	5828	5880	-53
		Nokha (Loose)	5550	5600	-50
		Nokha (Delivery)	5828	5880	-53
		Khajuwala (Loose)	NR	5700	-
		Khajuwala (Delivery)	NR	5985	-
		Lunkaransar (Loose)	5828	5880	-53
	Hanumangarh	Hanumangarh (Loose)	5500	5600	-100
		Hanumangarh (Delivery)	5775	5880	-105
		Nohar (Loose)	NA	NA	-
		Pilibanga (Loose)	NA	5525	-



	Nagaur	Nagaur (Loose)	NA	NA	-
	Churu	Churu (Delivery)	5600	5750	-150
	Alwar	Alwar (Loose)	5300	5500	-200
Haryana	Hisar	Adampur (Loose)	5600	5650	-50
		Adampur (Delivery)	5880	5933	-53
	Bhiwani	Bhiwani (Delivery)	5650	5800	-150
		Siwani (Loose)	5600	5800	-200
	Sirsa	Sirsa (Loose)	5550	5650	-100
		Dhabwali (Loose)	5550	5650	-100
		Dhabwali (Delivery)	5828	5933	-105
		Ellanabad (Loose)	5600	5615	-15
	Fatehabad	Fatehabad (Loose)	5400	5600	-200
Gujarat	Banaskantha	Deesa (Loose)	NA	NA	-
	Patan	Patan (Loose)	5000	NA	-
	Rajkot	Rajkot (Loose)	NA	NA	-
	Jamnagar	Dhrol (Loose)	NA	NA	-
Madhya Pradesh	Gwalior	Dabra (Loose)	NA	NA	-
Guar Gum					
Rajasthan	Jodhpur	Jodhpur	12400	12700	-300
	Alwar	Alwar	12000	12500	-500
	Hanumangarh	Nohar	NA	NA	-
Haryana	Bhiwani	Bhiwani	12100	12650	-550
	Sirsa	Sirsa	12000	12600	-600
		Dhabwali	12300	12300	Unch
		Ellanabad	12000	12600	-600
	Fatehabad	Fatehabad	12400	12600	-200

Guar Seed Arrivals in Key Centers					
Commodity	District	Centre	Arrivals (Quintals)		Change
Guar Seed			23-Feb-23	22-Feb-23	
Rajasthan	Jodhpur	Jodhpur	NA	NA	-
	Sri-Ganganagar	Sri-Ganganagar	300	350	-50
		Rawla	NA	NA	-
		Gharsana	NA	NA	-
		Raisinghnagar	100	100	Unch
	Bikaner	Bikaner	800	500	300
		Nokha	300	300	Unch
		Khajuwala	NR	100	-
		Lunkaransar	1000	500	500

	Hanumangarh	Hanumangarh	35	100	-65
		Nohar	NA	NA	-
		Pilibanga	NA	40	-
	Nagaur	Nagaur	NA	NA	-
	Churu	Churu	NA	200	-
	Alwar	Alwar	NA	NA	-
Haryana	Hisar	Adampur	1500	1500	Unch
	Bhiwani	Bhiwani	100	100	Unch
		Siwani	800	400	400
	Sirsa	Sirsa	750	750	Unch
		Dhabwali	100	200	-100
		Ellanabad	400	400	Unch
	Fatehabad	Fatehabad	NA	50	-
Gujarat	Banaskantha	Deesa	NA	NA	-
	Patan	Patan	2	NA	-
	Rajkot	Rajkot	NA	NA	-
	Jamnagar	Dhrol	NA	NA	-
Madhya Pradesh	Gwalior	Dabra	NA	NA	-
Total Arrivals/Above Markets			6187	5590	597

Disclaimer

The information and opinions contained in the document have been compiled from sources believed to be reliable. The company does not warrant its accuracy, completeness and correctness. Use of data and information contained in this report is at your own risk. This document is not, and should not be construed as, an offer to sell or solicitation to buy any commodities. This document may not be reproduced, distributed or published, in whole or in part, by any recipient hereof for any purpose without prior permission from the Company. IASL and its affiliates and/or their officers, directors and employees may have positions in any commodities mentioned in this document (or in any related investment) and may from time to time add to or dispose of any such commodities (or investment). Please see the detailed disclaimer at <http://www.agriwatch.com/Disclaimer.asp> © 2023 Indian Agribusiness Systems Limited