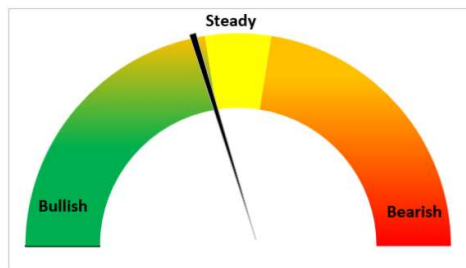


Today's Update

Today, the Guar seed Jodhpur delivery prices went down by 1.8% at INR 5,775 as compared to INR 5,880 previous day. While in other cash markets, Guar seed traded with *mixed* sentiments.

In Rajasthan, the arrivals went up to 3,325 qtl. Vs 2,560 qtl. previous day. While in Haryana too, the arrivals went up to 3,140 qtl. Vs 2,790 qtl. previous day.

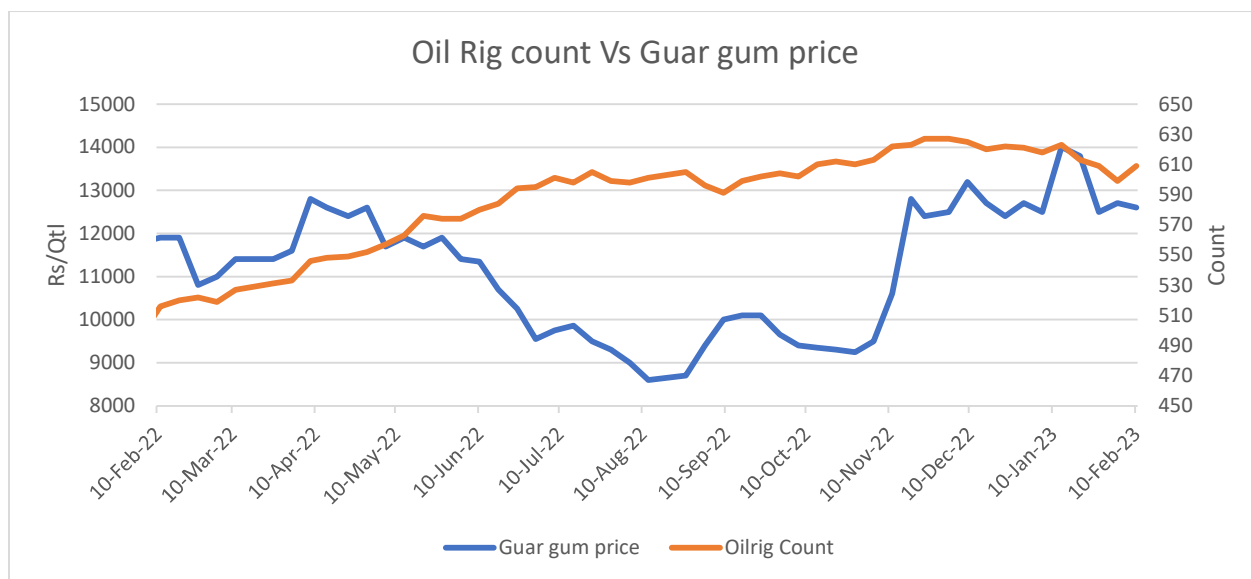


Jodhpur Guar seed delivery prices are expected to trade in the range of Rs. 5,400-6,000/Qtl. in near term amid the bearish sentiments in the market.

Month till date, Guar seed Jodhpur delivery prices went up by 26% at Rs. 5,775/qtl. as compared to October month closing at Rs. 4,673/qtl. While, the Guar gum prices went up by 32% at Rs. 12,200/qtl. as compared to October month closing at Rs. 9,200/qtl.

Oilrig Count Vs Guar gum Prices

As on 10th Feb '2023, as per data released by Baker Hughes, the number of oilrigs in USA increased by 10 to 609 as compared to the previous week at 599.




WTI Crude Oil

WTI Crude oil 23rd Feb '23	% Change
23rd Feb '23	1.16%
1 Week	-2.08%
Month till date	-6.73%


Guar Split Exports

India's guar split exports decreased in the month of Jan '2023 by 32% to 3,711 tonnes compared to 5,440 tonnes previous month at an average FoB of US \$1,936 per tonne in the month of Jan '23 compared to US \$1,609 per tonne previous month. However, the guar split shipments gone down by 8% in Jan '23 compared to the same period last year. Of the total exported quantity, around 3,000 tonnes bought by China, US 630 tonnes and Switzerland 80 tonnes.

COUNTRIES	JAN '23	DEC'22	CHANGE
CHINA	3000	3400	-12%
USA 	631	1520	-58%
GERMANY	80	220	-64%
OTHER	0	300	-100%
TOTAL	3711	5440	-32%

Guar Gum Exports

India's guar gum exports decreased in the month of January 2023 by 8% to 21,326 tonnes compared to 23,136 tonnes during previous month at an average FoB of US \$1482 per tonne in the month of Jan '2023 as compared to US \$1312 per tonne previous month. Further, the gum shipments were marginally down by 0.2% in Jan '2023 as compared to the corresponding year. Out of the total exported quantity, around 7,428 tonnes bought by USA, Russia 3,897 tonnes, Germany 1,458 tonnes, China 1,217 tonnes, Australia 1,005 tonnes and Italy 770 tonnes.

COUNTRIES	DEC' 22	JAN' 23	CHANGE
USA	10734	7428	-31%
RUSSIA	2412	3897	62%
GERMANY 	2365	1458	-38%
CHINA	658	1217	85%
UK	561	335	-40%
TURKEY	467	95	-80%
ITALY	464	770	66%
CANADA	436	435	0%
BRAZIL	392	281	-28%
ALGERIA	370	326	-12%
OTHERS	4276	5084	19%
TOTAL	23136	21326	-8%

Total Cumulative Guar Exports: In the Oct'22-Jan'23 period, the total cumulative guar exports went up by 4% to 10.4 Lakh tonnes as compared to 0.99 Lakh tonnes previous year same period. While the cumulative guar split exports increased by 39%, but the guar gum exports went down by 1% in the period concerned.

Attributes	2022-23 (Oct'22- Jan'23)	2021-22 (Oct'21-Jan'22)	% Change
Guar Split	17451	12513	39%
Guar Gum	86,946	87,405	-1%
Total	104,397	99,918	4%



Guar seed Stock Position:			
Stocks	Demat	In-Process	Total
	24-Feb-23	24-Feb-23	24-Feb-23
Bikaner	27967	375	28342
Deesa	-	-	0
Sri Ganganagar	907	0	907
Jodhpur	1445	0	1445
Nokha	-	-	-

Guar Gum Stock Position:			
Stocks	Demat	In-Process	Total
	24-Feb-23	24-Feb-23	24-Feb-23
Deesa	75	0	75
Bikaner	2945	0	2945
Jodhpur	15386	0	15386
Nokha	1177	0	1177
Sri Ganganagar	20	0	20

Churi and Korma Prices:		25-Feb-23
Commodity	Centre	Rs. /75 kg.
Churi	Jodhpur	2200
Korma	Jodhpur	2925

Guar seed EDD:					
	10-Mar-23	10-Apr-23	10-May-23	10-Jun-23	10-Jul-23
Bikaner	199	190	60	60	248
Deesa	-	-	-	-	-
Sri Ganganagar	-	-	-	-	70



Jodhpur	-	-	-	-	30
Nokha	-	-	-	-	-

Guar Gum EDD:					
	10-Mar-23	10-Apr-23	10-May-23	10-Jun-23	10-Jul-23
Deesa	-	-	-	-	-
Bikaner	30	70	60	190	624
Jodhpur	69	104	189	1283	875
Nokha	20	-	50	90	60
Sri Ganganagar	-	-	-	-	-

Guar Seed Prices at Key Spot Markets:					
Commodity	District	Centre	Prices (Rs/Qtl)		Change
Guar Seed			25-Feb-23	24-Feb-23	
Rajasthan	Jodhpur	Jodhpur (Loose)	5500	5600	-100
		Jodhpur (Delivery)	5775	5880	-105
	Sri-Ganganagar	Sri-Ganganagar (Loose)	5500	5475	25
		Sri-Ganganagar (Delivery)	5650	5625	25
		Rawla (Loose)	5550	5525	25
		Gharsana (Loose)	5550	5525	25
		Raisinghnagar (Loose)	5300	5350	-50
	Bikaner	Bikaner (Loose)	5550	5500	50
		Bikaner (Delivery)	5828	5775	53
		Nokha (Loose)	5450	5450	Unch
		Nokha (Delivery)	5723	5723	Unch
		Khajuwala (Loose)	NR	NR	-
		Khajuwala (Delivery)	NR	NR	-
		Lunkaransar (Loose)	5670	5723	-53
	Hanumangarh	Hanumangarh (Loose)	5450	5450	Unch
		Hanumangarh (Delivery)	5723	5723	Unch
		Nohar (Loose)	5540	NA	-
		Pilibanga (Loose)	5400	5500	-100



	Nagaur	Nagaur (Loose)	5500	NA	-
	Churu	Churu (Delivery)	5600	5600	Unch
	Alwar	Alwar (Loose)	5300	5300	Unch
Haryana	Hisar	Adampur (Loose)	5600	5600	Unch
		Adampur (Delivery)	5880	5880	Unch
	Bhiwani	Bhiwani (Delivery)	5600	5625	-25
		Siwani (Loose)	5500	5550	-50
	Sirsa	Sirsa (Loose)	5540	5450	90
		Dhabwali (Loose)	5400	5400	Unch
		Dhabwali (Delivery)	5670	5670	Unch
		Ellanabad (Loose)	5440	5500	-60
	Fatehabad	Fatehabad (Loose)	5400	5350	50
Gujarat	Banaskantha	Deesa (Loose)	NA	NA	-
	Patan	Patan (Loose)	5605	NA	-
	Rajkot	Rajkot (Loose)	5450	5425	25
	Jamnagar	Dhrol (Loose)	NA	NA	-
Madhya Pradesh	Gwalior	Dabra (Loose)	NA	NA	-
Guar Gum					
Rajasthan	Jodhpur	Jodhpur	12200	12100	100
	Alwar	Alwar	12300	12100	200
	Hanumangarh	Nohar	NA	NA	-
Haryana	Bhiwani	Bhiwani	11900	11900	Unch
	Sirsa	Sirsa	12600	12000	600
		Dhabwali	12300	12300	Unch
		Ellanabad	12600	12000	600
	Fatehabad	Fatehabad	12600	12100	500

Guar Seed Arrivals in Key Centers					
Commodity	District	Centre	Arrivals (Quintals)		Change
Guar Seed			25-Feb-23	24-Feb-23	
Rajasthan	Jodhpur	Jodhpur	NA	NA	-
	Sri-Ganganagar	Sri-Ganganagar	200	150	50
		Rawla	NA	NA	-
		Gharsana	NA	NA	-
		Raisinghnagar	100	200	-100
	Bikaner	Bikaner	700	800	-100
		Nokha	300	300	Unch
		Khajuwala	NR	NR	-
		Lunkaransar	1100	1000	100

	Hanumangarh	Hanumangarh	150	70	80
		Nohar	600	NA	-
		Pilibanga	40	40	Unch
	Nagaur	Nagaur	135	NA	-
	Churu	Churu	NA	NA	-
	Alwar	Alwar	NA	NA	-
Haryana	Hisar	Adampur	1200	1000	200
	Bhiwani	Bhiwani	200	150	50
		Siwani	600	700	-100
	Sirsa	Sirsa	700	600	100
		Dhabwali	90	140	-50
		Ellanabad	350	200	150
	Fatehabad	Fatehabad	NA	NA	-
Gujarat	Banaskantha	Deesa	NA	NA	-
	Patan	Patan	7	NA	-
	Rajkot	Rajkot	90	200	-110
	Jamnagar	Dhrol	NA	NA	-
Madhya Pradesh	Gwalior	Dabra	NA	NA	-
Total Arrivals/Above Markets			6562	5550	1012

Disclaimer

The information and opinions contained in the document have been compiled from sources believed to be reliable. The company does not warrant its accuracy, completeness and correctness. Use of data and information contained in this report is at your own risk. This document is not, and should not be construed as, an offer to sell or solicitation to buy any commodities. This document may not be reproduced, distributed or published, in whole or in part, by any recipient hereof for any purpose without prior permission from the Company. IASL and its affiliates and/or their officers, directors and employees may have positions in any commodities mentioned in this document (or in any related investment) and may from time to time add to or dispose of any such commodities (or investment). Please see the detailed disclaimer at <http://www.agriwatch.com/Disclaimer.asp> © 2023 Indian Agribusiness Systems Limited