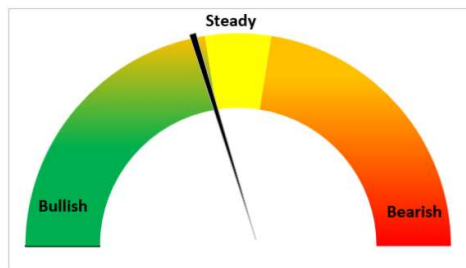


#### Today's Update

Today, the Guar seed Jodhpur delivery prices went marginally down by 0.9% at INR 5,723 as compared to INR 5,775 previous day. While in other cash markets, Guar seed traded with *mixed* sentiments.

In Rajasthan, the arrivals went down to 1,650 qtl. Vs 3,325 qtl. previous day. While in Haryana, the arrivals went up to 3,650 qtl. Vs 3,140 qtl. previous day.

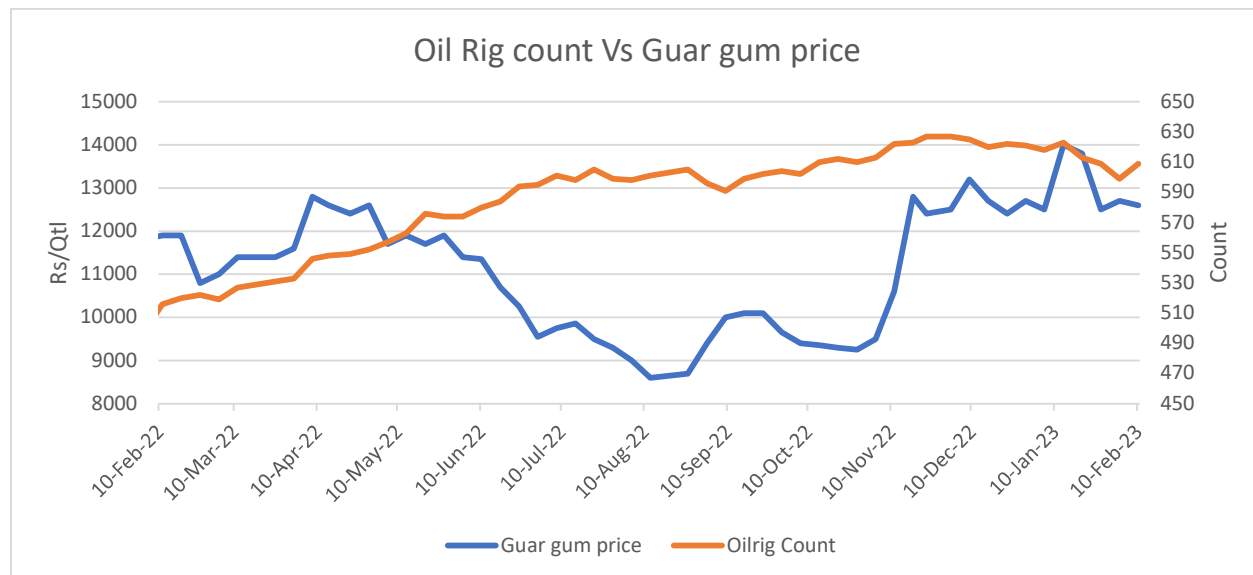


Jodhpur Guar seed delivery prices are expected to trade in the range of Rs. 5,400-6,000/Qtl. in near term amid the bearish sentiments in the market.

The prices of guar gum have dropped due to low demand for guar seeds in India, resulting in a bearish trend in the market. The Jodhpur wholesale market saw a decrease of 5% in spot prices, with Indian guar gum spot price averaging at INR 12,500 per quintal in February, which is 7% higher than the previous year same period.

#### Oilrig Count Vs Guar gum Prices

As on 10<sup>th</sup> Feb '2023, as per data released by Baker Hughes, the number of oilrigs in USA increased by 10 to 609 as compared to the previous week at 599.




#### WTI Crude Oil

WTI Crude oil 27th Feb '23	% Change
27th Feb '23	-0.64%
1 Week	-0.41%
Month till date	-4.94%


#### Guar Split Exports

India's guar split exports decreased in the month of Jan '2023 by 32% to 3,711 tonnes compared to 5,440 tonnes previous month at an average FoB of US \$1,936 per tonne in the month of Jan '23 compared to US \$1,609 per tonne previous month. However, the guar split shipments gone down by 8% in Jan '23 compared to the same period last year. Of the total exported quantity, around 3,000 tonnes bought by China, US 630 tonnes and Switzerland 80 tonnes.

COUNTRIES	JAN '23	DEC'22	CHANGE
CHINA	3000	3400	-12%
USA 	631	1520	-58%
GERMANY	80	220	-64%
OTHER	0	300	-100%
<b>TOTAL</b>	<b>3711</b>	<b>5440</b>	<b>-32%</b>

#### Guar Gum Exports

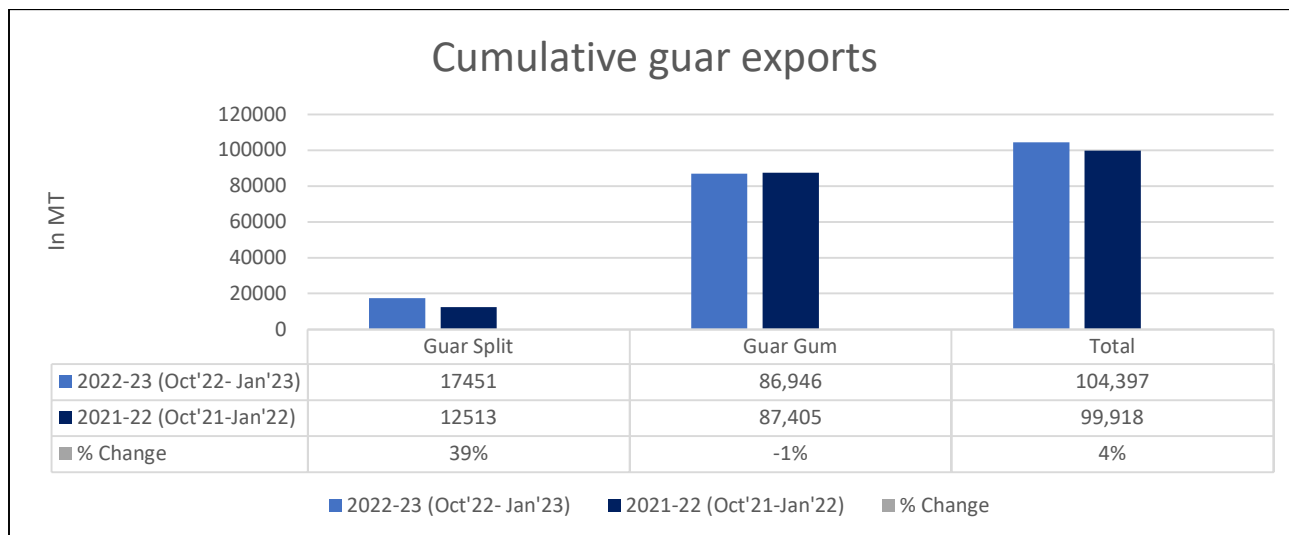
India's guar gum exports decreased in the month of January 2023 by 8% to 21,326 tonnes compared to 23,136 tonnes during previous month at an average FoB of US \$1482 per tonne in the month of Jan '2023 as compared to US \$1312 per tonne previous month. Further, the gum shipments were marginally down by 0.2% in Jan '2023 as compared to the corresponding year. Out of the total exported quantity, around 7,428 tonnes bought by USA, Russia 3,897 tonnes, Germany 1,458 tonnes, China 1,217 tonnes, Australia 1,005 tonnes and Italy 770 tonnes.

COUNTRIES	DEC' 22	JAN' 23	CHANGE
USA	10734	7428	-31%
RUSSIA	2412	3897	62%
GERMANY 	2365	1458	-38%
CHINA	658	1217	85%
UK	561	335	-40%
TURKEY	467	95	-80%
ITALY	464	770	66%
CANADA	436	435	0%
BRAZIL	392	281	-28%
ALGERIA	370	326	-12%
OTHERS	4276	5084	19%
<b>TOTAL</b>	<b>23136</b>	<b>21326</b>	<b>-8%</b>

In 2022, Indian guar gum exports witnessed a 13% YoY increase, reaching 248,090 tonnes worth \$489.6 million (+53% YoY). The US, Russia, and Germany were the top importers, accounting for 31%, 14%, and 12% (by volume) respectively, with the US experiencing a 15.76% YoY increase in imports. The futures prices for deliveries from March-June saw a fall of 14% month-on-month.

**Total Cumulative Guar Exports:** In the Oct'22-Jan'23 period, the total cumulative guar exports went up by 4% to 10.4 Lakh tonnes as compared to 0.99 Lakh tonnes previous year same period. While the cumulative guar split exports increased by 39%, but the guar gum exports went down by 1% in the period concerned.

Attributes	2022-23 (Oct'22- Jan'23)	2021-22 (Oct'21-Jan'22)	% Change
Guar Split	17451	12513	39%
Guar Gum	86,946	87,405	-1%
<b>Total</b>	<b>104,397</b>	<b>99,918</b>	<b>4%</b>



## NCDEX Futures Market

### NCDEX-FUTURES MARKET – Guar Seed

Contract	% chg	Open	High	Low	Close	Volume	Change	OI	Change
Mar-23	-0.19	5,732	5,748	5,664	5,717	19,065	-23185	54240	-12545
Apr-23	-0.33	5,793	5,805	5,735	5,777	10,040	-3390	25950	10630

### NCDEX-FUTURES MARKET- Guar Gum

Contract	% chg	Open	High	Low	Close	Volume	Change	OI	Change
Mar-23	-0.32	12114	12150	11945	12092	14575	-2315	28255	-11205
Apr-23	-0.48	12231	12261	12066	12202	11480	3220	22350	10470



Guar seed Stock Position:			
Stocks	Demat	In-Process	Total
	26-Feb-23	26-Feb-23	26-Feb-23
Bikaner	27871	531	28402
Deesa	-	-	0
Sri Ganganagar	907	0	907
Jodhpur	1445	0	1445
Nokha	-	-	-

Guar Gum Stock Position:			
Stocks	Demat	In-Process	Total
	26-Feb-23	26-Feb-23	26-Feb-23
Deesa	75	0	75
Bikaner	2945	0	2945
Jodhpur	15386	0	15386
Nokha	1177	0	1177
Sri Ganganagar	20	0	20

Churi and Korma Prices:		27-Feb-23
Commodity	Centre	Rs. /75 kg.
Churi	Jodhpur	2200
Korma	Jodhpur	2925

Guar seed EDD:					
	10-Mar-23	10-Apr-23	10-May-23	10-Jun-23	10-Jul-23
Bikaner	199	190	60	60	248
Deesa	-	-	-	-	-
Sri Ganganagar	-	-	-	-	70

Jodhpur	-	-	-	-	30
Nokha	-	-	-	-	-

Guar Gum EDD:					
	10-Mar-23	10-Apr-23	10-May-23	10-Jun-23	10-Jul-23
Deesa	-	-	-	-	-
Bikaner	30	70	60	190	624
Jodhpur	69	104	189	1283	875
Nokha	20	-	50	90	60
Sri Ganganagar	-	-	-	-	-

Guar Seed Prices at Key Spot Markets:					
Commodity	District	Centre	Prices (Rs/Qtl)		Change
Guar Seed			27-Feb-23	25-Feb-23	
Rajasthan	Jodhpur	Jodhpur (Loose)	5450	5500	-50
		Jodhpur (Delivery)	5723	5775	-53
	Sri-Ganganagar	Sri-Ganganagar (Loose)	5500	5500	Unch
		Sri-Ganganagar (Delivery)	5650	5650	Unch
		Rawla (Loose)	5500	5550	-50
		Gharsana (Loose)	5500	5550	-50
		Raisinghnagar (Loose)	5350	5300	50
	Bikaner	Bikaner (Loose)	5450	5550	-100
		Bikaner (Delivery)	5723	5828	-105
		Nokha (Loose)	5550	5450	100
		Nokha (Delivery)	5828	5723	105
		Khajuwala (Loose)	5600	NR	-
		Khajuwala (Delivery)	5880	NR	-
		Lunkaransar (Loose)	5670	5670	Unch
	Hanumangarh	Hanumangarh (Loose)	5550	5450	100
		Hanumangarh (Delivery)	5828	5723	105
		Nohar (Loose)	NA	5540	-
		Pilibanga (Loose)	5450	5400	50



	Nagaur	Nagaur (Loose)	5500	5500	Unch
	Churu	Churu (Delivery)	5600	5600	Unch
	Alwar	Alwar (Loose)	5300	5300	Unch
Haryana	Hisar	Adampur (Loose)	5500	5600	-100
		Adampur (Delivery)	5775	5880	-105
	Bhiwani	Bhiwani (Delivery)	5625	5600	25
		Siwani (Loose)	5680	5500	180
	Sirsa	Sirsa (Loose)	5400	5540	-140
		Dhabwali (Loose)	5400	5400	Unch
		Dhabwali (Delivery)	5670	5670	Unch
		Ellanabad (Loose)	5440	5440	Unch
	Fatehabad	Fatehabad (Loose)	5200	5400	-200
Gujarat	Banaskantha	Deesa (Loose)	NA	NA	-
	Patan	Patan (Loose)	NA	5605	-
	Rajkot	Rajkot (Loose)	5450	5450	Unch
	Jamnagar	Dhrol (Loose)	NA	NA	-
Madhya Pradesh	Gwalior	Dabra (Loose)	NA	NA	-
Guar Gum					
Rajasthan	Jodhpur	Jodhpur	12150	12200	-50
	Alwar	Alwar	12300	12300	Unch
	Hanumangarh	Nohar	NA	NA	-
Haryana	Bhiwani	Bhiwani	12000	11900	100
	Sirsa	Sirsa	12300	12600	-300
		Dhabwali	12200	12200	Unch
		Ellanabad	12000	12000	Unch
	Fatehabad	Fatehabad	12300	12600	-300

Guar Seed Arrivals in Key Centers					
Commodity	District	Centre	Arrivals (Quintals)		Change
Guar Seed			27-Feb-23	25-Feb-23	
Rajasthan	Jodhpur	Jodhpur	NA	NA	-
	Sri-Ganganagar	Sri-Ganganagar	200	200	Unch
		Rawla	NA	NA	-
		Gharsana	NA	NA	-
		Raisinghnagar	125	100	25
	Bikaner	Bikaner	100	700	-600
		Nokha	250	300	-50
		Khajuwala	200	NR	-
		Lunkaransar	500	1100	-600

	<b>Hanumangarh</b>	Hanumangarh	100	150	<b>-50</b>
		Nohar	NA	600	-
		Pilibanga	40	40	<b>Unch</b>
	<b>Nagaur</b>	Nagaur	135	135	<b>Unch</b>
	<b>Churu</b>	Churu	NA	NA	-
	<b>Alwar</b>	Alwar	NA	NA	-
<b>Haryana</b>	<b>Hisar</b>	Adampur	1500	1200	<b>300</b>
	<b>Bhiwani</b>	Bhiwani	300	200	<b>100</b>
		Siwani	800	600	<b>200</b>
	<b>Sirsa</b>	Sirsa	750	700	<b>50</b>
		Dhabwali	100	90	<b>10</b>
		Ellanabad	200	350	<b>-150</b>
	<b>Fatehabad</b>	Fatehabad	NA	NA	-
<b>Gujarat</b>	<b>Banaskantha</b>	Deesa	NA	NA	-
	<b>Patan</b>	Patan	NA	7	-
	<b>Rajkot</b>	Rajkot	130	90	<b>40</b>
	<b>Jamnagar</b>	Dhrol	NA	NA	-
<b>Madhya Pradesh</b>	<b>Gwalior</b>	Dabra	NA	NA	-
<b>Total Arrivals/Above Markets</b>			<b>5430</b>	<b>6562</b>	<b>-1132</b>

**Disclaimer**

The information and opinions contained in the document have been compiled from sources believed to be reliable. The company does not warrant its accuracy, completeness and correctness. Use of data and information contained in this report is at your own risk. This document is not, and should not be construed as, an offer to sell or solicitation to buy any commodities. This document may not be reproduced, distributed or published, in whole or in part, by any recipient hereof for any purpose without prior permission from the Company. IASL and its affiliates and/or their officers, directors and employees may have positions in any commodities mentioned in this document (or in any related investment) and may from time to time add to or dispose of any such commodities (or investment). Please see the detailed disclaimer at <http://www.agriwatch.com/Disclaimer.asp> © 2023 Indian Agribusiness Systems Limited