

### Today's Update

Today, the Guar seed Jodhpur delivery prices went up by 1.8% at INR 5,828 as compared to INR 5,723 previous day. While in other cash markets, Guar seed traded with *mixed* sentiments.

In Rajasthan, the arrivals went up to 2,410 qtl. Vs 1,650 qtl. previous day. While in Haryana too, the arrivals went up to 4,000 qtl. Vs 3,650 qtl. previous day.

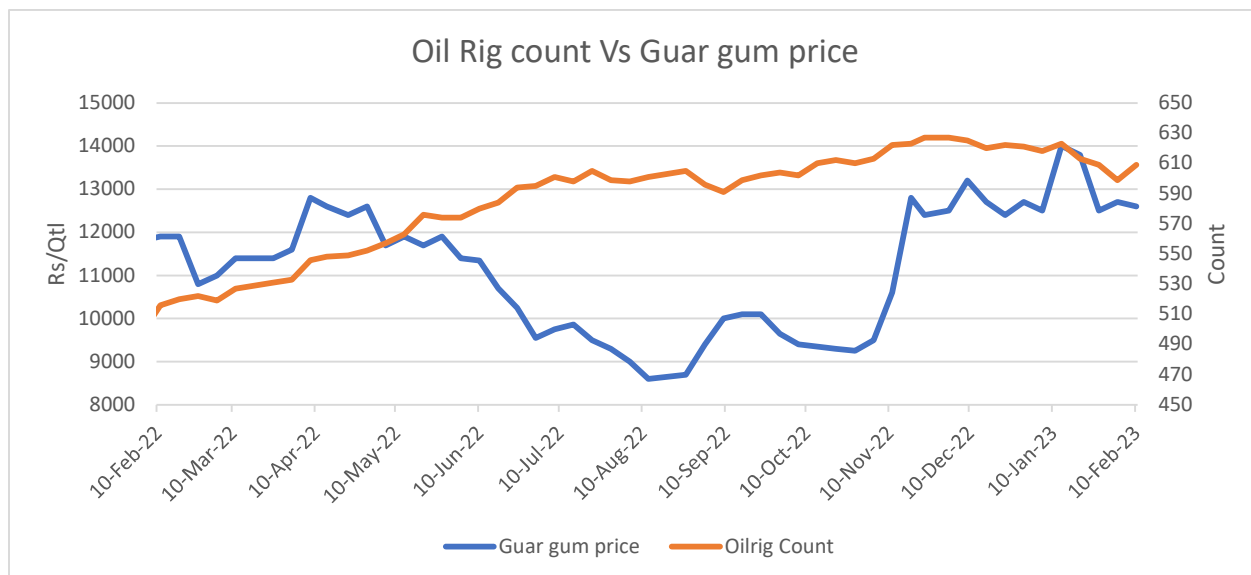
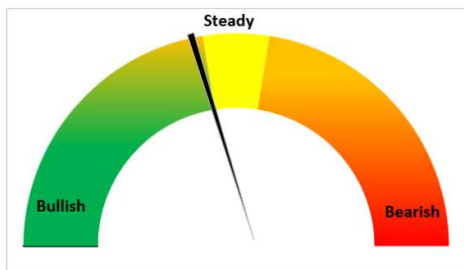
Jodhpur Guar seed delivery prices are expected to trade in the range of Rs. 5,400-6,000/Qtl. in near term amid the bearish sentiments in the market.

The subdued demand in the local market is expected to keep Guar seed prices under pressure. Farmers holding higher stocks and the lackluster demand for gum are likely to contribute to the downward pressure on prices.

The prices of guar gum have dropped due to low demand for guar seeds in India, resulting in a bearish trend in the market. The Jodhpur wholesale market saw a decrease of 5% in spot prices, with Indian guar gum spot price averaging at INR 12,500 per quintal in February, which is 7% higher than the previous year same period.

### Oilrig Count Vs Guar gum Prices

As on 10<sup>th</sup> Feb '2023, as per data released by Baker Hughes, the number of oilrigs in USA increased by 10 to 609 as compared to the previous week at 599.




### WTI Crude Oil

WTI Crude oil 27th Feb '23	% Change
27th Feb '23	-0.64%
1 Week	-0.41%
Month till date	-4.94%


### Guar Split Exports

India's guar split exports decreased in the month of Jan '2023 by 32% to 3,711 tonnes compared to 5,440 tonnes previous month at an average FoB of US \$1,936 per tonne in the month of Jan '23 compared to US \$1,609 per tonne previous month. However, the guar split shipments gone down by 8% in Jan '23 compared to the same period last year. Of the total exported quantity, around 3,000 tonnes bought by China, US 630 tonnes and Switzerland 80 tonnes.

COUNTRIES	JAN '23	DEC'22	CHANGE
CHINA	3000	3400	-12%
USA 	631	1520	-58%
GERMANY	80	220	-64%
OTHER	0	300	-100%
<b>TOTAL</b>	<b>3711</b>	<b>5440</b>	<b>-32%</b>

### Guar Gum Exports

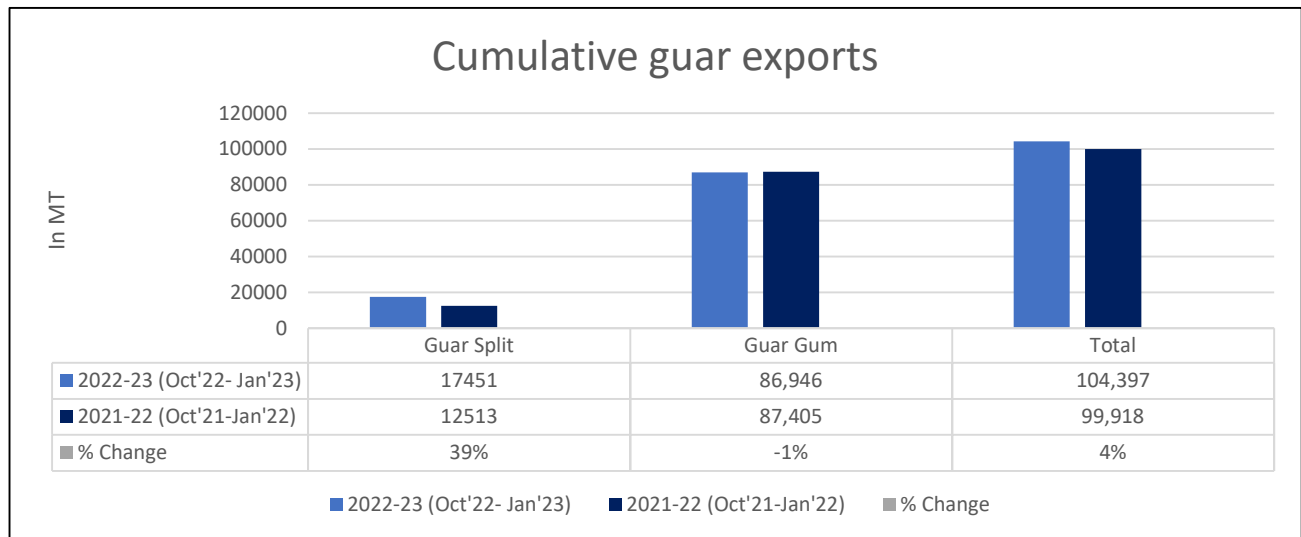
India's guar gum exports decreased in the month of January 2023 by 8% to 21,326 tonnes compared to 23,136 tonnes during previous month at an average FoB of US \$1482 per tonne in the month of Jan '2023 as compared to US \$1312 per tonne previous month. Further, the gum shipments were marginally down by 0.2% in Jan '2023 as compared to the corresponding year. Out of the total exported quantity, around 7,428 tonnes bought by USA, Russia 3,897 tonnes, Germany 1,458 tonnes, China 1,217 tonnes, Australia 1,005 tonnes and Italy 770 tonnes.

COUNTRIES	DEC' 22	JAN' 23	CHANGE
USA	10734	7428	-31%
RUSSIA	2412	3897	62%
GERMANY 	2365	1458	-38%
CHINA	658	1217	85%
UK	561	335	-40%
TURKEY	467	95	-80%
ITALY	464	770	66%
CANADA	436	435	0%
BRAZIL	392	281	-28%
ALGERIA	370	326	-12%
OTHERS	4276	5084	19%
<b>TOTAL</b>	<b>23136</b>	<b>21326</b>	<b>-8%</b>

In 2022, Indian guar gum exports witnessed a 13% YoY increase, reaching 248,090 tonnes worth \$489.6 million (+53% YoY). The US, Russia, and Germany were the top importers, accounting for 31%, 14%, and 12% (by volume) respectively, with the US experiencing a 15.76% YoY increase in imports. The futures prices for deliveries from March-June saw a fall of 14% month-on-month.

**Total Cumulative Guar Exports:** In the Oct'22-Jan'23 period, the total cumulative guar exports went up by 4% to 10.4 Lakh tonnes as compared to 0.99 Lakh tonnes previous year same period. While the cumulative guar split exports increased by 39%, but the guar gum exports went down by 1% in the period concerned.

Attributes	2022-23 (Oct'22- Jan'23)	2021-22 (Oct'21-Jan'22)	% Change
Guar Split	17451	12513	39%
Guar Gum	86,946	87,405	-1%
Total	104,397	99,918	4%



#### NCDEX Futures Market

NCDEX-FUTURES MARKET – Guar Seed									
Contract	% chg	Open	High	Low	Close	Volume	Change	OI	Change
Mar-23	-0.19	5,732	5,748	5,664	5,717	19,065	-23185	54240	-12545
Apr-23	-0.33	5,793	5,805	5,735	5,777	10,040	-3390	25950	10630

NCDEX-FUTURES MARKET- Guar Gum									
Contract	% chg	Open	High	Low	Close	Volume	Change	OI	Change
Mar-23	-0.32	12114	12150	11945	12092	14575	-2315	28255	-11205
Apr-23	-0.48	12231	12261	12066	12202	11480	3220	22350	10470



Guar seed Stock Position:			
Stocks	Demat	In-Process	Total
	27-Feb-23	27-Feb-23	27-Feb-23
Bikaner	27871	531	28402
Deesa	-	-	0
Sri Ganganagar	907	0	907
Jodhpur	1445	0	1445
Nokha	-	-	-

Guar Gum Stock Position:			
Stocks	Demat	In-Process	Total
	27-Feb-23	27-Feb-23	27-Feb-23
Deesa	75	0	75
Bikaner	2945	0	2945
Jodhpur	15386	0	15386
Nokha	1177	0	1177
Sri Ganganagar	20	0	20

Churi and Korma Prices:		28-Feb-23
Commodity	Centre	Rs. /75 kg.
Churi	Jodhpur	2200
Korma	Jodhpur	2925

Guar seed EDD:					
	10-Mar-23	10-Apr-23	10-May-23	10-Jun-23	10-Jul-23
Bikaner	199	190	60	60	248
Deesa	-	-	-	-	-



Sri Ganganagar	-	-	-	-	70
Jodhpur	-	-	-	-	30
Nokha	-	-	-	-	-

Guar Gum EDD:					
	10-Mar-23	10-Apr-23	10-May-23	10-Jun-23	10-Jul-23
Deesa	-	-	-	-	-
Bikaner	30	70	60	190	624
Jodhpur	69	104	189	1283	875
Nokha	20	-	50	90	60
Sri Ganganagar	-	-	-	-	-

Guar Seed Prices at Key Spot Markets:					
Commodity	District	Centre	Prices (Rs/Qtl)		Change
Guar Seed			28-Feb-23	27-Feb-23	
Rajasthan	Jodhpur	Jodhpur (Loose)	5550	5450	100
		Jodhpur (Delivery)	5828	5723	105
	Sri-Ganganagar	Sri-Ganganagar (Loose)	5500	5500	Unch
		Sri-Ganganagar (Delivery)	5650	5650	Unch
		Rawla (Loose)	5500	5500	Unch
		Gharsana (Loose)	5500	5500	Unch
		Raisinghnagar (Loose)	5400	5350	50
	Bikaner	Bikaner (Loose)	5500	5450	50
		Bikaner (Delivery)	5775	5723	53
		Nokha(Loose)	5550	5550	Unch
		Nokha (Delivery)	5828	5828	Unch
		Khajuwala (Loose)	5700	5600	100
		Khajuwala (Delivery)	5985	5880	105
		Lunkaransar (Loose)	5723	5670	53
	Hanumangarh	Hanumangarh (Loose)	5400	5550	-150
		Hanumangarh (Delivery)	5670	5828	-158
		Nohar (Loose)	NA	NA	-



		Pilibanga (Loose)	5450	5450	Unch
	Nagaur	Nagaur (Loose)	5600	5500	100
	Churu	Churu (Delivery)	NR	5600	-
	Alwar	Alwar (Loose)	NR	5300	-
Haryana	Hisar	Adampur (Loose)	5480	5500	-20
		Adampur (Delivery)	5754	5775	-21
	Bhiwani	Bhiwani (Delivery)	5600	5625	-25
		Siwani (Loose)	5650	5680	-30
	Sirsa	Sirsa (Loose)	5500	5400	100
		Dhabwali (Loose)	5420	5400	20
		Dhabwali (Delivery)	5691	5670	21
		Ellanabad (Loose)	5440	5440	Unch
	Fatehabad	Fatehabad (Loose)	5300	5200	100
Gujarat	Banaskantha	Deesa (Loose)	NA	NA	-
	Patan	Patan (Loose)	5210	NA	-
	Rajkot	Rajkot (Loose)	5440	5450	-10
	Jamnagar	Dhrol (Loose)	5160	NA	-
Madhya Pradesh	Gwalior	Dabra (Loose)	NA	NA	-
Guar Gum					
Rajasthan	Jodhpur	Jodhpur	12300	12150	150
	Alwar	Alwar	NR	12300	-
	Hanumangarh	Nohar	NA	NA	-
Haryana	Bhiwani	Bhiwani	11950	12000	-50
	Sirsa	Sirsa	12200	12300	-100
		Dhabwali	12200	12200	Unch
		Ellanabad	12200	12000	200
	Fatehabad	Fatehabad	12200	12300	-100

Guar Seed Arrivals in Key Centers					
Commodity	District	Centre	Arrivals (Quintals)		Change
Guar Seed			28-Feb-23	27-Feb-23	
Rajasthan	Jodhpur	Jodhpur	NA	NA	-
	Sri-Ganganagar	Sri-Ganganagar	300	200	100
		Rawla	NA	NA	-
		Gharsana	NA	NA	-
		Raisinghnagar	100	125	-25
	Bikaner	Bikaner	700	100	600
		Nokha	250	250	Unch
		Khajuwala	200	200	Unch

		Lunkaransar	700	500	200
	Hanumangarh	Hanumangarh	70	100	-30
		Nohar	NA	NA	-
		Pilibanga	40	40	Unch
	Nagaur	Nagaur	50	135	-85
	Churu	Churu	NR	NA	-
	Alwar	Alwar	NR	NA	-
Haryana	Hisar	Adampur	1500	1500	Unch
	Bhiwani	Bhiwani	100	300	-200
		Siwani	700	800	-100
	Sirsa	Sirsa	1100	750	350
		Dhabwali	150	100	50
		Ellanabad	450	200	250
	Fatehabad	Fatehabad	NA	NA	-
Gujarat	Banaskantha	Deesa	NA	NA	-
	Patan	Patan	8	NA	-
	Rajkot	Rajkot	180	130	50
	Jamnagar	Dhrol	8	NA	-
Madhya Pradesh	Gwalior	Dabra	NA	NA	-
Total Arrivals/Above Markets			6606	5430	1176

#### Disclaimer

The information and opinions contained in the document have been compiled from sources believed to be reliable. The company does not warrant its accuracy, completeness and correctness. Use of data and information contained in this report is at your own risk. This document is not, and should not be construed as, an offer to sell or solicitation to buy any commodities. This document may not be reproduced, distributed or published, in whole or in part, by any recipient hereof for any purpose without prior permission from the Company. IASL and its affiliates and/or their officers, directors and employees may have positions in any commodities mentioned in this document (or in any related investment) and may from time to time add to or dispose of any such commodities (or investment). Please see the detailed disclaimer at <http://www.agriwatch.com/Disclaimer.asp> © 2023 Indian Agribusiness Systems Limited