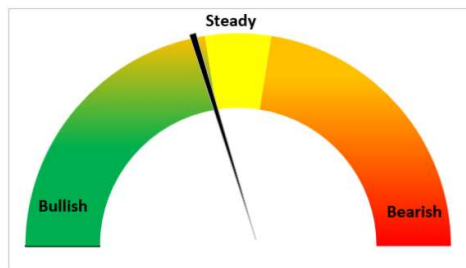


Today's Update

Today, the Guar seed Jodhpur delivery prices remained steady at INR 5,828 as compared to previous day. While in other cash markets, Guar seed traded with *mixed* sentiments.

In Rajasthan, the arrivals went up to 2,545 qtl. Vs 2,410 qtl. previous day. While in Haryana, the arrivals went down to 2,800 qtl. Vs 4,000 qtl. previous day.



Jodhpur Guar seed delivery prices are expected to trade in the range of Rs. 5,400-6,000/Qtl. in near term amid the bearish sentiments in the market.

The subdued demand in the local market is expected to keep Guar seed prices under pressure. Farmers holding higher stocks and the lackluster demand for gum are likely to contribute to the downward pressure on prices.

The prices of guar gum have dropped due to low demand for guar seeds in India, resulting in a bearish trend in the market. The Jodhpur wholesale market saw a decrease of 5% in spot prices, with Indian guar gum spot price averaging at INR 12,500 per quintal in February, which is 7% higher than the previous year same period.

Oilrig Count


As on 24th Feb '2023, as per data released by Baker Hughes, the number of oilrigs in USA decreased by 7 to 600 as compared to the previous week at 607.

WTI Crude Oil

WTI Crude oil 01 Mar '23	% Change
01st Mar '23	-0.60%
1 Week	-0.14%
Month till date	-0.40%


Guar Split Exports

India's guar split exports decreased in the month of Jan '2023 by 32% to 3,711 tonnes compared to 5,440 tonnes previous month at an average FoB of US \$1,936 per tonne in the month of Jan '23 compared to US \$1,609 per tonne previous month. However, the guar split shipments gone down by 8% in Jan '23 compared to the same period last year. Of the total exported quantity, around 3,000 tonnes bought by China, US 630 tonnes and Switzerland 80 tonnes.

COUNTRIES	JAN '23	DEC'22	CHANGE
CHINA	3000	3400	-12%
USA 	631	1520	-58%
GERMANY	80	220	-64%
OTHER	0	300	-100%
TOTAL	3711	5440	-32%

Guar Gum Exports

India's guar gum exports decreased in the month of January 2023 by 8% to 21,326 tonnes compared to 23,136 tonnes during previous month at an average FoB of US \$1482 per tonne in the month of Jan '2023 as compared to US \$1312 per tonne previous month. Further, the gum shipments were marginally down by 0.2% in Jan '2023 as compared to the corresponding year. Out of the total exported quantity, around 7,428 tonnes bought by USA, Russia 3,897 tonnes, Germany 1,458 tonnes, China 1,217 tonnes, Australia 1,005 tonnes and Italy 770 tonnes.

COUNTRIES	DEC' 22	JAN' 23	CHANGE
USA	10734	7428	-31%
RUSSIA	2412	3897	62%
GERMANY 	2365	1458	-38%
CHINA	658	1217	85%
UK	561	335	-40%
TURKEY	467	95	-80%
ITALY	464	770	66%
CANADA	436	435	0%
BRAZIL	392	281	-28%
ALGERIA	370	326	-12%
OTHERS	4276	5084	19%
TOTAL	23136	21326	-8%

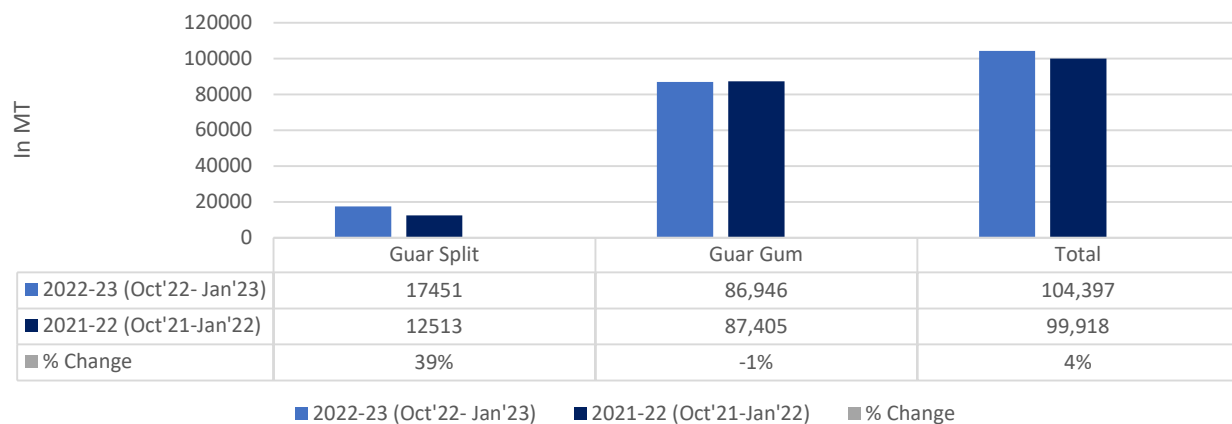
In 2022, Indian guar gum exports witnessed a 13% YoY increase, reaching 248,090 tonnes worth \$489.6 million (+53% YoY). The US, Russia, and Germany were the top importers, accounting for 31%, 14%, and 12% (by volume) respectively, with the US experiencing a 15.76% YoY increase in imports. The futures prices for deliveries from March-June saw a fall of 14% month-on-month.

Total Cumulative Guar Exports: In the Oct'22-Jan'23 period, the total cumulative guar exports went up by 4% to 10.4 Lakh tonnes as compared to 0.99 Lakh tonnes previous year same period. While the cumulative guar split exports increased by 39%, but the guar gum exports went down by 1% in the period concerned.

Attributes	2022-23 (Oct'22- Jan'23)	2021-22 (Oct'21-Jan'22)	% Change
Guar Split	17451	12513	39%
Guar Gum	86,946	87,405	-1%
Total	104,397	99,918	4%



Cumulative guar exports



NCDEX Futures Market

NCDEX-FUTURES MARKET – Guar Seed

Contract	% chg	Open	High	Low	Close	Volume	Change	OI	Change
Mar-23	-1.42	5,754	5,754	5,671	5,678	14,870	-4195	43380	-10860
Apr-23	-1.56	5,811	5,811	5,740	5,742	10,295	255	37090	11140

NCDEX-FUTURES MARKET- Guar Gum

Contract	% chg	Open	High	Low	Close	Volume	Change	OI	Change
Mar-23	-1.60	12233	12233	12010	12031	4405	-10170	19690	-8565
Apr-23	-1.39	12300	12300	12126	12157	6280	-5200	31065	8715

Guar seed Stock Position:

Stocks	Demat	In-Process	Total
	28-Feb-23	28-Feb-23	28-Feb-23
Bikaner	28352	200	28552



Deesa	-	-	0
Sri Ganganagar	907	0	907
Jodhpur	1445	0	1445
Nokha	-	-	-

Guar Gum Stock Position:			
Stocks	Demat	In-Process	Total
	28-Feb-23	28-Feb-23	28-Feb-23
Deesa	75	0	75
Bikaner	2945	0	2945
Jodhpur	15258	0	15258
Nokha	1177	0	1177
Sri Ganganagar	20	0	20

Churi and Korma Prices:		01-Mar-23
Commodity	Centre	Rs. /75 kg.
Churi	Jodhpur	2100
Korma	Jodhpur	2925

Guar seed EDD:					
	10-Mar-23	10-Apr-23	10-May-23	10-Jun-23	10-Jul-23
Bikaner	199	190	60	60	248
Deesa	-	-	-	-	-
Sri Ganganagar	-	-	-	-	70
Jodhpur	-	-	-	-	30
Nokha	-	-	-	-	-



Guar Gum EDD:					
	10-Mar-23	10-Apr-23	10-May-23	10-Jun-23	10-Jul-23
Deesa	-	-	-	-	-
Bikaner	30	70	60	190	624
Jodhpur	20	104	189	1283	875
Nokha	20	-	50	90	60
Sri Ganganagar	-	-	-	-	-

Guar Seed Prices at Key Spot Markets:					
Commodity	District	Centre	Prices (Rs/Qtl)		Change
Guar Seed			1-Mar-23	28-Feb-23	
Rajasthan	Jodhpur	Jodhpur (Loose)	5550	5550	Unch
		Jodhpur (Delivery)	5828	5828	Unch
	Sri-Ganganagar	Sri-Ganganagar (Loose)	5500	5500	Unch
		Sri-Ganganagar (Delivery)	5650	5650	Unch
		Rawla (Loose)	5500	5500	Unch
		Gharsana (Loose)	5500	5500	Unch
		Raisinghnagar (Loose)	5400	5400	Unch
	Bikaner	Bikaner (Loose)	5475	5500	-25
		Bikaner (Delivery)	5749	5775	-26
		Nokha (Loose)	5550	5550	Unch
		Nokha (Delivery)	5828	5828	Unch
		Khajuwala (Loose)	NR	5700	-
		Khajuwala (Delivery)	NR	5985	-
		Lunkaransar (Loose)	5775	5723	53
	Hanumangarh	Hanumangarh (Loose)	5400	5400	Unch
		Hanumangarh (Delivery)	5670	5670	Unch
		Nohar (Loose)	NA	NA	-
		Pilibanga (Loose)	NA	5450	-
	Nagaur	Nagaur (Loose)	5500	5600	-100
	Churu	Churu (Delivery)	NR	NR	-
	Alwar	Alwar (Loose)	NR	NR	-
Haryana	Hisar	Adampur (Loose)	5500	5480	20
		Adampur (Delivery)	5775	5754	21
	Bhiwani	Bhiwani (Delivery)	5725	5600	125

	Sirsa	Siwani (Loose)	5700	5650	50
		Sirsa (Loose)	5520	5500	20
		Dhabwali (Loose)	5460	5420	40
		Dhabwali (Delivery)	5733	5691	42
		Ellanabad (Loose)	5440	5440	Unch
	Fatehabad	Fatehabad (Loose)	5300	5300	Unch
Gujarat	Banaskantha	Deesa (Loose)	NA	NA	-
	Patan	Patan (Loose)	NA	5210	-
	Rajkot	Rajkot (Loose)	5405	5440	-35
	Jamnagar	Dhrol (Loose)	NA	5160	-
Madhya Pradesh	Gwalior	Dabra (Loose)	NA	NA	-
Guar Gum					
Rajasthan	Jodhpur	Jodhpur	12300	12300	Unch
	Alwar	Alwar	NR	NR	-
	Hanumangarh	Nohar	NA	NA	-
Haryana	Bhiwani	Bhiwani	12100	11950	150
	Sirsa	Sirsa	12100	12200	-100
		Dhabwali	12250	12200	50
		Ellanabad	12200	12200	Unch
	Fatehabad	Fatehabad	12300	12200	100

Guar Seed Arrivals in Key Centers					
Commodity	District	Centre	Arrivals (Quintals)		Change
Guar Seed			1-Mar-23	28-Feb-23	
Rajasthan	Jodhpur	Jodhpur	NA	NA	-
	Sri-Ganganagar	Sri-Ganganagar	400	300	100
		Rawla	NA	NA	-
		Gharsana	NA	NA	-
		Raisinghnagar	200	100	100
	Bikaner	Bikaner	1000	700	300
		Nokha	300	250	50
		Khajuwala	NR	200	-
		Lunkaransar	500	700	-200
	Hanumangarh	Hanumangarh	70	70	Unch
		Nohar	NA	NA	-
		Pilibanga	-	40	-40
	Nagaur	Nagaur	75	50	25
	Churu	Churu	NR	NR	-
	Alwar	Alwar	NR	NR	-

Haryana	Hisar	Adampur	1500	1500	Unch
	Bhiwani	Bhiwani	150	100	50
		Siwani	250	700	-450
	Sirsa	Sirsa	500	1100	-600
		Dhabwali	250	150	100
		Ellanabad	150	450	-300
	Fatehabad	Fatehabad	NA	NA	-
Gujarat	Banaskantha	Deesa	NA	NA	-
	Patan	Patan	NA	8	-
	Rajkot	Rajkot	200	180	20
	Jamnagar	Dhrol	NA	8	-
Madhya Pradesh	Gwalior	Dabra	NA	NA	-
Total Arrivals/Above Markets			5545	6606	-1061

Disclaimer

The information and opinions contained in the document have been compiled from sources believed to be reliable. The company does not warrant its accuracy, completeness and correctness. Use of data and information contained in this report is at your own risk. This document is not, and should not be construed as, an offer to sell or solicitation to buy any commodities. This document may not be reproduced, distributed or published, in whole or in part, by any recipient hereof for any purpose without prior permission from the Company. IASL and its affiliates and/or their officers, directors and employees may have positions in any commodities mentioned in this document (or in any related investment) and may from time to time add to or dispose of any such commodities (or investment). Please see the detailed disclaimer at <http://www.agriwatch.com/Disclaimer.asp> © 2023 Indian Agribusiness Systems Limited