

Today's Update

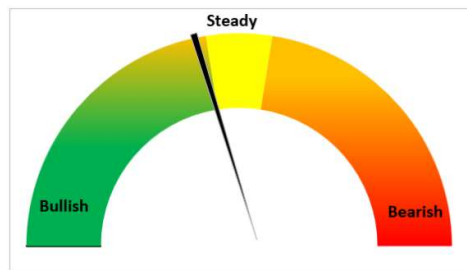
Today, the Guar seed Jodhpur delivery prices went down by 2.7% at INR 5,670 as compared to INR 5,828 previous day. While in other cash markets, Guar seed traded with *mixed* sentiments.

In Rajasthan, the arrivals went up to 2,650 qtl. Vs 2,545 qtl. previous day. While in Haryana, the arrivals went down to 2,700 qtl. Vs 2,800 qtl. previous day.

Jodhpur Guar seed delivery prices are expected to trade in the range of Rs. 5,400-6,000/Qtl. in near term amid the bearish sentiments in the market.

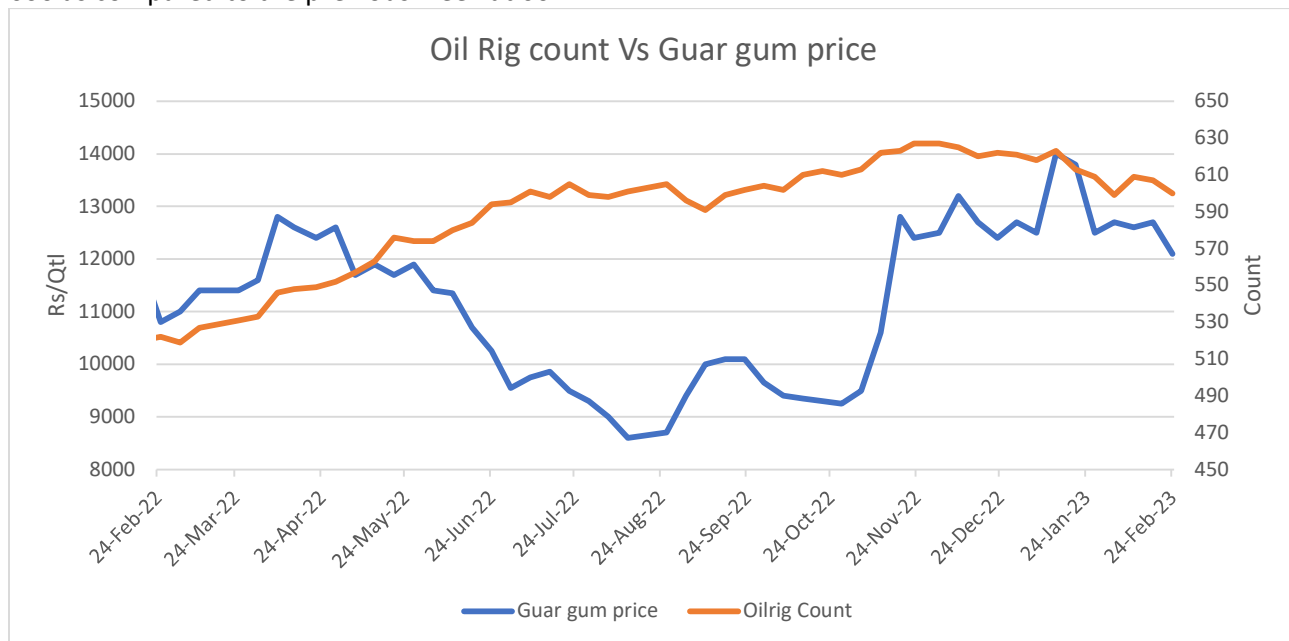
The subdued demand in the local market is expected to keep Guar seed prices under pressure. Farmers holding higher stocks and the lackluster demand for gum are likely to contribute to the downward pressure on prices.

The prices of guar gum have dropped due to low demand for guar seeds in India, resulting in a bearish trend in the market. The Jodhpur wholesale market saw a decrease of 5% in spot prices, with Indian guar gum spot price averaging at INR 12,500 per quintal in February, which is 7% higher than the previous year same period.






Oilrig Count

As on 24th Feb '2023, as per data released by Baker Hughes, the number of oilrigs in USA decreased by 7 to 600 as compared to the previous week at 607.









WTI Crude Oil

WTI Crude oil 2nd Mar '23	% Change
2nd Mar '23	0.71% 
1 Week	2.39% 
Month till date	-3.82% 












Guar Split Exports

India's guar split exports decreased in the month of Jan '2023 by 32% to 3,711 tonnes compared to 5,440 tonnes previous month at an average FoB of US \$1,936 per tonne in the month of Jan '23 compared to US \$1,609 per tonne previous month. However, the guar split shipments gone down by 8% in Jan '23 compared to the same period last year. Of the total exported quantity, around 3,000 tonnes bought by China, US 630 tonnes and Switzerland 80 tonnes.

COUNTRIES	JAN '23	DEC'22	CHANGE
CHINA	3000	3400	-12% 
USA 	631	1520	-58% 
GERMANY	80	220	-64% 
OTHER	0	300	-100% 
TOTAL	3711	5440	-32% 

Guar Gum Exports

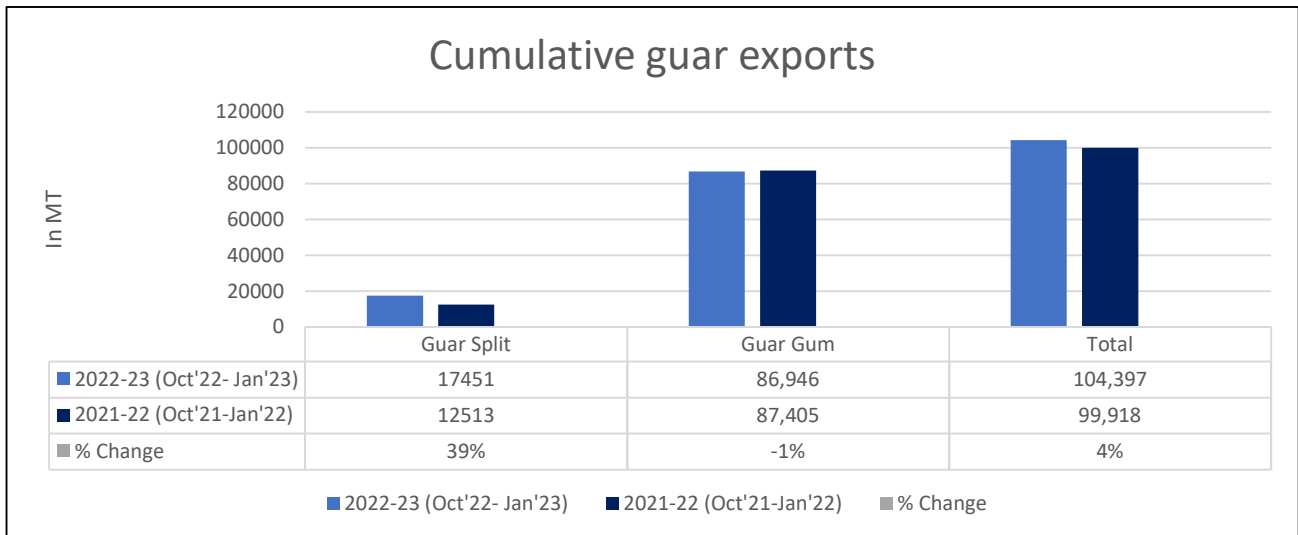
India's guar gum exports decreased in the month of January 2023 by 8% to 21,326 tonnes compared to 23,136 tonnes during previous month at an average FoB of US \$1482 per tonne in the month of Jan '2023 as compared to US \$1312 per tonne previous month. Further, the gum shipments were marginally down by 0.2% in Jan '2023 as compared to the corresponding year. Out of the total exported quantity, around 7,428 tonnes bought by USA, Russia 3,897 tonnes, Germany 1,458 tonnes, China 1,217 tonnes, Australia 1,005 tonnes and Italy 770 tonnes.

COUNTRIES	DEC' 22	JAN' 23	CHANGE
USA	10734	7428	 -31%
RUSSIA	2412	3897	 62%
GERMANY 	2365	1458	 -38%
CHINA	658	1217	 85%
UK	561	335	 -40%
TURKEY	467	95	 -80%
ITALY	464	770	 66%
CANADA	436	435	0%
BRAZIL	392	281	 -28%
ALGERIA	370	326	 -12%
OTHERS	4276	5084	19%
TOTAL	23136	21326	 -8%

In 2022, Indian guar gum exports witnessed a 13% YoY increase, reaching 248,090 tonnes worth \$489.6 million (+53% YoY). The US, Russia, and Germany were the top importers, accounting for 31%, 14%, and 12% (by volume) respectively, with the US experiencing a 15.76% YoY increase in imports. The futures prices for deliveries from March-June saw a fall of 14% month-on-month.

Total Cumulative Guar Exports: In the Oct'22-Jan'23 period, the total cumulative guar exports went up by 4% to 10.4 Lakh tonnes as compared to 0.99 Lakh tonnes previous year same period. While the cumulative guar split exports increased by 39%, but the guar gum exports went down by 1% in the period concerned.

Attributes	2022-23 (Oct'22- Jan'23)	2021-22 (Oct'21-Jan'22)	% Change
Guar Split	17451	12513	39%
Guar Gum	86,946	87,405	-1%
Total	104,397	99,918	4%



NCDEX Futures Market

NCDEX-FUTURES MARKET – Guar Seed									
Contract	% chg	Open	High	Low	Close	Volume	Change	OI	Change
Mar-23	-2.67	5,690	5,750	5,462	5,535	28,325	13455	38960	-4420
Apr-23	-2.69	5,754	5,798	5,553	5,598	31,710	21415	40890	3800

NCDEX-FUTURES MARKET- Guar Gum									
Contract	% chg	Open	High	Low	Close	Volume	Change	OI	Change
Mar-23	-2.92	12080	12107	11570	11700	10195	5790	18125	-1565
Apr-23	-2.88	12150	12215	11690	11820	13490	7210	32835	1770



Guar seed Stock Position:			
Stocks	Demat	In-Process	Total
	01-Mar-23	01-Mar-23	01-Mar-23
Bikaner	28382	219	28601
Deesa	-	-	0
Sri Ganganagar	907	0	907
Jodhpur	1445	0	1445
Nokha	-	-	-

Guar Gum Stock Position:			
Stocks	Demat	In-Process	Total
	01-Mar-23	01-Mar-23	01-Mar-23
Deesa	75	0	75
Bikaner	2945	0	2945
Jodhpur	15258	0	15258
Nokha	1177	0	1177
Sri Ganganagar	20	0	20

Churi and Korma Prices:		02-Mar-23
Commodity	Centre	Rs. /75 kg.
Churi	Jodhpur	2100
Korma	Jodhpur	2925

Guar seed EDD:					
	10-Mar-23	10-Apr-23	10-May-23	10-Jun-23	10-Jul-23
Bikaner	199	190	60	60	248
Deesa	-	-	-	-	-



Sri Ganganagar	-	-	-	-	70
Jodhpur	-	-	-	-	30
Nokha	-	-	-	-	-

Guar Gum EDD:					
	10-Mar-23	10-Apr-23	10-May-23	10-Jun-23	10-Jul-23
Deesa	-	-	-	-	-
Bikaner	30	70	60	190	624
Jodhpur	20	104	189	1283	875
Nokha	20	-	50	90	60
Sri Ganganagar	-	-	-	-	-

Guar Seed Prices at Key Spot Markets:					
Commodity	District	Centre	Prices (Rs/Qtl)		Change
Guar Seed			2-Mar-23	1-Mar-23	
Rajasthan	Jodhpur	Jodhpur (Loose)	5400	5550	-150
		Jodhpur (Delivery)	5670	5828	-158
	Sri-Ganganagar	Sri-Ganganagar (Loose)	5460	5500	-40
		Sri-Ganganagar (Delivery)	5610	5650	-40
		Rawla (Loose)	5500	5500	Unch
		Gharsana (Loose)	5500	5500	Unch
		Raisinghnagar (Loose)	5340	5400	-60
	Bikaner	Bikaner (Loose)	5450	5475	-25
		Bikaner (Delivery)	5723	5749	-26
		Nokha (Loose)	5550	5550	Unch
		Nokha (Delivery)	5828	5828	Unch
		Khajuwala (Loose)	5700	NR	-
		Khajuwala (Delivery)	5985	NR	-
		Lunkaransar (Loose)	5828	5775	53
	Hanumangarh	Hanumangarh (Loose)	5450	5400	50
		Hanumangarh (Delivery)	5723	5670	53
		Nohar (Loose)	NA	5530	-

		Pilibanga (Loose)	5400	5450	-50
	Nagaur	Nagaur (Loose)	5450	5500	-50
	Churu	Churu (Delivery)	5650	NR	-
	Alwar	Alwar (Loose)	5300	NR	-
Haryana	Hisar	Adampur (Loose)	5500	5500	Unch
		Adampur (Delivery)	5775	5775	Unch
	Bhiwani	Bhiwani (Delivery)	5620	5725	-105
		Siwani (Loose)	5625	5700	-75
	Sirsa	Sirsa (Loose)	5480	5520	-40
		Dhabwali (Loose)	5425	5460	-35
		Dhabwali (Delivery)	5696	5733	-37
		Ellanabad (Loose)	5400	5440	-40
	Fatehabad	Fatehabad (Loose)	5350	5300	50
Gujarat	Banaskantha	Deesa (Loose)	NA	NA	-
	Patan	Patan (Loose)	5330	NA	-
	Rajkot	Rajkot (Loose)	5340	5405	-65
	Jamnagar	Dhrol (Loose)	NA	NA	-
Madhya Pradesh	Gwalior	Dabra (Loose)	NA	NA	-
Guar Gum					
Rajasthan	Jodhpur	Jodhpur	12100	12300	-200
	Alwar	Alwar	12100	NR	-
	Hanumangarh	Nohar	NA	NA	-
Haryana	Bhiwani	Bhiwani	11850	12100	-250
	Sirsa	Sirsa	12000	12100	-100
		Dhabwali	12250	12250	Unch
		Ellanabad	12100	12200	-100
	Fatehabad	Fatehabad	12100	12300	-200

Guar Seed Arrivals in Key Centers					
Commodity	District	Centre	Arrivals (Quintals)		Change
Guar Seed			2-Mar-23	1-Mar-23	
Rajasthan	Jodhpur	Jodhpur	NA	NA	-
	Sri-Ganganagar	Sri-Ganganagar	300	400	-100
		Rawla	NA	NA	-
		Gharsana	NA	NA	-
		Raisinghnagar	250	200	50
	Bikaner	Bikaner	700	1000	-300
		Nokha	300	300	Unch
		Khajuwala	300	NR	-

		Lunkaransar	500	500	Unch
	Hanumangarh	Hanumangarh	50	70	-20
		Nohar	NA	550	-
		Pilibanga	40	40	Unch
	Nagaur	Nagaur	60	75	-15
	Churu	Churu	150	NR	-
	Alwar	Alwar	NA	NR	-
Haryana	Hisar	Adampur	1500	1500	Unch
	Bhiwani	Bhiwani	NA	150	-
		Siwani	250	250	Unch
	Sirsa	Sirsa	600	500	100
		Dhabwali	100	250	-150
		Ellanabad	250	150	100
	Fatehabad	Fatehabad	NA	NA	-
Gujarat	Banaskantha	Deesa	NA	NA	-
	Patan	Patan	20	NA	-
	Rajkot	Rajkot	150	200	-50
	Jamnagar	Dhrol	NA	NA	-
Madhya Pradesh	Gwalior	Dabra	NA	NA	-
Total Arrivals/Above Markets			5520	6135	-615

Disclaimer

The information and opinions contained in the document have been compiled from sources believed to be reliable. The company does not warrant its accuracy, completeness and correctness. Use of data and information contained in this report is at your own risk. This document is not, and should not be construed as, an offer to sell or solicitation to buy any commodities. This document may not be reproduced, distributed or published, in whole or in part, by any recipient hereof for any purpose without prior permission from the Company. IASL and its affiliates and/or their officers, directors and employees may have positions in any commodities mentioned in this document (or in any related investment) and may from time to time add to or dispose of any such commodities (or investment). Please see the detailed disclaimer at <http://www.agriwatch.com/Disclaimer.asp> © 2023 Indian Agribusiness Systems Limited