

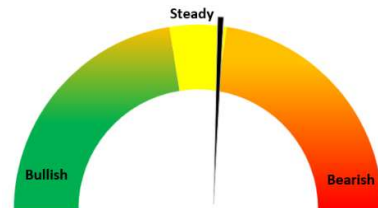
Today's Update

Today, the Guar seed Jodhpur delivery prices remained steady at at INR 5,618 as compared to previous day. While in other cash markets, Guar seed traded with *mixed* sentiments.

In Rajasthan, the arrivals went down to 2,140 qtl. Vs 2,370 qtl. previous day. While in Haryana too, the arrivals went down to 2,460 qtl. Vs 2,725 qtl. previous day.

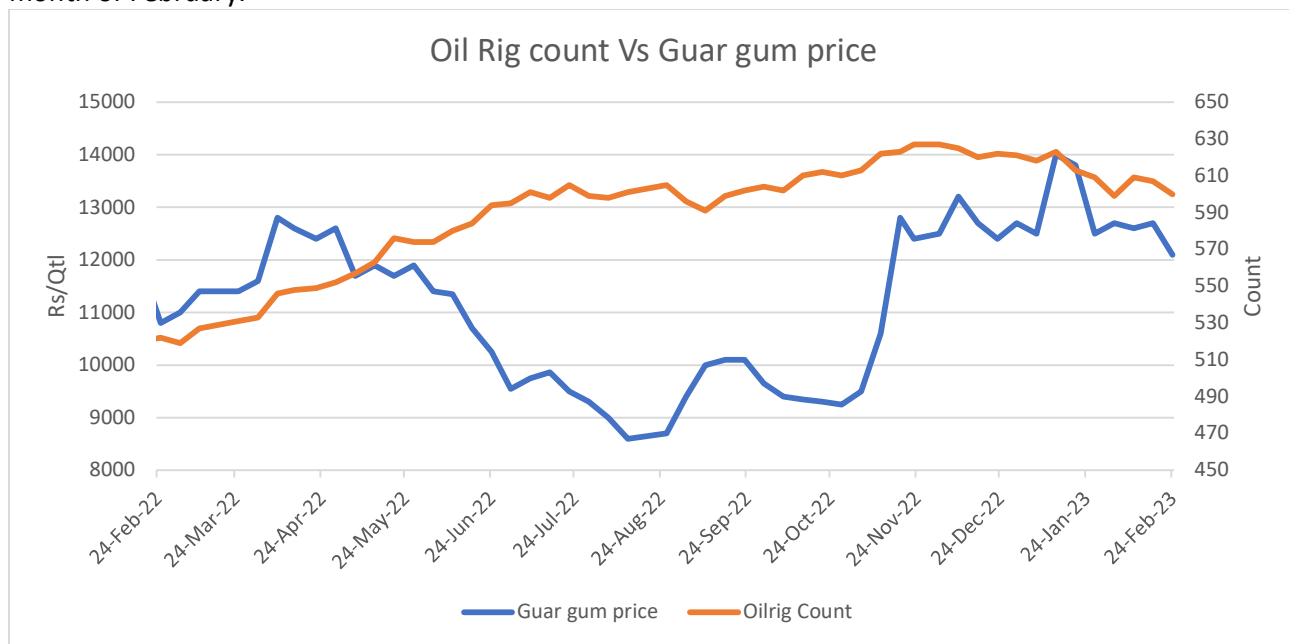
Jodhpur Guar seed delivery prices are expected to trade in the range of Rs. 5,200-6,000/Qtl. in near term amid the bearish sentiments in the market.

The subdued demand in the local market is expected to keep Guar seed prices under pressure. Farmers holding higher stocks and the lackluster demand for gum are likely to contribute to the downward pressure on prices.



Oilrig Count

As on 24th Feb '2023, as per data released by Baker Hughes, the number of oilrigs in USA decreased by 7 to 600 as compared to the previous week at 607. While the guar gum prices also went down by 5% in the month of February.




WTI Crude Oil

WTI Crude oil 3rd Mar '23	% Change
3rd Mar '23	1.94%
1 Week	4.20%
Month till date	3.41%


Guar Split Exports

India's guar split exports decreased in the month of Jan '2023 by 32% to 3,711 tonnes compared to 5,440 tonnes previous month at an average FoB of US \$1,936 per tonne in the month of Jan '23 compared to US \$1,609 per tonne previous month. However, the guar split shipments gone down by 8% in Jan '23 compared to the same period last year. Of the total exported quantity, around 3,000 tonnes bought by China, US 630 tonnes and Switzerland 80 tonnes.

COUNTRIES	JAN '23	DEC'22	CHANGE
CHINA	3000	3400	-12%
USA 	631	1520	-58%
GERMANY	80	220	-64%
OTHER	0	300	-100%
TOTAL	3711	5440	-32%

Guar Gum Exports

India's guar gum exports decreased in the month of January 2023 by 8% to 21,326 tonnes compared to 23,136 tonnes during previous month at an average FoB of US \$1482 per tonne in the month of Jan '2023 as compared to US \$1312 per tonne previous month. Further, the gum shipments were marginally down by 0.2% in Jan '2023 as compared to the corresponding year. Out of the total exported quantity, around 7,428 tonnes bought by USA, Russia 3,897 tonnes, Germany 1,458 tonnes, China 1,217 tonnes, Australia 1,005 tonnes and Italy 770 tonnes.

COUNTRIES	DEC' 22	JAN' 23	CHANGE
USA	10734	7428	-31%
RUSSIA	2412	3897	62%
GERMANY 	2365	1458	-38%
CHINA	658	1217	85%
UK	561	335	-40%
TURKEY	467	95	-80%
ITALY	464	770	66%
CANADA	436	435	0%
BRAZIL	392	281	-28%
ALGERIA	370	326	-12%
OTHERS	4276	5084	19%
TOTAL	23136	21326	-8%

In 2022, Indian guar gum exports witnessed a 13% YoY increase, reaching 248,090 tonnes worth \$489.6 million (+53% YoY). The US, Russia, and Germany were the top importers, accounting for 31%, 14%, and 12% (by volume) respectively, with the US experiencing a 15.76% YoY increase in imports. The futures prices for deliveries from March-June saw a fall of 14% month-on-month.



Guar seed Stock Position:			
Stocks	Demat	In-Process	Total
	03-Mar-23	03-Mar-23	03-Mar-23
Bikaner	28382	219	28601
Deesa	-	-	0
Sri Ganganagar	907	0	907
Jodhpur	1445	0	1445
Nokha	-	-	-

Guar Gum Stock Position:			
Stocks	Demat	In-Process	Total
	03-Mar-23	03-Mar-23	03-Mar-23
Deesa	75	0	75
Bikaner	2945	0	2945
Jodhpur	15258	0	15258
Nokha	1177	0	1177
Sri Ganganagar	20	0	20

Churi and Korma Prices:		04-Mar-23
Commodity	Centre	Rs. /75 kg.
Churi	Jodhpur	2100
Korma	Jodhpur	2925

Guar seed EDD:					
	10-Mar-23	10-Apr-23	10-May-23	10-Jun-23	10-Jul-23
Bikaner	199	190	60	60	248
Deesa	-	-	-	-	-



Sri Ganganagar	-	-	-	-	70
Jodhpur	-	-	-	-	30
Nokha	-	-	-	-	-

Guar Gum EDD:					
	10-Mar-23	10-Apr-23	10-May-23	10-Jun-23	10-Jul-23
Deesa	-	-	-	-	-
Bikaner	30	70	60	190	624
Jodhpur	20	104	189	1283	875
Nokha	20	-	50	90	60
Sri Ganganagar	-	-	-	-	-

Guar Seed Prices at Key Spot Markets:					
Commodity	District	Centre	Prices (Rs/Qtl)		Change
Guar Seed			4-Mar-23	3-Mar-23	
Rajasthan	Jodhpur	Jodhpur (Loose)	5350	5350	Unch
		Jodhpur (Delivery)	5618	5618	Unch
	Sri-Ganganagar	Sri-Ganganagar (Loose)	5450	5400	50
		Sri-Ganganagar (Delivery)	5600	5550	50
		Rawla (Loose)	5425	5475	-50
		Gharsana (Loose)	5425	5475	-50
		Raisinghnagar (Loose)	5250	5280	-30
	Bikaner	Bikaner (Loose)	5375	5450	-75
		Bikaner (Delivery)	5644	5723	-79
		Nokha (Loose)	5450	5450	Unch
		Nokha (Delivery)	5723	5723	Unch
		Khajuwala (Loose)	5450	5550	-100
		Khajuwala (Delivery)	5723	5828	-105
		Lunkaransar (Loose)	5565	5565	Unch
	Hanumangarh	Hanumangarh (Loose)	5400	5350	50
		Hanumangarh (Delivery)	5670	5618	53
		Nohar (Loose)	NA	NA	-

		Pilibanga (Loose)	5350	5350	Unch
	Nagaur	Nagaur (Loose)	NA	5450	-
	Churu	Churu (Delivery)	NR	5650	-
	Alwar	Alwar (Loose)	NR	5300	-
Haryana	Hisar	Adampur (Loose)	5300	5350	-50
		Adampur (Delivery)	5565	5618	-53
	Bhiwani	Bhiwani (Delivery)	5525	5425	100
		Siwani (Loose)	5500	5600	-100
	Sirsa	Sirsa (Loose)	5425	5450	-25
		Dhabwali (Loose)	5365	5400	-35
		Dhabwali (Delivery)	5633	5670	-37
		Ellanabad (Loose)	5340	5360	-20
Gujarat	Fatehabad	Fatehabad (Loose)	5200	5200	Unch
	Banaskantha	Deesa (Loose)	NA	NA	-
	Patan	Patan (Loose)	5115	NA	-
	Rajkot	Rajkot (Loose)	NA	NA	-
Madhya Pradesh	Jamnagar	Dhrol (Loose)	5000	NA	-
	Gwalior	Dabra (Loose)	NA	NA	-
Guar Gum					
Rajasthan	Jodhpur	Jodhpur	11900	12000	-100
	Alwar	Alwar	NR	12100	-
	Hanumangarh	Nohar	NA	NA	-
Haryana	Bhiwani	Bhiwani	11650	11600	50
	Sirsa	Sirsa	11900	11900	Unch
		Dhabwali	11900	11900	Unch
		Ellanabad	11900	11900	Unch
	Fatehabad	Fatehabad	12000	12000	Unch

Guar Seed Arrivals in Key Centers					
Commodity	District	Centre	Arrivals (Quintals)		Change
Guar Seed			4-Mar-23	3-Mar-23	
Rajasthan	Jodhpur	Jodhpur	NA	NA	-
	Sri-Ganganagar	Sri-Ganganagar	300	300	Unch
		Rawla	NA	NA	-
		Gharsana	NA	NA	-
		Raisinghnagar	300	200	100
	Bikaner	Bikaner	400	700	-300
		Nokha	150	200	-50
		Khajuwala	150	200	-50

		Lunkaransar	600	500	100
	Hanumangarh	Hanumangarh	200	70	130
		Nohar	NA	NA	-
		Pilibanga	40	40	Unch
	Nagaur	Nagaur	NA	50	-
	Churu	Churu	NR	150	-
	Alwar	Alwar	NR	NA	-
Haryana	Hisar	Adampur	1000	1200	-200
	Bhiwani	Bhiwani	100	NA	-
		Siwani	250	350	-100
	Sirsa	Sirsa	500	600	-100
		Dhabwali	160	250	-90
		Ellanabad	450	325	125
	Fatehabad	Fatehabad	NA	NA	-
Gujarat	Banaskantha	Deesa	NA	NA	-
	Patan	Patan	1	NA	-
	Rajkot	Rajkot	NA	NA	-
	Jamnagar	Dhrol	1	NA	-
Madhya Pradesh	Gwalior	Dabra	NA	NA	-
Total Arrivals/Above Markets			4602	5135	-533

Disclaimer

The information and opinions contained in the document have been compiled from sources believed to be reliable. The company does not warrant its accuracy, completeness and correctness. Use of data and information contained in this report is at your own risk. This document is not, and should not be construed as, an offer to sell or solicitation to buy any commodities. This document may not be reproduced, distributed or published, in whole or in part, by any recipient hereof for any purpose without prior permission from the Company. IASL and its affiliates and/or their officers, directors and employees may have positions in any commodities mentioned in this document (or in any related investment) and may from time to time add to or dispose of any such commodities (or investment). Please see the detailed disclaimer at <http://www.agriwatch.com/Disclaimer.asp> © 2023 Indian Agribusiness Systems Limited