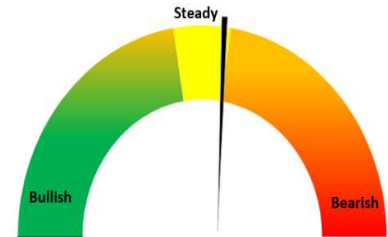


Today's Update

Today, most of the mandis remained closed on the occasion of Holi.

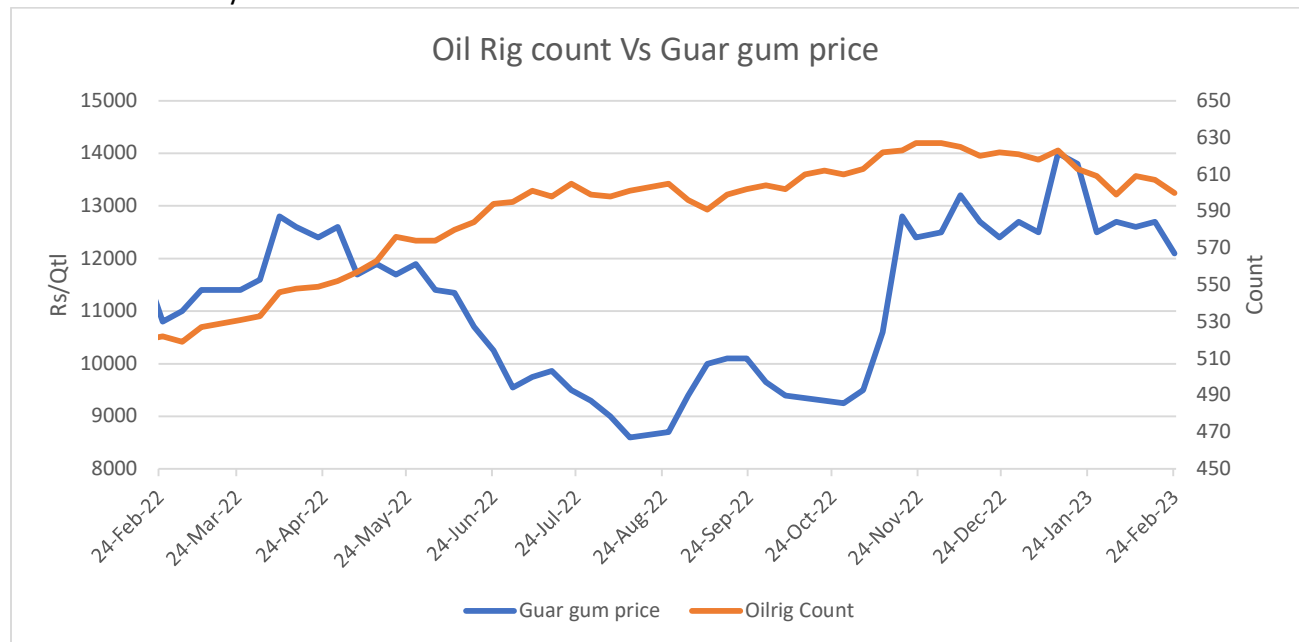
In Rajasthan, all the mandis were closed. While in Haryana, the arrivals went down to 695 qtl. Vs 3,165 qtl. previous day.

Jodhpur Guar seed delivery prices are expected to trade in the range of Rs. 5,200-6,000/Qtl. in near term amid the bearish sentiments in the market.



Oilrig Count

As on 24th Feb '2023, as per data released by Baker Hughes, the number of oilrigs in USA decreased by 7 to 600 as compared to the previous week at 607. While the guar gum prices also went down by 5% in the month of February.




WTI Crude Oil

WTI Crude oil 3rd Mar '23	% Change
3rd Mar '23	1.94%
1 Week	4.20%
Month till date	3.41%


Guar Split Exports

India's guar split exports decreased in the month of Jan '2023 by 32% to 3,711 tonnes compared to 5,440 tonnes previous month at an average FoB of US \$1,936 per tonne in the month of Jan '23 compared to US \$1,609 per tonne previous month. However, the guar split shipments gone down by 8% in Jan '23 compared to the same period last year. Of the total exported quantity, around 3,000 tonnes bought by China, US 630 tonnes and Switzerland 80 tonnes.

COUNTRIES	JAN '23	DEC'22	CHANGE
CHINA	3000	3400	-12%
USA 	631	1520	-58%
GERMANY	80	220	-64%
OTHER	0	300	-100%
TOTAL	3711	5440	-32%

Guar Gum Exports

India's guar gum exports decreased in the month of January 2023 by 8% to 21,326 tonnes compared to 23,136 tonnes during previous month at an average FoB of US \$1482 per tonne in the month of Jan '2023 as compared to US \$1312 per tonne previous month. Further, the gum shipments were marginally down by 0.2% in Jan '2023 as compared to the corresponding year. Out of the total exported quantity, around 7,428 tonnes bought by USA, Russia 3,897 tonnes, Germany 1,458 tonnes, China 1,217 tonnes, Australia 1,005 tonnes and Italy 770 tonnes.

COUNTRIES	DEC' 22	JAN' 23	CHANGE
USA	10734	7428	-31%
RUSSIA	2412	3897	62%
GERMANY 	2365	1458	-38%
CHINA	658	1217	85%
UK	561	335	-40%
TURKEY	467	95	-80%
ITALY	464	770	66%
CANADA	436	435	0%
BRAZIL	392	281	-28%
ALGERIA	370	326	-12%
OTHERS	4276	5084	19%
TOTAL	23136	21326	-8%

In 2022, Indian guar gum exports witnessed a 13% YoY increase, reaching 248,090 tonnes worth \$489.6 million (+53% YoY). The US, Russia, and Germany were the top importers, accounting for 31%, 14%, and 12% (by volume) respectively, with the US experiencing a 15.76% YoY increase in imports. The futures prices for deliveries from March-June saw a fall of 14% month-on-month.



Guar seed Stock Position:			
Stocks	Demat	In-Process	Total
	05-Mar-23	05-Mar-23	05-Mar-23
Bikaner	28492	159	28651
Deesa	-	-	0
Sri Ganganagar	907	0	907
Jodhpur	1445	0	1445
Nokha	-	-	-

Guar Gum Stock Position:			
Stocks	Demat	In-Process	Total
	04-Mar-23	04-Mar-23	04-Mar-23
Deesa	75	0	75
Bikaner	2946	0	2946
Jodhpur	15257	0	15257
Nokha	1177	0	1177
Sri Ganganagar	20	0	20

Churi and Korma Prices:		07-Mar-23
Commodity	Centre	Rs. /75 kg.
Churi	Jodhpur	closed
Korma	Jodhpur	closed

Guar seed EDD:					
	10-Mar-23	10-Apr-23	10-May-23	10-Jun-23	10-Jul-23
Bikaner	199	190	60	60	248
Deesa	-	-	-	-	-



Sri Ganganagar	-	-	-	-	70
Jodhpur	-	-	-	-	30
Nokha	-	-	-	-	-

Guar Gum EDD:					
	10-Mar-23	10-Apr-23	10-May-23	10-Jun-23	10-Jul-23
Deesa	-	-	-	-	-
Bikaner	30	70	60	190	624
Jodhpur	20	104	189	1283	875
Nokha	20	-	50	90	60
Sri Ganganagar	-	-	-	-	-

Guar Seed Prices at Key Spot Markets:					
Commodity	District	Centre	Prices (Rs/Qtl)		Change
Guar Seed			7-Mar-23	6-Mar-23	
Rajasthan	Jodhpur	Jodhpur (Loose)	Closed	Closed	-
		Jodhpur (Delivery)	Closed	Closed	-
	Sri-Ganganagar	Sri-Ganganagar (Loose)	Closed	5450	-
		Sri-Ganganagar (Delivery)	Closed	5600	-
		Rawla (Loose)	Closed	5600	-
		Gharsana (Loose)	Closed	5600	-
		Raisinghnagar (Loose)	Closed	Closed	-
	Bikaner	Bikaner (Loose)	Closed	Closed	-
		Bikaner (Delivery)	Closed	Closed	-
		Nokha(Loose)	Closed	5450	-
		Nokha (Delivery)	Closed	5723	-
		Khajuwala (Loose)	Closed	Closed	-
		Khajuwala (Delivery)	Closed	Closed	-
		Lunkaransar (Loose)	Closed	Closed	-
	Hanumangarh	Hanumangarh (Loose)	Closed	5550	-
		Hanumangarh (Delivery)	Closed	5828	-
		Nohar (Loose)	NA	NA	-



		Pilibanga (Loose)	NA	5250	-
	Nagaur	Nagaur (Loose)	Closed	Closed	-
	Churu	Churu (Delivery)	Closed	5700	-
	Alwar	Alwar (Loose)	Closed	5300	-
Haryana	Hisar	Adampur (Loose)	Closed	5300	-
		Adampur (Delivery)	Closed	5565	-
	Bhiwani	Bhiwani (Delivery)	Closed	5525	-
		Siwani (Loose)	Closed	5500	-
	Sirsa	Sirsa (Loose)	5300	5380	-80
		Dhabwali (Loose)	5350	5375	-25
		Dhabwali (Delivery)	5618	5644	-26
		Ellanabad (Loose)	5350	5350	Unch
	Fatehabad	Fatehabad (Loose)	5300	5300	Unch
Gujarat	Banaskantha	Deesa (Loose)	NA	NA	-
	Patan	Patan (Loose)	Closed	Closed	-
	Rajkot	Rajkot (Loose)	NA	NA	-
	Jamnagar	Dhrol (Loose)	NA	NA	-
Madhya Pradesh	Gwalior	Dabra (Loose)	NA	NA	-
Guar Gum					
Rajasthan	Jodhpur	Jodhpur	Closed	Closed	-
	Alwar	Alwar	Closed	11900	-
	Hanumangarh	Nohar	NA	NA	-
Haryana	Bhiwani	Bhiwani	Closed	11650	-
	Sirsa	Sirsa	11800	12000	-200
		Dhabwali	11700	11900	-200
		Ellanabad	11800	12000	-200
	Fatehabad	Fatehabad	11800	12000	-200

Guar Seed Arrivals in Key Centers					
Commodity	District	Centre	Arrivals (Quintals)		Change
Guar Seed			7-Mar-23	6-Mar-23	
Rajasthan	Jodhpur	Jodhpur	Closed	Closed	-
	Sri-Ganganagar	Sri-Ganganagar	Closed	300	-
		Rawla	Closed	NA	-
		Gharsana	Closed	NA	-
		Raisinghnagar	Closed	Closed	-
	Bikaner	Bikaner	Closed	Closed	-
		Nokha	Closed	150	-
		Khajuwala	Closed	Closed	-

		Lunkaransar	Closed	Closed	-
	Hanumangarh	Hanumangarh	Closed	300	-
		Nohar	0	NA	-
		Pilibanga	0	40	-40
	Nagaur	Nagaur	Closed	Closed	-
	Churu	Churu	Closed	NA	-
	Alwar	Alwar	Closed	NA	-
Haryana	Hisar	Adampur	Closed	1000	-
	Bhiwani	Bhiwani	Closed	100	-
		Siwani	Closed	390	-
	Sirsa	Sirsa	500	850	-350
		Dhabwali	50	275	-225
		Ellanabad	145	500	-355
	Fatehabad	Fatehabad	NA	NA	-
Gujarat	Banaskantha	Deesa	NA	NA	-
	Patan	Patan	Closed	Closed	-
	Rajkot	Rajkot	NA	NA	-
	Jamnagar	Dhrol	NA	NA	-
Madhya Pradesh	Gwalior	Dabra	NA	NA	-
Total Arrivals/Above Markets			695	3905	-3210

Disclaimer

The information and opinions contained in the document have been compiled from sources believed to be reliable. The company does not warrant its accuracy, completeness and correctness. Use of data and information contained in this report is at your own risk. This document is not, and should not be construed as, an offer to sell or solicitation to buy any commodities. This document may not be reproduced, distributed or published, in whole or in part, by any recipient hereof for any purpose without prior permission from the Company. IASL and its affiliates and/or their officers, directors and employees may have positions in any commodities mentioned in this document (or in any related investment) and may from time to time add to or dispose of any such commodities (or investment). Please see the detailed disclaimer at <http://www.agriwatch.com/Disclaimer.asp> © 2023 Indian Agribusiness Systems Limited