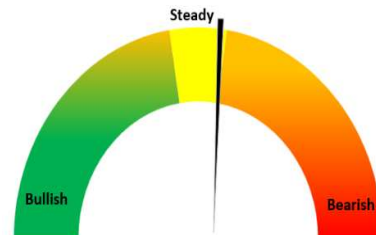


Today's Update

Today, the Guar seed Jodhpur delivery prices were steady at INR 5,618 as compared to previous day. While in other cash markets too, Guar seed traded sideways.

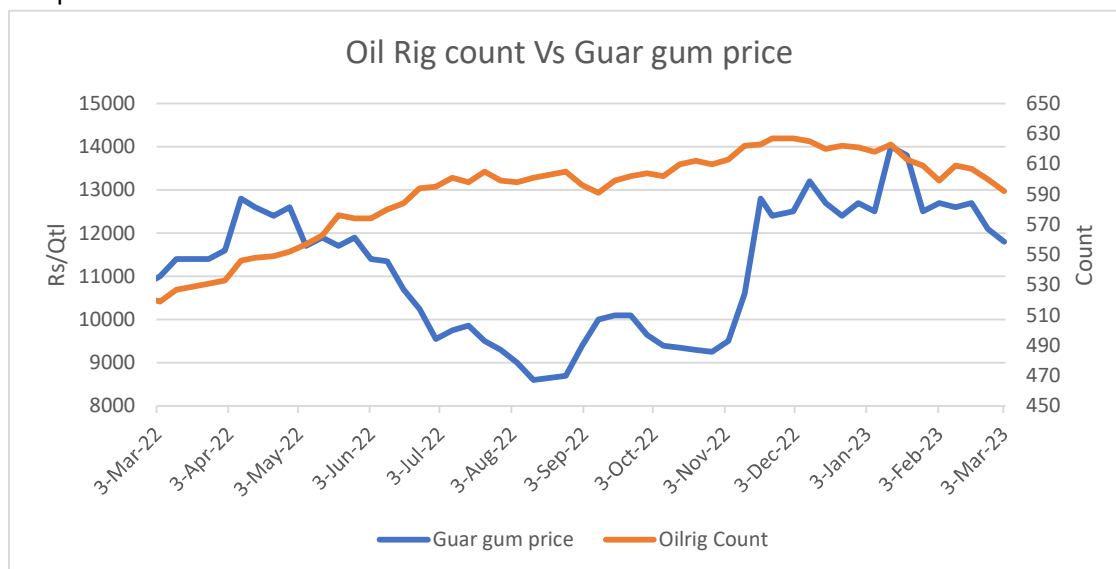
In Rajasthan, the arrivals went down to 1,260 qtl. Vs 2,370 qtl. previous day. While in Haryana too, the arrivals went down to 2,550 qtl. Vs 2,725 qtl. previous day.

Jodhpur Guar seed delivery prices are expected to trade in the range of Rs. 5,200-6,000/Qtl. in near term amid the bearish sentiments in the market.



Oilrig Count

As on 03rd Mar '2023, as per data released by Baker Hughes, the number of oilrigs in USA decreased by 8 to 592 as compared to the previous week at 600. While the guar gum prices also went down by 2.5% during the previous week.




WTI Crude Oil

WTI Crude oil 9th Mar '23	% Change
9th Mar '23	0.09%
1 Week	-3.68%
Month till date	-0.44%


Guar Split Exports

India's guar split exports decreased in the month of Jan '2023 by 32% to 3,711 tonnes compared to 5,440 tonnes previous month at an average FoB of US \$1,936 per tonne in the month of Jan '23 compared to US \$1,609 per tonne previous month. However, the guar split shipments gone down by 8% in Jan '23 compared to the same period last year. Of the total exported quantity, around 3,000 tonnes bought by China, US 630 tonnes and Switzerland 80 tonnes.

COUNTRIES	JAN '23	DEC'22	CHANGE
CHINA	3000	3400	-12%
USA 	631	1520	-58%
GERMANY	80	220	-64%
OTHER	0	300	-100%
TOTAL	3711	5440	-32%

Guar Gum Exports

India's guar gum exports decreased in the month of January 2023 by 8% to 21,326 tonnes compared to 23,136 tonnes during previous month at an average FoB of US \$1482 per tonne in the month of Jan '2023 as compared to US \$1312 per tonne previous month. Further, the gum shipments were marginally down by 0.2% in Jan '2023 as compared to the corresponding year. Out of the total exported quantity, around 7,428 tonnes bought by USA, Russia 3,897 tonnes, Germany 1,458 tonnes, China 1,217 tonnes, Australia 1,005 tonnes and Italy 770 tonnes.

COUNTRIES	DEC' 22	JAN' 23	CHANGE
USA	10734	7428	-31%
RUSSIA	2412	3897	62%
GERMANY 	2365	1458	-38%
CHINA	658	1217	85%
UK	561	335	-40%
TURKEY	467	95	-80%
ITALY	464	770	66%
CANADA	436	435	0%
BRAZIL	392	281	-28%
ALGERIA	370	326	-12%
OTHERS	4276	5084	19%
TOTAL	23136	21326	-8%

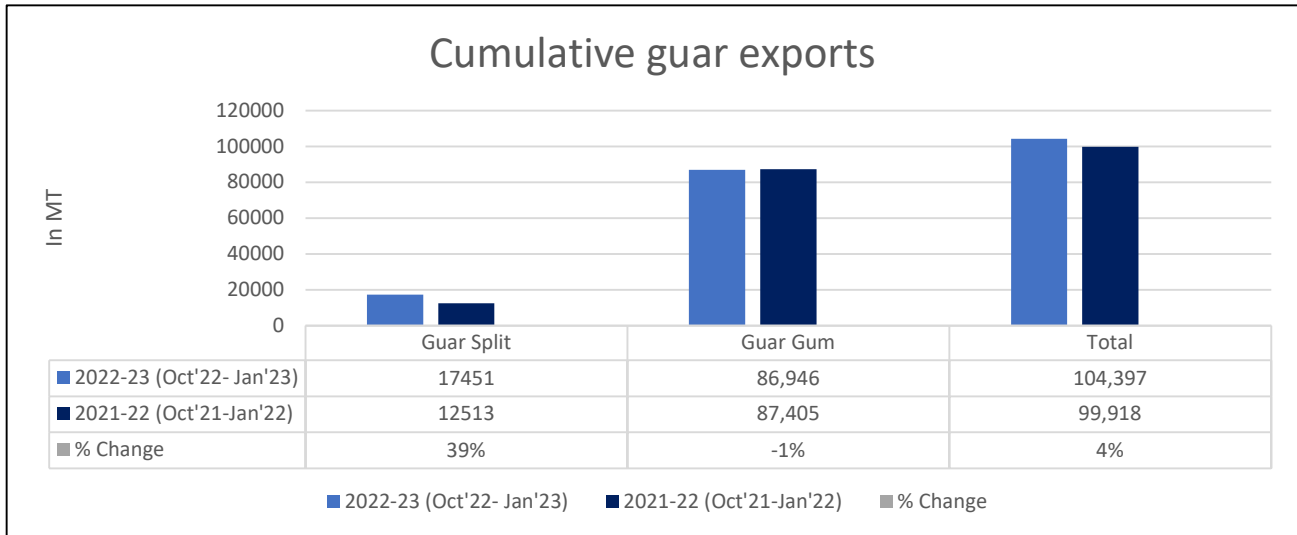
In 2022, Indian guar gum exports witnessed a 13% YoY increase, reaching 248,090 tonnes worth \$489.6 million (+53% YoY). The US, Russia, and Germany were the top importers, accounting for 31%, 14%, and 12% (by volume) respectively, with the US experiencing a 15.76% YoY increase in imports. The futures prices for deliveries from March-June saw a fall of 14% month-on-month.

Total Cumulative Guar Exports: In the Oct'22-Jan'23 period, the total cumulative guar exports went up by 4% to 10.4 Lakh tonnes as compared to 0.99 Lakh tonnes previous year same period. While the cumulative guar split exports increased by 39%, but the guar gum exports went down by 1% in the period concerned.

Attributes	2022-23 (Oct'22- Jan'23)	2021-22 (Oct'21-Jan'22)	% Change
Guar Split	17451	12513	39%
Guar Gum	86,946	87,405	-1%
Total	104,397	99,918	4%



NCDEX Futures Market



NCDEX-FUTURES MARKET – Guar Seed

Contract	% chg	Open	High	Low	Close	Volume	Change	OI	Change
Mar-23	+3.40	5,566	5,788	5,538	5,755	15,700	5095	20710	-10825
Apr-23	+3.51	5,608	5,825	5,590	5,808	36,795	20450	58935	11200

NCDEX-FUTURES MARKET- Guar Gum

Contract	% chg	Open	High	Low	Close	Volume	Change	OI	Change
Mar-23	+3.95	11661	12146	11650	12140	5530	2235	8535	-5820
Apr-23	+3.77	11770	12255	11750	12228	13445	7155	42610	6490

Guar seed Stock Position:

Stocks	Demat	In-Process	Total
	08-Mar-23	08-Mar-23	08-Mar-23
Bikaner	28601	49	28650
Deesa	-	-	0



Sri Ganganagar	907	20	927
Jodhpur	1445	0	1445
Nokha	-	-	-

Guar Gum Stock Position:			
Stocks	Demat	In-Process	Total
	08-Mar-23	08-Mar-23	08-Mar-23
Deesa	75	0	75
Bikaner	2946	0	2946
Jodhpur	15238	0	15238
Nokha	1157	0	1157
Sri Ganganagar	20	0	20

Churi and Korma Prices:		09-Mar-23
Commodity	Centre	Rs. /75 kg.
Churi	Jodhpur	2100
Korma	Jodhpur	2850

Guar seed EDD:					
	10-Mar-23	10-Apr-23	10-May-23	10-Jun-23	10-Jul-23
Bikaner	199	190	60	60	248
Deesa	-	-	-	-	-
Sri Ganganagar	-	-	-	-	70
Jodhpur	-	-	-	-	30
Nokha	-	-	-	-	-



Guar Gum EDD:					
	10-Mar-23	10-Apr-23	10-May-23	10-Jun-23	10-Jul-23
Deesa	-	-	-	-	-
Bikaner	30	70	60	190	624
Jodhpur	20	104	189	1283	875
Nokha	-	-	50	90	60
Sri Ganganagar	-	-	-	-	-

Guar Seed Prices at Key Spot Markets:					
Commodity	District	Centre	Prices (Rs/Qtl)		Change
Guar Seed			9-Mar-23	7-Mar-23	
Rajasthan	Jodhpur	Jodhpur (Loose)	5350	Closed	-
		Jodhpur (Delivery)	5618	Closed	-
	Sri-Ganganagar	Sri-Ganganagar (Loose)	5350	Closed	-
		Sri-Ganganagar (Delivery)	5500	Closed	-
		Rawla (Loose)	5400	Closed	-
		Gharsana (Loose)	5400	Closed	-
		Raisinghnagar (Loose)	5320	Closed	-
	Bikaner	Bikaner (Loose)	5400	Closed	-
		Bikaner (Delivery)	5670	Closed	-
		Nokha (Loose)	5450	Closed	-
		Nokha (Delivery)	5723	Closed	-
		Khajuwala (Loose)	5500	Closed	-
		Khajuwala (Delivery)	5775	Closed	-
		Lunkaransar (Loose)	NR	Closed	-
	Hanumangarh	Hanumangarh (Loose)	5400	Closed	-
		Hanumangarh (Delivery)	5670	Closed	-
		Nohar (Loose)	NA	NA	-
		Pilibanga (Loose)	NA	5250	-
	Nagaur	Nagaur (Loose)	5410	Closed	-
	Churu	Churu (Delivery)	5550	Closed	-
	Alwar	Alwar (Loose)	5250	Closed	-
Haryana	Hisar	Adampur (Loose)	5400	Closed	-
		Adampur (Delivery)	5670	Closed	-
	Bhiwani	Bhiwani (Delivery)	5525	Closed	-

	Sirsa	Siwani (Loose)	5450	Closed	-
		Sirsa (Loose)	5300	5300	Unch
		Dhabwali (Loose)	5350	5350	Unch
		Dhabwali (Delivery)	5618	5618	Unch
		Ellanabad (Loose)	5300	5350	-50
	Fatehabad	Fatehabad (Loose)	5300	5300	Unch
Gujarat	Banaskantha	Deesa (Loose)	NA	NA	-
	Patan	Patan (Loose)	5150	Closed	-
	Rajkot	Rajkot (Loose)	5325	NA	-
	Jamnagar	Dhrol (Loose)	NA	NA	-
Madhya Pradesh	Gwalior	Dabra (Loose)	NA	NA	-
Guar Gum					
Rajasthan	Jodhpur	Jodhpur	11800	Closed	-
	Alwar	Alwar	11900	Closed	-
	Hanumangarh	Nohar	NA	NA	-
Haryana	Bhiwani	Bhiwani	11750	Closed	-
	Sirsa	Sirsa	11800	11800	Unch
		Dhabwali	11700	11700	Unch
		Ellanabad	11700	11800	-100
	Fatehabad	Fatehabad	11800	11800	Unch

Guar Seed Arrivals in Key Centers					
Commodity	District	Centre	Arrivals (Quintals)		Change
Guar Seed			9-Mar-23	7-Mar-23	
Rajasthan	Jodhpur	Jodhpur	NA	Closed	-
	Sri-Ganganagar	Sri-Ganganagar	150	Closed	-
		Rawla	NA	Closed	-
		Gharsana	NA	Closed	-
		Raisinghnagar	100	Closed	-
	Bikaner	Bikaner	550	Closed	-
		Nokha	200	Closed	-
		Khajuwala	50	Closed	-
		Lunkaransar	NR	Closed	-
	Hanumangarh	Hanumangarh	40	Closed	-
		Nohar	NA	NA	-
		Pilibanga	0	40	-40
	Nagaur	Nagaur	70	Closed	-
	Churu	Churu	100	Closed	-
	Alwar	Alwar	NA	Closed	-

Haryana	Hisar	Adampur	1000	Closed	-
	Bhiwani	Bhiwani	NA	Closed	-
		Siwani	350	Closed	-
	Sirsa	Sirsa	900	500	400
		Dhabwali	50	50	Unch
		Ellanabad	250	145	105
	Fatehabad	Fatehabad	NA	NA	-
Gujarat	Banaskantha	Deesa	NA	NA	-
	Patan	Patan	8	Closed	-
	Rajkot	Rajkot	10	NA	-
	Jamnagar	Dhrol	NA	NA	-
Madhya Pradesh	Gwalior	Dabra	0	NA	-
Total Arrivals/Above Markets			3828	735	3093

Disclaimer

The information and opinions contained in the document have been compiled from sources believed to be reliable. The company does not warrant its accuracy, completeness and correctness. Use of data and information contained in this report is at your own risk. This document is not, and should not be construed as, an offer to sell or solicitation to buy any commodities. This document may not be reproduced, distributed or published, in whole or in part, by any recipient hereof for any purpose without prior permission from the Company. IASL and its affiliates and/or their officers, directors and employees may have positions in any commodities mentioned in this document (or in any related investment) and may from time to time add to or dispose of any such commodities (or investment). Please see the detailed disclaimer at <http://www.agriwatch.com/Disclaimer.asp> © 2023 Indian Agribusiness Systems Limited.