

Today's Update

Today, the Guar seed Jodhpur delivery prices went up by 3.3% at INR 5,801 as compared to INR 5,618 previous day. While in other cash markets too, Guar seed traded with bullish sentiments.

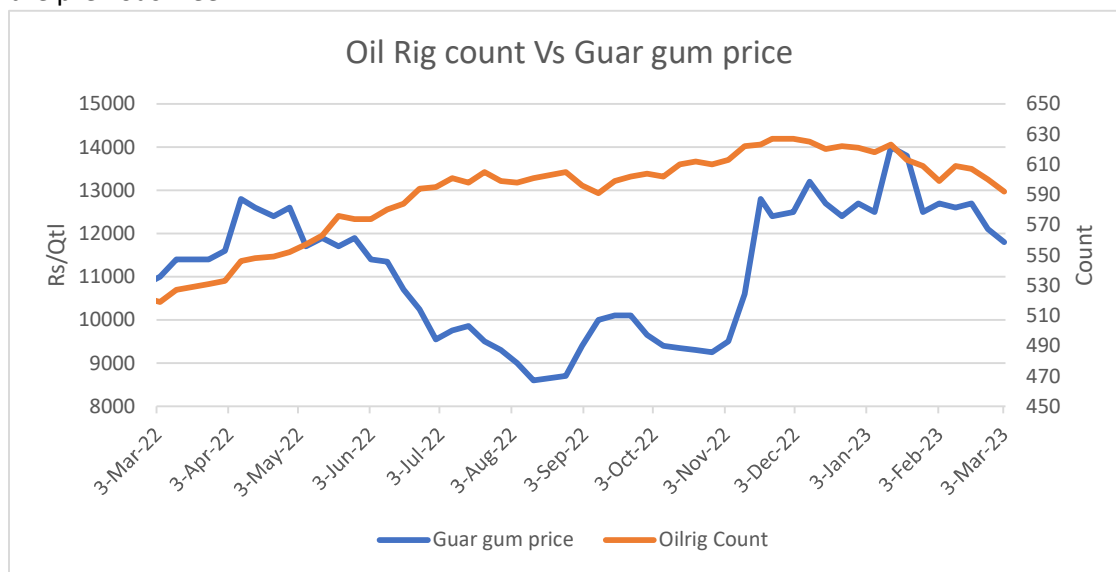
In Rajasthan, the arrivals went up to 2,015 qtl. Vs 1,260 qtl. previous day. While in Haryana too, the arrivals went up to 2,850 qtl. Vs 2,550 qtl. previous day.

Jodhpur Guar seed delivery prices are expected to trade in the range of Rs. 5,200-6,000/Qtl. in near term amid the bearish sentiments in the market.



Oilrig Count

As on 03rd Mar '2023, as per data released by Baker Hughes, the number of oilrigs in USA decreased by 8 to 592 as compared to the previous week at 600. While the guar gum prices also went down by 2.5% during the previous week.




WTI Crude Oil

WTI Crude oil 10th Mar '23	% Change
10th Mar '23	-0.81%
1 Week	-5.92%
Month till date	-2.54%


Guar Split Exports

India's guar split exports decreased in the month of Jan '2023 by 32% to 3,711 tonnes compared to 5,440 tonnes previous month at an average FoB of US \$1,936 per tonne in the month of Jan '23 compared to US \$1,609 per tonne previous month. However, the guar split shipments gone down by 8% in Jan '23 compared to the same period last year. Of the total exported quantity, around 3,000 tonnes bought by China, US 630 tonnes and Switzerland 80 tonnes.

COUNTRIES	JAN '23	DEC'22	CHANGE
CHINA	3000	3400	-12%
USA 	631	1520	-58%
GERMANY	80	220	-64%
OTHER	0	300	-100%
TOTAL	3711	5440	-32%

Guar Gum Exports

India's guar gum exports decreased in the month of January 2023 by 8% to 21,326 tonnes compared to 23,136 tonnes during previous month at an average FoB of US \$1482 per tonne in the month of Jan '2023 as compared to US \$1312 per tonne previous month. Further, the gum shipments were marginally down by 0.2% in Jan '2023 as compared to the corresponding year. Out of the total exported quantity, around 7,428 tonnes bought by USA, Russia 3,897 tonnes, Germany 1,458 tonnes, China 1,217 tonnes, Australia 1,005 tonnes and Italy 770 tonnes.

COUNTRIES	DEC' 22	JAN' 23	CHANGE
USA	10734	7428	-31%
RUSSIA	2412	3897	62%
GERMANY 	2365	1458	-38%
CHINA	658	1217	85%
UK	561	335	-40%
TURKEY	467	95	-80%
ITALY	464	770	66%
CANADA	436	435	0%
BRAZIL	392	281	-28%
ALGERIA	370	326	-12%
OTHERS	4276	5084	19%
TOTAL	23136	21326	-8%

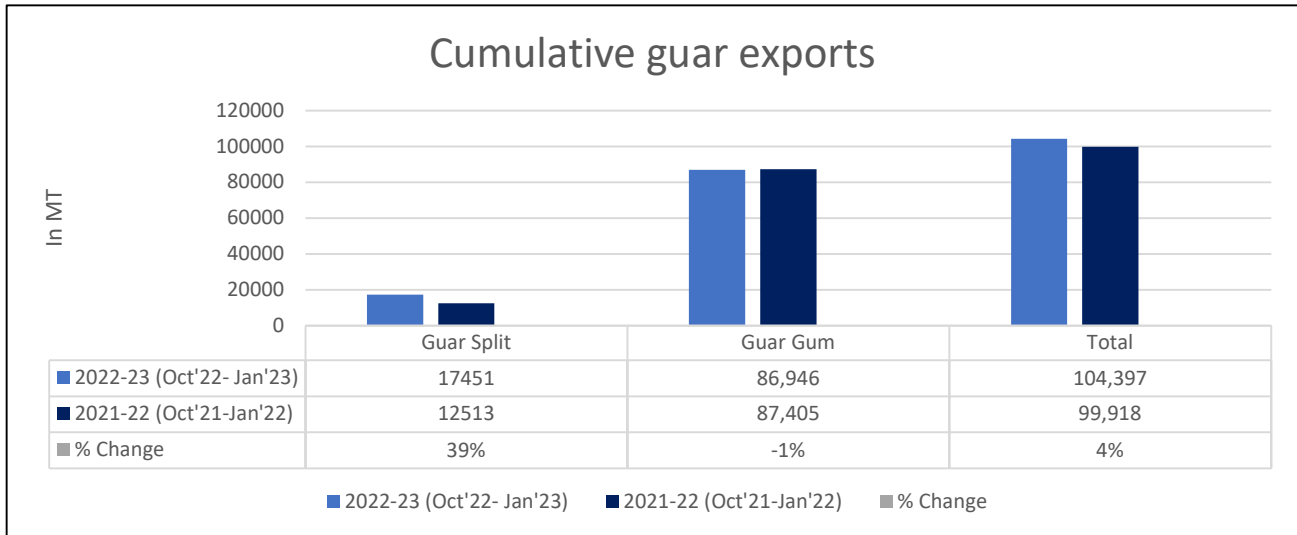
In 2022, Indian guar gum exports witnessed a 13% YoY increase, reaching 248,090 tonnes worth \$489.6 million (+53% YoY). The US, Russia, and Germany were the top importers, accounting for 31%, 14%, and 12% (by volume) respectively, with the US experiencing a 15.76% YoY increase in imports. The futures prices for deliveries from March-June saw a fall of 14% month-on-month.

Total Cumulative Guar Exports: In the Oct'22-Jan'23 period, the total cumulative guar exports went up by 4% to 10.4 Lakh tonnes as compared to 0.99 Lakh tonnes previous year same period. While the cumulative guar split exports increased by 39%, but the guar gum exports went down by 1% in the period concerned.

Attributes	2022-23 (Oct'22- Jan'23)	2021-22 (Oct'21-Jan'22)	% Change
Guar Split	17451	12513	39%
Guar Gum	86,946	87,405	-1%
Total	104,397	99,918	4%



NCDEX Futures Market



NCDEX-FUTURES MARKET – Guar Seed

Contract	% chg	Open	High	Low	Close	Volume	Change	OI	Change
Mar-23	-1.37	5,732	5,740	5,667	5,675	10,900	-4800	15360	-5350
Apr-23	-1.36	5,791	5,796	5,719	5,730	28,775	-8020	62995	4060

NCDEX-FUTURES MARKET- Guar Gum

Contract	% chg	Open	High	Low	Close	Volume	Change	OI	Change
Mar-23	-1.89	12085	12086	11850	11900	4620	-910	5475	-3060
Apr-23	-1.94	12220	12220	11970	12002	12825	-620	45855	3245

Guar seed Stock Position:

Stocks	Demat	In-Process	Total
	09-Mar-23	09-Mar-23	09-Mar-23
Bikaner	28601	49	28650
Deesa	-	-	0



Sri Ganganagar	927	0	927
Jodhpur	1445	0	1445
Nokha	-	-	-

Guar Gum Stock Position:			
Stocks	Demat	In-Process	Total
	09-Mar-23	09-Mar-23	09-Mar-23
Deesa	75	0	75
Bikaner	2946	0	2946
Jodhpur	15238	0	15238
Nokha	1157	0	1157
Sri Ganganagar	20	0	20

Churi and Korma Prices:		10-Mar-23
Commodity	Centre	Rs. /75 kg.
Churi	Jodhpur	2100
Korma	Jodhpur	2850

Guar seed EDD:					
	10-Mar-23	10-Apr-23	10-May-23	10-Jun-23	10-Jul-23
Bikaner	150	190	60	60	248
Deesa	-	-	-	-	-
Sri Ganganagar	-	-	-	-	70
Jodhpur	-	-	-	-	30
Nokha	-	-	-	-	-



Guar Gum EDD:					
	10-Mar-23	10-Apr-23	10-May-23	10-Jun-23	10-Jul-23
Deesa	-	-	-	-	-
Bikaner	30	70	60	190	624
Jodhpur	20	104	189	1283	875
Nokha	-	-	50	90	60
Sri Ganganagar	-	-	-	-	-

Guar Seed Prices at Key Spot Markets:					
Commodity	District	Centre	Prices (Rs/Qtl)		Change
Guar Seed			10-Mar-23	9-Mar-23	
Rajasthan	Jodhpur	Jodhpur (Loose)	5525	5350	175
		Jodhpur (Delivery)	5801	5618	184
	Sri-Ganganagar	Sri-Ganganagar (Loose)	5470	5350	120
		Sri-Ganganagar (Delivery)	5620	5500	120
		Rawla (Loose)	5325	5500	-175
		Gharsana (Loose)	5325	5500	-175
		Raisinghnagar (Loose)	5400	5320	80
	Bikaner	Bikaner (Loose)	5490	5400	90
		Bikaner (Delivery)	5765	5670	95
		Nokha (Loose)	5550	5450	100
		Nokha (Delivery)	5828	5723	105
		Khajuwala (Loose)	5600	5500	100
		Khajuwala (Delivery)	5880	5775	105
		Lunkaransar (Loose)	NR	NR	-
	Hanumangarh	Hanumangarh (Loose)	5400	5400	Unch
		Hanumangarh (Delivery)	5670	5670	Unch
		Nohar (Loose)	NA	NA	-
		Pilibanga (Loose)	5225	5200	25
	Nagaur	Nagaur (Loose)	5450	5410	40
	Churu	Churu (Delivery)	5600	5550	50
	Alwar	Alwar (Loose)	5300	5250	50
Haryana	Hisar	Adampur (Loose)	5450	5400	50
		Adampur (Delivery)	5723	5670	53
	Bhiwani	Bhiwani (Delivery)	5650	5525	125

		Siwani (Loose)	5650	5450	200
	Sirsa	Sirsa (Loose)	5385	5300	85
		Dhabwali (Loose)	5350	5350	Unch
		Dhabwali (Delivery)	5618	5618	Unch
		Ellanabad (Loose)	5300	5300	Unch
	Fatehabad	Fatehabad (Loose)	5400	5300	100
Gujarat	Banaskantha	Deesa (Loose)	NA	NA	-
	Patan	Patan (Loose)	NA	5150	-
	Rajkot	Rajkot (Loose)	5250	5325	-75
	Jamnagar	Dhrol (Loose)	NA	NA	-
Madhya Pradesh	Gwalior	Dabra (Loose)	NA	NA	-
Guar Gum					
Rajasthan	Jodhpur	Jodhpur	12300	11800	500
	Alwar	Alwar	12000	11900	100
	Hanumangarh	Nohar	NA	NA	-
Haryana	Bhiwani	Bhiwani	12100	11750	350
	Sirsa	Sirsa	12000	11800	200
		Dhabwali	11700	11700	Unch
		Ellanabad	12000	11700	300
	Fatehabad	Fatehabad	12000	11800	200

Guar Seed Arrivals in Key Centers					
Commodity	District	Centre	Arrivals (Quintals)		Change
Guar Seed			10-Mar-23	9-Mar-23	
Rajasthan	Jodhpur	Jodhpur	NA	NA	-
	Sri-Ganganagar	Sri-Ganganagar	250	150	100
		Rawla	NA	NA	-
		Gharsana	NA	NA	-
		Raisinghnagar	100	100	Unch
	Bikaner	Bikaner	1000	550	450
		Nokha	200	200	Unch
		Khajuwala	300	50	250
		Lunkaransar	NR	NR	-
	Hanumangarh	Hanumangarh	125	40	85
		Nohar	NA	NA	-
		Pilibanga	40	40	Unch
	Nagaur	Nagaur	NA	70	-
	Churu	Churu	NA	100	-
	Alwar	Alwar	NA	NA	-

Haryana	Hisar	Adampur	1500	1000	500
	Bhiwani	Bhiwani	200	NA	-
		Siwani	400	350	50
	Sirsa	Sirsa	600	900	-300
		Dhabwali	50	50	Unch
		Ellanabad	100	250	-150
	Fatehabad	Fatehabad	NA	NA	-
Gujarat	Banaskantha	Deesa	NA	NA	-
	Patan	Patan	NA	8	-
	Rajkot	Rajkot	8	10	-2
	Jamnagar	Dhrol	NA	NA	-
Madhya Pradesh	Gwalior	Dabra	NA	NA	-
Total Arrivals/Above Markets			4873	3868	1005

Disclaimer

The information and opinions contained in the document have been compiled from sources believed to be reliable. The company does not warrant its accuracy, completeness and correctness. Use of data and information contained in this report is at your own risk. This document is not, and should not be construed as, an offer to sell or solicitation to buy any commodities. This document may not be reproduced, distributed or published, in whole or in part, by any recipient hereof for any purpose without prior permission from the Company. IASL and its affiliates and/or their officers, directors and employees may have positions in any commodities mentioned in this document (or in any related investment) and may from time to time add to or dispose of any such commodities (or investment). Please see the detailed disclaimer at <http://www.agriwatch.com/Disclaimer.asp> © 2023 Indian Agribusiness Systems Limited.