

#### Today's Update

Today, the Guar seed Jodhpur delivery prices remained steady at INR 5,801 as compared to previous day. While in other cash markets too, Guar seed traded with steady sentiments.

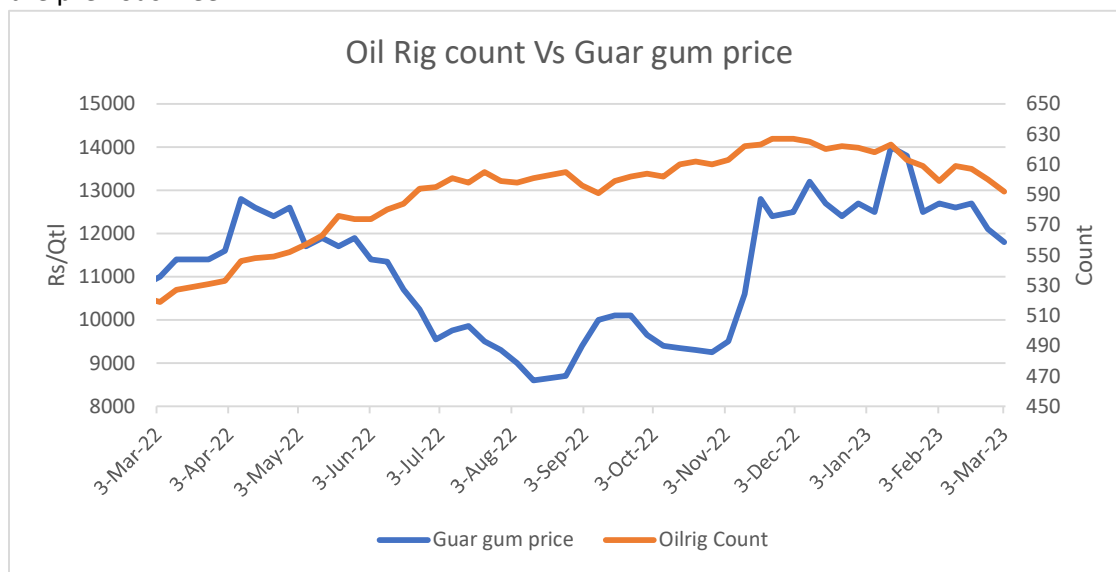
In Rajasthan, the arrivals went up to 2,190 qtl. Vs 2,015 qtl. previous day. While in Haryana, the arrivals went down to 2,595 qtl. Vs 2,850 qtl. previous day.

Jodhpur Guar seed delivery prices are expected to trade in the range of Rs. 5,200-6,000/Qtl. in near term amid the bearish sentiments in the market.



#### Oilrig Count

As on 03<sup>rd</sup> Mar '2023, as per data released by Baker Hughes, the number of oilrigs in USA decreased by 8 to 592 as compared to the previous week at 600. While the guar gum prices also went down by 2.5% during the previous week.




#### WTI Crude Oil

| WTI Crude oil 10th Mar '23 | % Change |
|----------------------------|----------|
| 10th Mar '23               | -0.81%   |
| 1 Week                     | -5.92%   |
| Month till date            | -2.54%   |


### Guar Split Exports

India's guar split exports decreased in the month of Jan '2023 by 32% to 3,711 tonnes compared to 5,440 tonnes previous month at an average FoB of US \$1,936 per tonne in the month of Jan '23 compared to US \$1,609 per tonne previous month. However, the guar split shipments gone down by 8% in Jan '23 compared to the same period last year. Of the total exported quantity, around 3,000 tonnes bought by China, US 630 tonnes and Switzerland 80 tonnes.

| COUNTRIES   | JAN '23     | DEC'22      | CHANGE      |
|---|-------------|-------------|-------------|
| CHINA   | 3000        | 3400        | -12%        |
| USA  | 631         | 1520        | -58%        |
| GERMANY   | 80          | 220         | -64%        |
| OTHER   | 0           | 300         | -100%       |
| <b>TOTAL</b>  | <b>3711</b> | <b>5440</b> | <b>-32%</b> |

### Guar Gum Exports

India's guar gum exports decreased in the month of January 2023 by 8% to 21,326 tonnes compared to 23,136 tonnes during previous month at an average FoB of US \$1482 per tonne in the month of Jan '2023 as compared to US \$1312 per tonne previous month. Further, the gum shipments were marginally down by 0.2% in Jan '2023 as compared to the corresponding year. Out of the total exported quantity, around 7,428 tonnes bought by USA, Russia 3,897 tonnes, Germany 1,458 tonnes, China 1,217 tonnes, Australia 1,005 tonnes and Italy 770 tonnes.

| COUNTRIES  | DEC' 22      | JAN' 23      | CHANGE     |
|--|--------------|--------------|------------|
| USA  | 10734        | 7428         | -31%       |
| RUSSIA   | 2412         | 3897         | 62%        |
| GERMANY  | 2365         | 1458         | -38%       |
| CHINA  | 658          | 1217         | 85%        |
| UK   | 561          | 335          | -40%       |
| TURKEY   | 467          | 95           | -80%       |
| ITALY  | 464          | 770          | 66%        |
| CANADA   | 436          | 435          | 0%         |
| BRAZIL   | 392          | 281          | -28%       |
| ALGERIA  | 370          | 326          | -12%       |
| OTHERS   | 4276         | 5084         | 19%        |
| <b>TOTAL</b>   | <b>23136</b> | <b>21326</b> | <b>-8%</b> |

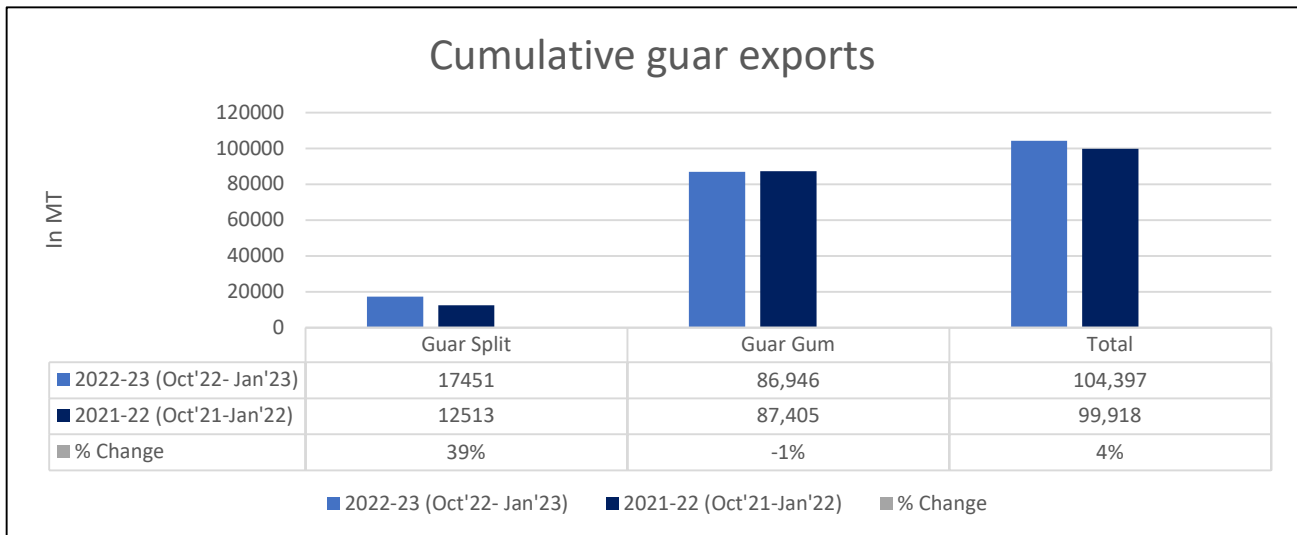
In 2022, Indian guar gum exports witnessed a 13% YoY increase, reaching 248,090 tonnes worth \$489.6 million (+53% YoY). The US, Russia, and Germany were the top importers, accounting for 31%, 14%, and 12% (by volume) respectively, with the US experiencing a 15.76% YoY increase in imports. The futures prices for deliveries from March-June saw a fall of 14% month-on-month.

**Total Cumulative Guar Exports:** In the Oct'22-Jan'23 period, the total cumulative guar exports went up by 4% to 10.4 Lakh tonnes as compared to 0.99 Lakh tonnes previous year same period. While the cumulative guar split exports increased by 39%, but the guar gum exports went down by 1% in the period concerned.

| Attributes   | 2022-23 (Oct'22- Jan'23) | 2021-22 (Oct'21-Jan'22) | % Change  |
|--------------|--------------------------|-------------------------|-----------|
| Guar Split   | 17451                    | 12513                   | 39%       |
| Guar Gum     | 86,946                   | 87,405                  | -1%       |
| <b>Total</b> | <b>104,397</b>           | <b>99,918</b>           | <b>4%</b> |



### NCDEX Futures Market



### NCDEX-FUTURES MARKET – Guar Seed

| Contract | % chg | Open | High | Low | Close | Volume | Change | OI | Change |
|----------|-------|------|------|-----|-------|--------|--------|----|--------|
| Mar-23   | -     | -    | -    | -   | -     | -      | -      | -  | -      |
| Apr-23   | -     | -    | -    | -   | -     | -      | -      | -  | -      |

### NCDEX-FUTURES MARKET- Guar Gum

| Contract | % chg | Open | High | Low | Close | Volume | Change | OI | Change |
|----------|-------|------|------|-----|-------|--------|--------|----|--------|
| Mar-23   | -     | -    | -    | -   | -     | -      | -      | -  | -      |
| Apr-23   | -     | -    | -    | -   | -     | -      | -      | -  | -      |

### Guar seed Stock Position:

| Stocks  | Demat     | In-Process | Total     |
|---------|-----------|------------|-----------|
|         | 10-Mar-23 | 10-Mar-23  | 10-Mar-23 |
| Bikaner | 28601     | 49         | 28650     |
| Deesa   | -         | -          | 0         |



|                |      |   |      |
|----------------|------|---|------|
| Sri Ganganagar | 927  | 0 | 927  |
| Jodhpur        | 1445 | 0 | 1445 |
| Nokha          | -    | - | -    |

| Guar Gum Stock Position: |           |            |           |
|--------------------------|-----------|------------|-----------|
| Stocks                   | Demat     | In-Process | Total     |
|                          | 10-Mar-23 | 10-Mar-23  | 10-Mar-23 |
| Deesa                    | 75        | 0          | 75        |
| Bikaner                  | 2946      | 0          | 2946      |
| Jodhpur                  | 15238     | 0          | 15238     |
| Nokha                    | 1157      | 0          | 1157      |
| Sri Ganganagar           | 20        | 0          | 20        |

| Churi and Korma Prices: |         | 11-Mar-23   |
|-------------------------|---------|-------------|
| Commodity               | Centre  | Rs. /75 kg. |
| Churi                   | Jodhpur | 2100        |
| Korma                   | Jodhpur | 2850        |

| Guar seed EDD: |           |           |           |           |           |
|----------------|-----------|-----------|-----------|-----------|-----------|
|                | 10-Mar-23 | 10-Apr-23 | 10-May-23 | 10-Jun-23 | 10-Jul-23 |
| Bikaner        | 150       | 190       | 60        | 60        | 248       |
| Deesa          | -         | -         | -         | -         | -         |
| Sri Ganganagar | -         | -         | -         | -         | 70        |
| Jodhpur        | -         | -         | -         | -         | 30        |
| Nokha          | -         | -         | -         | -         | -         |



| Guar Gum EDD:  |           |           |           |           |           |
|----------------|-----------|-----------|-----------|-----------|-----------|
|                | 10-Mar-23 | 10-Apr-23 | 10-May-23 | 10-Jun-23 | 10-Jul-23 |
| Deesa          | -         | -         | -         | -         | -         |
| Bikaner        | 30        | 70        | 60        | 190       | 624       |
| Jodhpur        | 20        | 104       | 189       | 1283      | 875       |
| Nokha          | -         | -         | 50        | 90        | 60        |
| Sri Ganganagar | -         | -         | -         | -         | -         |

| Guar Seed Prices at Key Spot Markets: |                |                           |                 |           |        |
|---------------------------------------|----------------|---------------------------|-----------------|-----------|--------|
| Commodity                             | District       | Centre                    | Prices (Rs/Qtl) |           | Change |
| Guar Seed                             |                |                           | 11-Mar-23       | 10-Mar-23 |        |
| Rajasthan                             | Jodhpur        | Jodhpur (Loose)           | 5525            | 5525      | Unch   |
|                                       |                | Jodhpur (Delivery)        | 5801            | 5801      | Unch   |
|                                       | Sri-Ganganagar | Sri-Ganganagar (Loose)    | 5400            | 5470      | -70    |
|                                       |                | Sri-Ganganagar (Delivery) | 5550            | 5620      | -70    |
|                                       |                | Rawla (Loose)             | 5325            | 5620      | -295   |
|                                       |                | Gharsana (Loose)          | 5325            | 5620      | -295   |
|                                       |                | Raisinghnagar (Loose)     | 5450            | 5400      | 50     |
|                                       | Bikaner        | Bikaner (Loose)           | 5450            | 5490      | -40    |
|                                       |                | Bikaner (Delivery)        | 5723            | 5765      | -42    |
|                                       |                | Nokha(Loose)              | 5550            | 5550      | Unch   |
|                                       |                | Nokha (Delivery)          | 5828            | 5828      | Unch   |
|                                       |                | Khajuwala (Loose)         | 5600            | 5600      | Unch   |
|                                       |                | Khajuwala (Delivery)      | 5880            | 5880      | Unch   |
|                                       |                | Lunkaransar (Loose)       | 5775            | NR        | -      |
|                                       | Hanumangarh    | Hanumangarh (Loose)       | 5350            | 5400      | -50    |
|                                       |                | Hanumangarh (Delivery)    | 5618            | 5670      | -53    |
|                                       |                | Nohar (Loose)             | NA              | NA        | -      |
|                                       |                | Pilibanga (Loose)         | 5225            | 5225      | Unch   |
|                                       | Nagaur         | Nagaur (Loose)            | 5480            | 5450      | 30     |
|                                       | Churu          | Churu (Delivery)          | 5600            | 5600      | Unch   |
|                                       | Alwar          | Alwar (Loose)             | 5300            | 5300      | Unch   |
| Haryana                               | Hisar          | Adampur (Loose)           | 5400            | 5450      | -50    |
|                                       |                | Adampur (Delivery)        | 5670            | 5723      | -53    |
|                                       | Bhiwani        | Bhiwani (Delivery)        | 5580            | 5650      | -70    |

|                |             |                     |       |       |      |
|----------------|-------------|---------------------|-------|-------|------|
|                |             | Siwani (Loose)      | 5600  | 5650  | -50  |
|                | Sirsa       | Sirsa (Loose)       | 5300  | 5385  | -85  |
|                |             | Dhabwali (Loose)    | 5350  | 5350  | Unch |
|                |             | Dhabwali (Delivery) | 5618  | 5618  | Unch |
|                |             | Ellanabad (Loose)   | 5350  | 5300  | 50   |
|                | Fatehabad   | Fatehabad (Loose)   | 5400  | 5400  | Unch |
| Gujarat        | Banaskantha | Deesa (Loose)       | NA    | NA    | -    |
|                | Patan       | Patan (Loose)       | NA    | NA    | -    |
|                | Rajkot      | Rajkot (Loose)      | 5300  | 5250  | 50   |
|                | Jamnagar    | Dhrol (Loose)       | NA    | NA    | -    |
| Madhya Pradesh | Gwalior     | Dabra (Loose)       | 0     | NA    | -    |
| Guar Gum       |             |                     |       |       |      |
| Rajasthan      | Jodhpur     | Jodhpur             | 12300 | 12300 | Unch |
|                | Alwar       | Alwar               | 12000 | 12000 | Unch |
|                | Hanumangarh | Nohar               | NA    | NA    | -    |
| Haryana        | Bhiwani     | Bhiwani             | 12100 | 12100 | Unch |
|                | Sirsa       | Sirsa               | 12000 | 12000 | Unch |
|                |             | Dhabwali            | 11900 | 11700 | 200  |
|                |             | Ellanabad           | 12000 | 12000 | Unch |
|                | Fatehabad   | Fatehabad           | 12000 | 12000 | Unch |

| Guar Seed Arrivals in Key Centers |                |                |                     |           |        |
|-----------------------------------|----------------|----------------|---------------------|-----------|--------|
| Commodity                         | District       | Centre         | Arrivals (Quintals) |           | Change |
| Guar Seed                         |                |                | 11-Mar-23           | 10-Mar-23 |        |
| Rajasthan                         | Jodhpur        | Jodhpur        | NA                  | NA        | -      |
|                                   | Sri-Ganganagar | Sri-Ganganagar | 300                 | 250       | 50     |
|                                   |                | Rawla          | NA                  | NA        | -      |
|                                   |                | Gharsana       | NA                  | NA        | -      |
|                                   |                | Raisinghnagar  | 150                 | 100       | 50     |
|                                   | Bikaner        | Bikaner        | 700                 | 1000      | -300   |
|                                   |                | Nokha          | 200                 | 200       | Unch   |
|                                   |                | Khajuwala      | 100                 | 300       | -200   |
|                                   |                | Lunkaransar    | 400                 | NR        | -      |
|                                   | Hanumangarh    | Hanumangarh    | 150                 | 125       | 25     |
|                                   |                | Nohar          | NA                  | NA        | -      |
|                                   |                | Pilibanga      | 40                  | 40        | Unch   |
|                                   | Nagaur         | Nagaur         | 150                 | NA        | -      |
|                                   | Churu          | Churu          | NA                  | NA        | -      |
|                                   | Alwar          | Alwar          | NA                  | NA        | -      |



|                              |             |           |      |      |      |
|------------------------------|-------------|-----------|------|------|------|
| Haryana                      | Hisar       | Adampur   | 1200 | 1500 | -300 |
|                              | Bhiwani     | Bhiwani   | 300  | 200  | 100  |
|                              |             | Siwani    | 300  | 400  | -100 |
|                              | Sirsa       | Sirsa     | 600  | 600  | Unch |
|                              |             | Dhabwali  | 50   | 50   | Unch |
|                              |             | Ellanabad | 145  | 100  | 45   |
|                              | Fatehabad   | Fatehabad | NA   | NA   | -    |
| Gujarat                      | Banaskantha | Deesa     | NA   | NA   | -    |
|                              | Patan       | Patan     | NA   | NA   | -    |
|                              | Rajkot      | Rajkot    | 5    | 8    | -3   |
|                              | Jamnagar    | Dhrol     | NA   | NA   | -    |
| Madhya Pradesh               | Gwalior     | Dabra     | 0    | NA   | -    |
| Total Arrivals/Above Markets |             |           | 4790 | 4873 | -83  |

### Disclaimer

The information and opinions contained in the document have been compiled from sources believed to be reliable. The company does not warrant its accuracy, completeness and correctness. Use of data and information contained in this report is at your own risk. This document is not, and should not be construed as, an offer to sell or solicitation to buy any commodities. This document may not be reproduced, distributed or published, in whole or in part, by any recipient hereof for any purpose without prior permission from the Company. IASL and its affiliates and/or their officers, directors and employees may have positions in any commodities mentioned in this document (or in any related investment) and may from time to time add to or dispose of any such commodities (or investment). Please see the detailed disclaimer at <http://www.agriwatch.com/Disclaimer.asp> © 2023 Indian Agribusiness Systems Limited.