

### Today's Update

Today, the Guar seed Jodhpur delivery prices remained steady at INR 5,801 as compared to previous day. While in other cash markets too, Guar seed traded with steady sentiments.

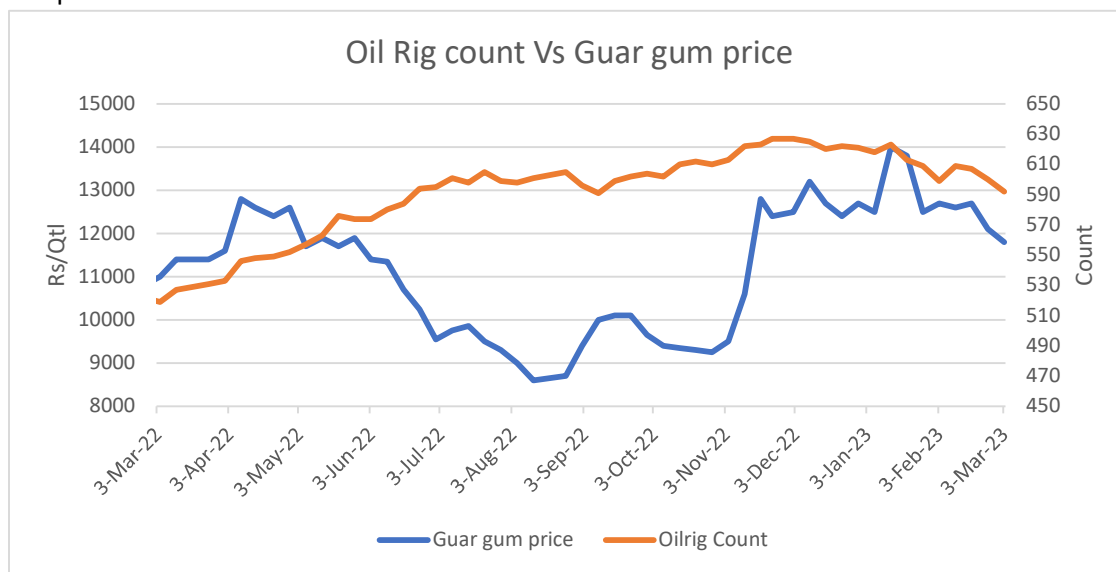
In Rajasthan, the arrivals went down to 2,845 qtl. Vs 3,075 qtl. previous day. While in Haryana, the arrivals went up to 3,000 qtl. Vs 2,840 qtl. previous day.

Jodhpur Guar seed delivery prices are expected to trade in the range of Rs. 5,400-6,200/Qtl. in near term amid the steady sentiments in the market.



### Oilrig Count

As on 03<sup>rd</sup> Mar '2023, as per data released by Baker Hughes, the number of oilrigs in USA decreased by 8 to 592 as compared to the previous week at 600. While the guar gum prices also went down by 2.5% during the previous week.




### WTI Crude Oil

WTI Crude oil 14th Mar '23	% Change
14th Mar '23	-1.66%
1 Week	-4.04%
Month till date	-4.49%


#### Guar Split Exports

India's guar split exports decreased in the month of Jan '2023 by 32% to 3,711 tonnes compared to 5,440 tonnes previous month at an average FoB of US \$1,936 per tonne in the month of Jan '23 compared to US \$1,609 per tonne previous month. However, the guar split shipments gone down by 8% in Jan '23 compared to the same period last year. Of the total exported quantity, around 3,000 tonnes bought by China, US 630 tonnes and Switzerland 80 tonnes.

COUNTRIES	JAN '23	DEC'22	CHANGE
CHINA	3000	3400	-12%
USA 	631	1520	-58%
GERMANY	80	220	-64%
OTHER	0	300	-100%
<b>TOTAL</b>	<b>3711</b>	<b>5440</b>	<b>-32%</b>

#### Guar Gum Exports

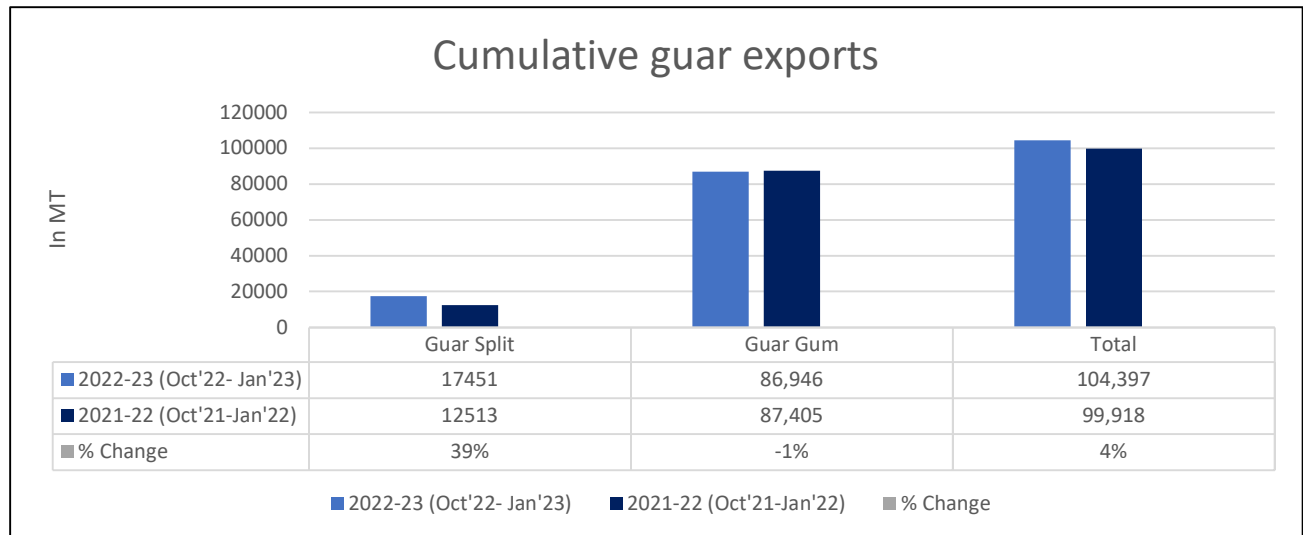
India's guar gum exports decreased in the month of January 2023 by 8% to 21,326 tonnes compared to 23,136 tonnes during previous month at an average FoB of US \$1482 per tonne in the month of Jan '2023 as compared to US \$1312 per tonne previous month. Further, the gum shipments were marginally down by 0.2% in Jan '2023 as compared to the corresponding year. Out of the total exported quantity, around 7,428 tonnes bought by USA, Russia 3,897 tonnes, Germany 1,458 tonnes, China 1,217 tonnes, Australia 1,005 tonnes and Italy 770 tonnes.

COUNTRIES	DEC' 22	JAN' 23	CHANGE
USA	10734	7428	-31%
RUSSIA	2412	3897	62%
GERMANY 	2365	1458	-38%
CHINA	658	1217	85%
UK	561	335	-40%
TURKEY	467	95	-80%
ITALY	464	770	66%
CANADA	436	435	0%
BRAZIL	392	281	-28%
ALGERIA	370	326	-12%
OTHERS	4276	5084	19%
<b>TOTAL</b>	<b>23136</b>	<b>21326</b>	<b>-8%</b>

In 2022, Indian guar gum exports witnessed a 13% YoY increase, reaching 248,090 tonnes worth \$489.6 million (+53% YoY). The US, Russia, and Germany were the top importers, accounting for 31%, 14%, and 12% (by volume) respectively, with the US experiencing a 15.76% YoY increase in imports. The futures prices for deliveries from March-June saw a fall of 14% month-on-month.

**Total Cumulative Guar Exports:** In the Oct'22-Jan'23 period, the total cumulative guar exports went up by 4% to 10.4 Lakh tonnes as compared to 0.99 Lakh tonnes previous year same period. While the cumulative guar split exports increased by 39%, but the guar gum exports went down by 1% in the period concerned.

Attributes	2022-23 (Oct'22- Jan'23)	2021-22 (Oct'21-Jan'22)	% Change
Guar Split	17451	12513	39%
Guar Gum	86,946	87,405	-1%
<b>Total</b>	<b>104,397</b>	<b>99,918</b>	<b>4%</b>



### NCDEX Futures Market

NCDEX-FUTURES MARKET – Guar Seed									
Contract	% chg	Open	High	Low	Close	Volume	Change	OI	Change
Mar-23	-2.89	5,675	5,700	5,511	5,511	12,620	1920	1975	-7265
Apr-23	-0.79	5,720	5,750	5,648	5,681	31,475	315	76320	7440

NCDEX-FUTURES MARKET- Guar Gum									
Contract	% chg	Open	High	Low	Close	Volume	Change	OI	Change
Mar-23	-0.52	11785	11875	11679	11710	3405	-1825	600	-1800
Apr-23	-0.22	11930	12033	11825	11898	9300	-4085	48535	410

Guar seed Stock Position:			
Stocks	Demat	In-Process	Total
	13-Mar-23	13-Mar-23	13-Mar-23
Bikaner	28451	0	28451
Deesa	-	-	0



Sri Ganganagar	927	0	927
Jodhpur	1445	0	1445
Nokha	-	-	-

Guar Gum Stock Position:			
Stocks	Demat	In-Process	Total
	13-Mar-23	13-Mar-23	13-Mar-23
Deesa	75	0	75
Bikaner	3015	50	3065
Jodhpur	15218	20	15238
Nokha	1157	0	1157
Sri Ganganagar	20	0	20

Churi and Korma Prices:		14-Mar-23
Commodity	Centre	Rs. /75 kg.
Churi	Jodhpur	2100
Korma	Jodhpur	2850

Guar seed EDD:					
	10-Mar-23	10-Apr-23	10-May-23	10-Jun-23	10-Jul-23
Bikaner	-	190	60	60	248
Deesa	-	-	-	-	-
Sri Ganganagar	-	-	-	-	70
Jodhpur	-	-	-	-	30
Nokha	-	-	-	-	-



Guar Gum EDD:					
	10-Mar-23	10-Apr-23	10-May-23	10-Jun-23	10-Jul-23
Deesa	-	-	-	-	-
Bikaner	30	70	60	190	624
Jodhpur	20	104	189	1283	875
Nokha	-	-	50	90	60
Sri Ganganagar	-	-	-	-	-

Guar Seed Prices at Key Spot Markets:					
Commodity	District	Centre	Prices (Rs/Qtl)		Change
Guar Seed			14-Mar-23	13-Mar-23	
Rajasthan	Jodhpur	Jodhpur (Loose)	5525	5525	Unch
		Jodhpur (Delivery)	5801	5801	Unch
	Sri-Ganganagar	Sri-Ganganagar (Loose)	5450	5450	Unch
		Sri-Ganganagar (Delivery)	5600	5600	Unch
		Rawla (Loose)	5350	5600	-250
		Gharsana (Loose)	5350	5600	-250
		Raisinghnagar (Loose)	5420	5400	20
	Bikaner	Bikaner (Loose)	5450	5500	-50
		Bikaner (Delivery)	5723	5775	-53
		Nokha (Loose)	5550	5550	Unch
		Nokha (Delivery)	5828	5828	Unch
		Khajuwala (Loose)	5600	5600	Unch
		Khajuwala (Delivery)	5880	5880	Unch
		Lunkaransar (Loose)	5828	5775	53
	Hanumangarh	Hanumangarh (Loose)	5500	5500	Unch
		Hanumangarh (Delivery)	5775	5775	Unch
		Nohar (Loose)	NA	NA	-
		Pilibanga (Loose)	NA	5350	-
	Nagaur	Nagaur (Loose)	5460	5450	10
	Churu	Churu (Delivery)	5500	NR	-
	Alwar	Alwar (Loose)	5200	NR	-
Haryana	Hisar	Adampur (Loose)	5400	5450	-50

	<b>Bhiwani</b>	Adampur (Delivery)	5670	5723	<b>-53</b>
		Bhiwani (Delivery)	5550	5570	<b>-20</b>
		Siwani (Loose)	5650	5650	<b>Unch</b>
	<b>Sirsa</b>	Sirsa (Loose)	5400	5300	<b>100</b>
		Dhabwali (Loose)	5400	5350	<b>50</b>
		Dhabwali (Delivery)	5670	5618	<b>53</b>
		Ellanabad (Loose)	5400	5350	<b>50</b>
<b>Gujarat</b>	<b>Fatehabad</b>	Fatehabad (Loose)	5420	5400	<b>20</b>
	<b>Banaskantha</b>	Deesa (Loose)	NA	NA	-
	<b>Patan</b>	Patan (Loose)	NA	NA	-
	<b>Rajkot</b>	Rajkot (Loose)	5325	NA	-
<b>Madhya Pradesh</b>	<b>Jamnagar</b>	Dhrol (Loose)	NA	NA	-
	<b>Gwalior</b>	Dabra (Loose)	NA	NA	-
<b>Guar Gum</b>					
<b>Rajasthan</b>	<b>Jodhpur</b>	Jodhpur	12000	12000	<b>Unch</b>
	<b>Alwar</b>	Alwar	12000	NR	-
	<b>Hanumangarh</b>	Nohar	NA	NA	-
<b>Haryana</b>	<b>Bhiwani</b>	Bhiwani	11800	11950	<b>-150</b>
	<b>Sirsa</b>	Sirsa	11900	11900	<b>Unch</b>
		Dhabwali	12000	11900	<b>100</b>
		Ellanabad	12000	11900	<b>100</b>
	<b>Fatehabad</b>	Fatehabad	12000	11900	<b>100</b>

<b>Guar Seed Arrivals in Key Centers</b>					
<b>Commodity</b>	<b>District</b>	<b>Centre</b>	<b>Arrivals (Quintals)</b>		<b>Change</b>
<b>Guar Seed</b>			<b>14-Mar-23</b>	<b>13-Mar-23</b>	
<b>Rajasthan</b>	<b>Jodhpur</b>	Jodhpur	NA	NA	-
	<b>Sri-Ganganagar</b>	Sri-Ganganagar	300	300	<b>Unch</b>
		Rawla	NA	NA	-
		Gharsana	NA	NA	-
		Raisinghnagar	100	200	<b>-100</b>
	<b>Bikaner</b>	Bikaner	1000	1000	<b>Unch</b>
		Nokha	200	400	<b>-200</b>
		Khajuwala	150	150	<b>Unch</b>
		Lunkaransar	700	700	<b>Unch</b>
	<b>Hanumangarh</b>	Hanumangarh	100	150	<b>-50</b>
		Nohar	NA	NA	-
		Pilibanga	0	400	<b>-400</b>
	<b>Nagaur</b>	Nagaur	195	175	<b>20</b>



	<b>Churu</b>	Churu	100	NR	-
	<b>Alwar</b>	Alwar	NA	NR	-
<b>Haryana</b>	<b>Hisar</b>	Adampur	1200	1500	-300
	<b>Bhiwani</b>	Bhiwani	150	NA	-
		Siwani	750	400	350
	<b>Sirsa</b>	Sirsa	800	750	50
		Dhabwali	50	50	Unch
		Ellanabad	50	140	-90
	<b>Fatehabad</b>	Fatehabad	NA	NA	-
<b>Gujarat</b>	<b>Banaskantha</b>	Deesa	NA	NA	-
	<b>Patan</b>	Patan	NA	NA	-
	<b>Rajkot</b>	Rajkot	5	NA	-
	<b>Jamnagar</b>	Dhrol	NA	NA	-
<b>Madhya Pradesh</b>	<b>Gwalior</b>	Dabra	NA	NA	-
<b>Total Arrivals/Above Markets</b>			<b>5850</b>	<b>6315</b>	<b>-465</b>

### Disclaimer

The information and opinions contained in the document have been compiled from sources believed to be reliable. The company does not warrant its accuracy, completeness and correctness. Use of data and information contained in this report is at your own risk. This document is not, and should not be construed as, an offer to sell or solicitation to buy any commodities. This document may not be reproduced, distributed or published, in whole or in part, by any recipient hereof for any purpose without prior permission from the Company. IASL and its affiliates and/or their officers, directors and employees may have positions in any commodities mentioned in this document (or in any related investment) and may from time to time add to or dispose of any such commodities (or investment). Please see the detailed disclaimer at <http://www.agriwatch.com/Disclaimer.asp> © 2023 Indian Agribusiness Systems Limited.