

Today's Update

Today, the Guar seed Jodhpur delivery prices remained steady at INR 5,801 as compared to previous day. While in other cash markets, Guar seed traded with bearish sentiments.

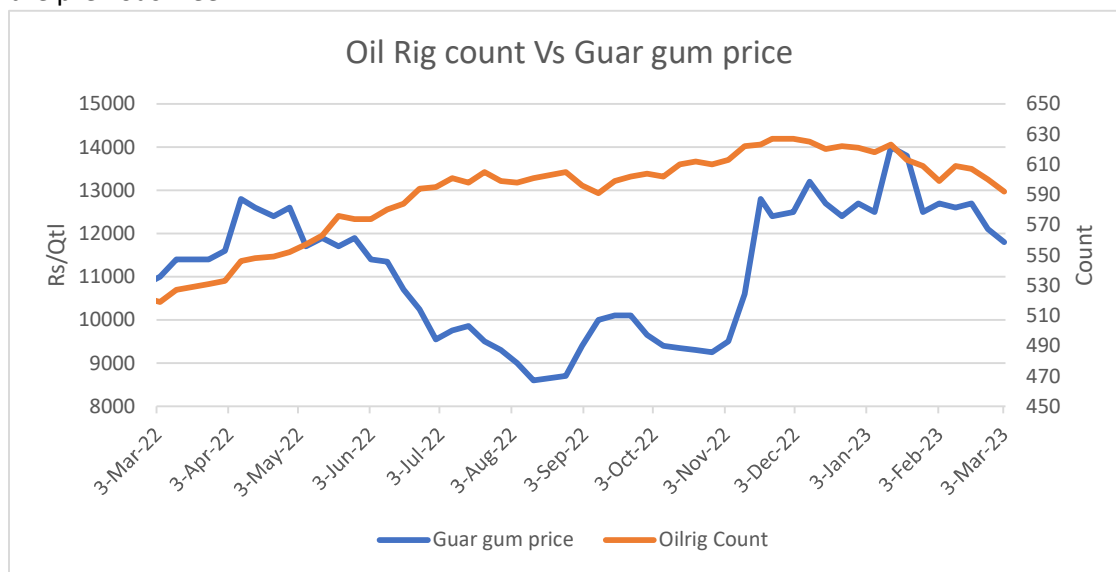
In Rajasthan, the arrivals went down to 2,690 qtl. Vs 2,845 qtl. previous day. In Haryana too, the arrivals went down to 1,950 qtl. Vs 3,000 qtl. previous day.

Jodhpur Guar seed delivery prices are expected to trade in the range of Rs. 5,400-6,200/Qtl. in near term amid the bearish sentiments in the market.



Oilrig Count

As on 03rd Mar '2023, as per data released by Baker Hughes, the number of oilrigs in USA decreased by 8 to 592 as compared to the previous week at 600. While the guar gum prices also went down by 2.5% during the previous week.




WTI Crude Oil

WTI Crude oil 15th Mar '23	% Change
15th Mar '23	-1.86%
1 Week	-8.49%
Month till date	-8.64%


Guar Split Exports

India's guar split exports decreased in the month of Jan '2023 by 32% to 3,711 tonnes compared to 5,440 tonnes previous month at an average FoB of US \$1,936 per tonne in the month of Jan '23 compared to US \$1,609 per tonne previous month. However, the guar split shipments gone down by 8% in Jan '23 compared to the same period last year. Of the total exported quantity, around 3,000 tonnes bought by China, US 630 tonnes and Switzerland 80 tonnes.

COUNTRIES	JAN '23	DEC'22	CHANGE
CHINA	3000	3400	-12%
USA 	631	1520	-58%
GERMANY	80	220	-64%
OTHER	0	300	-100%
TOTAL	3711	5440	-32%

Guar Gum Exports

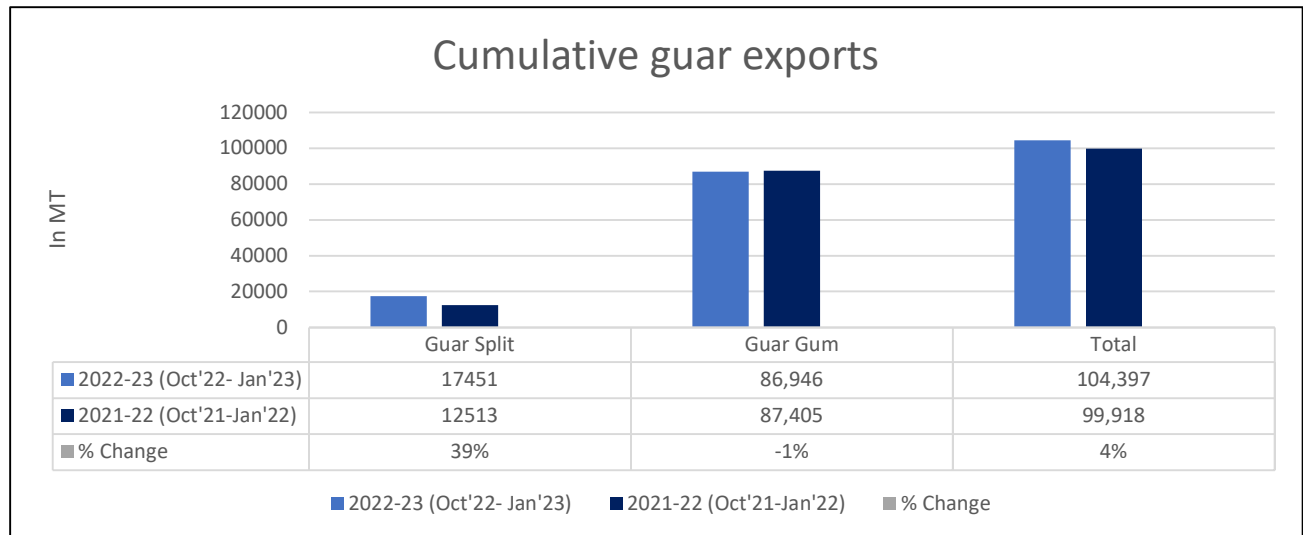
India's guar gum exports decreased in the month of January 2023 by 8% to 21,326 tonnes compared to 23,136 tonnes during previous month at an average FoB of US \$1482 per tonne in the month of Jan '2023 as compared to US \$1312 per tonne previous month. Further, the gum shipments were marginally down by 0.2% in Jan '2023 as compared to the corresponding year. Out of the total exported quantity, around 7,428 tonnes bought by USA, Russia 3,897 tonnes, Germany 1,458 tonnes, China 1,217 tonnes, Australia 1,005 tonnes and Italy 770 tonnes.

COUNTRIES	DEC' 22	JAN' 23	CHANGE
USA	10734	7428	-31%
RUSSIA	2412	3897	62%
GERMANY 	2365	1458	-38%
CHINA	658	1217	85%
UK	561	335	-40%
TURKEY	467	95	-80%
ITALY	464	770	66%
CANADA	436	435	0%
BRAZIL	392	281	-28%
ALGERIA	370	326	-12%
OTHERS	4276	5084	19%
TOTAL	23136	21326	-8%

In 2022, Indian guar gum exports witnessed a 13% YoY increase, reaching 248,090 tonnes worth \$489.6 million (+53% YoY). The US, Russia, and Germany were the top importers, accounting for 31%, 14%, and 12% (by volume) respectively, with the US experiencing a 15.76% YoY increase in imports. The futures prices for deliveries from March-June saw a fall of 14% month-on-month.

Total Cumulative Guar Exports: In the Oct'22-Jan'23 period, the total cumulative guar exports went up by 4% to 10.4 Lakh tonnes as compared to 0.99 Lakh tonnes previous year same period. While the cumulative guar split exports increased by 39%, but the guar gum exports went down by 1% in the period concerned.

Attributes	2022-23 (Oct'22- Jan'23)	2021-22 (Oct'21-Jan'22)	% Change
Guar Split	17451	12513	39%
Guar Gum	86,946	87,405	-1%
Total	104,397	99,918	4%


NCDEX Futures Market

NCDEX-FUTURES MARKET – Guar Seed									
Contract	% chg	Open	High	Low	Close	Volume	Change	OI	Change
Mar-23	+1.18	5,625	5,668	5,625	5,668	945	-11675	1085	-890
Apr-23	-0.74	5,680	5,720	5,620	5,628	21,185	-10290	76295	-25

NCDEX-FUTURES MARKET- Guar Gum									
Contract	% chg	Open	High	Low	Close	Volume	Change	OI	Change
Mar-23	+0.70	11772	11811	11730	11779	145	-3260	445	-155
Apr-23	-0.85	11903	12025	11763	11765	8380	-920	48380	-155

Guar seed Stock Position:			
Stocks	Demat	In-Process	Total
	14-Mar-23	14-Mar-23	14-Mar-23
Bikaner	28451	0	28451
Deesa	-	-	0



Sri Ganganagar	927	0	927
Jodhpur	1445	0	1445
Nokha	-	-	-

Guar Gum Stock Position:			
Stocks	Demat	In-Process	Total
	14-Mar-23	14-Mar-23	14-Mar-23
Deesa	75	0	75
Bikaner	3115	0	3115
Jodhpur	15238	80	15318
Nokha	1098	0	1098
Sri Ganganagar	20	0	20

Churi and Korma Prices:		15-Mar-23
Commodity	Centre	Rs. /75 kg.
Churi	Jodhpur	2100
Korma	Jodhpur	2850

Guar seed EDD:					
	10-Apr-23	10-May-23	10-Jun-23	10-Jul-23	10-Aug-23
Bikaner	190	60	60	248	6291
Deesa	-	-	-	-	-
Sri Ganganagar	-	-	-	70	161
Jodhpur	-	-	-	30	582
Nokha	-	-	-	-	-

Guar Gum EDD:					
	10-Apr-23	10-May-23	10-Jun-23	10-Jul-23	10-Aug-23
Deesa	-	-	-	-	-
Bikaner	70	60	190	624	577
Jodhpur	104	189	1283	875	2845
Nokha	-	50	90	60	380
Sri Ganganagar	-	-	-	20	-

Guar Seed Prices at Key Spot Markets:					
Commodity	District	Centre	Prices (Rs/Qtl)		Change
Guar Seed			15-Mar-23	14-Mar-23	
Rajasthan	Jodhpur	Jodhpur (Loose)	5525	5525	Unch
		Jodhpur (Delivery)	5801	5801	Unch
	Sri-Ganganagar	Sri-Ganganagar (Loose)	5450	5450	Unch
		Sri-Ganganagar (Delivery)	5600	5600	Unch
		Rawla (Loose)	5350	5600	-250
		Gharsana (Loose)	5350	5600	-250
		Raisinghnagar (Loose)	5340	5420	-80
	Bikaner	Bikaner (Loose)	5400	5450	-50
		Bikaner (Delivery)	5670	5723	-53
		Nokha (Loose)	5450	5550	-100
		Nokha (Delivery)	5723	5828	-105
		Khajuwala (Loose)	5600	5600	Unch
		Khajuwala (Delivery)	5880	5880	Unch
		Lunkaransar (Loose)	5723	5828	-105
	Hanumangarh	Hanumangarh (Loose)	5400	5500	-100
		Hanumangarh (Delivery)	5670	5775	-105
		Nohar (Loose)	NA	NA	-
		Pilibanga (Loose)	5350	5350	Unch
	Nagaur	Nagaur (Loose)	Closed	5460	-
	Churu	Churu (Delivery)	5500	5500	Unch
	Alwar	Alwar (Loose)	5200	5200	Unch
Haryana	Hisar	Adampur (Loose)	Closed	5400	-

	Bhiwani	Adampur (Delivery)	Closed	5670	-
		Bhiwani (Delivery)	5500	5550	-50
		Siwani (Loose)	5550	5650	-100
	Sirsa	Sirsa (Loose)	5350	5400	-50
		Dhabwali (Loose)	5400	5400	Unch
		Dhabwali (Delivery)	5670	5670	Unch
		Ellanabad (Loose)	5400	5400	Unch
Gujarat	Fatehabad	Fatehabad (Loose)	5400	5420	-20
	Banaskantha	Deesa (Loose)	NA	NA	-
	Patan	Patan (Loose)	5250	NA	-
	Rajkot	Rajkot (Loose)	NA	5325	-
Madhya Pradesh	Jamnagar	Dhrol (Loose)	NA	NA	-
	Gwalior	Dabra (Loose)	NA	NA	-
Guar Gum					
Rajasthan	Jodhpur	Jodhpur	12000	12000	Unch
	Alwar	Alwar	12000	12000	Unch
	Hanumangarh	Nohar	NA	NA	-
Haryana	Bhiwani	Bhiwani	11700	11800	-100
	Sirsa	Sirsa	12000	11900	100
		Dhabwali	12000	12000	Unch
		Ellanabad	12000	12000	Unch
	Fatehabad	Fatehabad	12000	12000	Unch

Guar Seed Arrivals in Key Centers					
Commodity	District	Centre	Arrivals (Quintals)		Change
Guar Seed			15-Mar-23	14-Mar-23	
Rajasthan	Jodhpur	Jodhpur	NA	NA	-
	Sri-Ganganagar	Sri-Ganganagar	300	300	Unch
		Rawla	NA	NA	-
		Gharsana	NA	NA	-
		Raisinghnagar	250	100	150
	Bikaner	Bikaner	700	1000	-300
		Nokha	400	200	200
		Khajuwala	200	150	50
		Lunkaransar	550	700	-150
	Hanumangarh	Hanumangarh	150	100	50
		Nohar	NA	NA	-
		Pilibanga	40	40	Unch
	Nagaur	Nagaur	Closed	195	-

	Churu	Churu	100	100	Unch
	Alwar	Alwar	NA	NA	-
Haryana	Hisar	Adampur	Closed	1200	-
	Bhiwani	Bhiwani	NA	150	-
		Siwani	850	750	100
	Sirsa	Sirsa	1000	800	200
		Dhabwali	50	50	Unch
		Ellanabad	50	50	Unch
	Fatehabad	Fatehabad	NA	NA	-
Gujarat	Banaskantha	Deesa	NA	NA	-
	Patan	Patan	3	NA	-
	Rajkot	Rajkot	NA	5	-
	Jamnagar	Dhrol	NA	NA	-
Madhya Pradesh	Gwalior	Dabra	NA	NA	-
Total Arrivals/Above Markets			4643	5890	-1247

Disclaimer

The information and opinions contained in the document have been compiled from sources believed to be reliable. The company does not warrant its accuracy, completeness and correctness. Use of data and information contained in this report is at your own risk. This document is not, and should not be construed as, an offer to sell or solicitation to buy any commodities. This document may not be reproduced, distributed or published, in whole or in part, by any recipient hereof for any purpose without prior permission from the Company. IASL and its affiliates and/or their officers, directors and employees may have positions in any commodities mentioned in this document (or in any related investment) and may from time to time add to or dispose of any such commodities (or investment). Please see the detailed disclaimer at <http://www.agriwatch.com/Disclaimer.asp> © 2023 Indian Agribusiness Systems Limited.