

Today's Update

Today, the Guar seed Jodhpur delivery prices went down by 2.3% at INR 5,670 as compared to INR 5,801 previous day. In other cash markets too, guar seed traded with bearish sentiments.

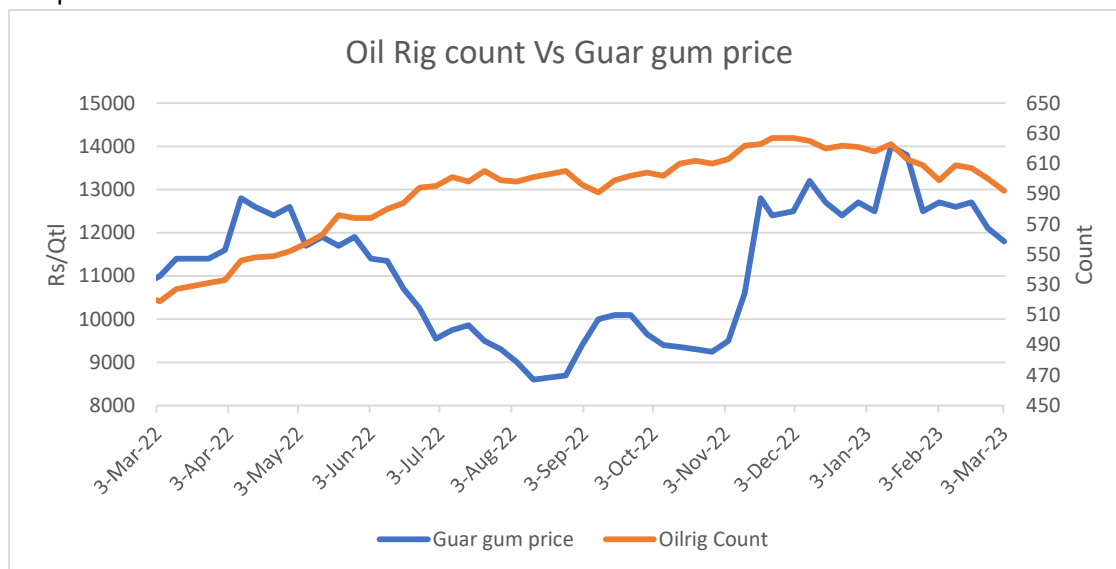
In Rajasthan, the arrivals went up to 3,090 qtl. Vs 2,690 qtl. previous day. In Haryana too, the arrivals went up to 3,300 qtl. Vs 1,950 qtl. previous day. Farmers are offloading their stocks amid continuous decline in guar seed prices which may further went down due to lower market demand in the near future.

Jodhpur Guar seed delivery prices are expected to trade in the range of Rs. 5,200-5,600/Qtl. in near term amid the bearish sentiments in the market.



Oilrig Count

As on 03rd Mar '2023, as per data released by Baker Hughes, the number of oilrigs in USA decreased by 8 to 592 as compared to the previous week at 600. While the guar gum prices also went down by 2.5% during the previous week.




WTI Crude Oil

WTI Crude oil 16th Mar '23	% Change
16th Mar '23	0.49%
1 Week	-12.13%
Month till date	-12.43%


Guar Split Exports

India's guar split exports decreased in the month of Jan '2023 by 32% to 3,711 tonnes compared to 5,440 tonnes previous month at an average FoB of US \$1,936 per tonne in the month of Jan '23 compared to US \$1,609 per tonne previous month. However, the guar split shipments gone down by 8% in Jan '23 compared to the same period last year. Of the total exported quantity, around 3,000 tonnes bought by China, US 630 tonnes and Switzerland 80 tonnes.

COUNTRIES	JAN '23	DEC'22	CHANGE
CHINA	3000	3400	-12%
USA 	631	1520	-58%
GERMANY	80	220	-64%
OTHER	0	300	-100%
TOTAL	3711	5440	-32%

Guar Gum Exports

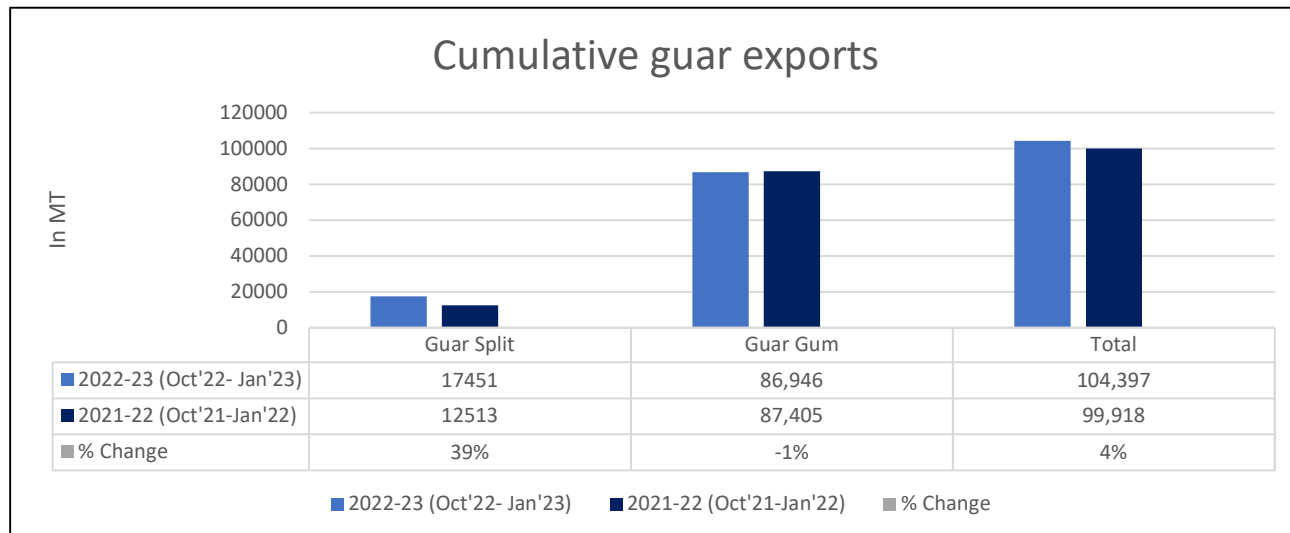
India's guar gum exports decreased in the month of January 2023 by 8% to 21,326 tonnes compared to 23,136 tonnes during previous month at an average FoB of US \$1482 per tonne in the month of Jan '2023 as compared to US \$1312 per tonne previous month. Further, the gum shipments were marginally down by 0.2% in Jan '2023 as compared to the corresponding year. Out of the total exported quantity, around 7,428 tonnes bought by USA, Russia 3,897 tonnes, Germany 1,458 tonnes, China 1,217 tonnes, Australia 1,005 tonnes and Italy 770 tonnes.

COUNTRIES	DEC' 22	JAN' 23	CHANGE
USA	10734	7428	-31%
RUSSIA	2412	3897	62%
GERMANY 	2365	1458	-38%
CHINA	658	1217	85%
UK	561	335	-40%
TURKEY	467	95	-80%
ITALY	464	770	66%
CANADA	436	435	0%
BRAZIL	392	281	-28%
ALGERIA	370	326	-12%
OTHERS	4276	5084	19%
TOTAL	23136	21326	-8%

In 2022, Indian guar gum exports witnessed a 13% YoY increase, reaching 248,090 tonnes worth \$489.6 million (+53% YoY). The US, Russia, and Germany were the top importers, accounting for 31%, 14%, and 12% (by volume) respectively, with the US experiencing a 15.76% YoY increase in imports. The futures prices for deliveries from March-June saw a fall of 14% month-on-month.

Total Cumulative Guar Exports: In the Oct'22-Jan'23 period, the total cumulative guar exports went up by 4% to 10.4 Lakh tonnes as compared to 0.99 Lakh tonnes previous year same period. While the cumulative guar split exports increased by 39%, but the guar gum exports went down by 1% in the period concerned.

Attributes	2022-23 (Oct'22- Jan'23)	2021-22 (Oct'21-Jan'22)	% Change
Guar Split	17451	12513	39%
Guar Gum	86,946	87,405	-1%
Total	104,397	99,918	4%


NCDEX Futures Market

NCDEX-FUTURES MARKET – Guar Seed									
Contract	% chg	Open	High	Low	Close	Volume	Change	OI	Change
Apr-23	-2.46	5,605	5,614	5,456	5,500	27,135	26190	76450	75365
May-23	-2.84	5,670	5,670	5,510	5,541	1,110	-20075	695	-75600

NCDEX-FUTURES MARKET- Guar Gum									
Contract	% chg	Open	High	Low	Close	Volume	Change	OI	Change
Apr-23	-3.28	11710	11710	11340	11410	12490	12345	47265	46820
May-23	-3.55	11774	11780	11476	11530	790	-7590	1705	-46675

Guar seed Stock Position:			
Stocks	Demat	In-Process	Total
	15-Mar-23	15-Mar-23	15-Mar-23
Bikaner	27949	0	27949



Deesa	-	-	0
Sri Ganganagar	927	0	927
Jodhpur	1445	0	1445
Nokha	-	-	-

Guar Gum Stock Position:			
Stocks	Demat	In-Process	Total
	15-Mar-23	15-Mar-23	15-Mar-23
Deesa	75	0	75
Bikaner	2916	0	2916
Jodhpur	15238	140	15378
Nokha	1098	0	1098
Sri Ganganagar	20	0	20

Churi and Korma Prices:		16-Mar-23
Commodity	Centre	Rs. /75 kg.
Churi	Jodhpur	2100
Korma	Jodhpur	2850

Guar seed EDD:					
	10-Apr-23	10-May-23	10-Jun-23	10-Jul-23	10-Aug-23
Bikaner	190	60	60	248	5789
Deesa	-	-	-	-	-
Sri Ganganagar	-	-	-	70	161
Jodhpur	-	-	-	30	582
Nokha	-	-	-	-	-



Guar Gum EDD:					
	10-Apr-23	10-May-23	10-Jun-23	10-Jul-23	10-Aug-23
Deesa	-	-	-	-	-
Bikaner	70	60	190	624	378
Jodhpur	104	189	1283	875	2845
Nokha	-	50	90	60	380
Sri Ganganagar	-	-	-	20	-

Guar Seed Prices at Key Spot Markets:					
Commodity	District	Centre	Prices (Rs/Qtl)		Change
Guar Seed			16-Mar-23	15-Mar-23	
Rajasthan	Jodhpur	Jodhpur (Loose)	5400	5525	-125
		Jodhpur (Delivery)	5670	5801	-131
	Sri-Ganganagar	Sri-Ganganagar (Loose)	5320	5450	-130
		Sri-Ganganagar (Delivery)	5470	5600	-130
		Rawla (Loose)	5350	5600	-250
		Gharsana (Loose)	5350	5600	-250
		Raisinghnagar (Loose)	5220	5340	-120
	Bikaner	Bikaner (Loose)	5250	5400	-150
		Bikaner (Delivery)	5513	5670	-158
		Nokha (Loose)	5400	5450	-50
		Nokha (Delivery)	5670	5723	-53
		Khajuwala (Loose)	5500	5600	-100
		Khajuwala (Delivery)	5775	5880	-105
		Lunkaransar (Loose)	5618	5723	-105
	Hanumangarh	Hanumangarh (Loose)	5300	5400	-100
		Hanumangarh (Delivery)	5565	5670	-105
		Nohar (Loose)	NA	NA	-
		Pilibanga (Loose)	5250	5350	-100
	Nagaur	Nagaur (Loose)	NA	Closed	-
	Churu	Churu (Delivery)	NR	5500	-
	Alwar	Alwar (Loose)	NR	5200	-
Haryana	Hisar	Adampur (Loose)	5325	Closed	-



	Bhiwani	Adampur (Delivery)	5591	Closed	-
		Bhiwani (Delivery)	5470	5500	-30
		Siwani (Loose)	5450	5550	-100
	Sirsa	Sirsa (Loose)	5300	5350	-50
		Dhabwali (Loose)	5400	5400	Unch
		Dhabwali (Delivery)	5670	5670	Unch
		Ellanabad (Loose)	5400	5400	Unch
Gujarat	Fatehabad	Fatehabad (Loose)	5300	5400	-100
	Banaskantha	Deesa (Loose)	5250	NA	-
	Patan	Patan (Loose)	NA	5250	-
	Rajkot	Rajkot (Loose)	NA	NA	-
Madhya Pradesh	Jamnagar	Dhrol (Loose)	NA	NA	-
	Gwalior	Dabra (Loose)	NA	NA	-
Guar Gum					
Rajasthan	Jodhpur	Jodhpur	11700	12000	-300
	Alwar	Alwar	NR	12000	-
	Hanumangarh	Nohar	NA	NA	-
Haryana	Bhiwani	Bhiwani	11600	11700	-100
	Sirsa	Sirsa	11900	12000	-100
		Dhabwali	12000	12000	Unch
		Ellanabad	12000	12000	Unch
	Fatehabad	Fatehabad	11900	12000	-100

Guar Seed Arrivals in Key Centers					
Commodity	District	Centre	Arrivals (Quintals)		Change
Guar Seed			16-Mar-23	15-Mar-23	
Rajasthan	Jodhpur	Jodhpur	NA	NA	-
	Sri-Ganganagar	Sri-Ganganagar	200	300	-100
		Rawla	NA	NA	-
		Gharsana	NA	NA	-
		Raisinghnagar	200	250	-50
	Bikaner	Bikaner	500	700	-200
		Nokha	350	400	-50
		Khajuwala	200	200	Unch
		Lunkaransar	1500	550	950
	Hanumangarh	Hanumangarh	100	150	-50
		Nohar	NA	NA	-
		Pilibanga	40	40	Unch
	Nagaur	Nagaur	NA	Closed	-

	Churu	Churu	NR	100	-
	Alwar	Alwar	NR	NA	-
Haryana	Hisar	Adampur	1500	Closed	-
	Bhiwani	Bhiwani	200	NA	-
		Siwani	700	850	-150
	Sirsa	Sirsa	800	1000	-200
		Dhabwali	50	50	Unch
		Ellanabad	50	50	Unch
	Fatehabad	Fatehabad	NA	NA	-
Gujarat	Banaskantha	Deesa	NA	NA	-
	Patan	Patan	NA	3	-
	Rajkot	Rajkot	NA	NA	-
	Jamnagar	Dhrol	NA	NA	-
Madhya Pradesh	Gwalior	Dabra	NA	NA	-
Total Arrivals/Above Markets			6390	4643	1747

Disclaimer

The information and opinions contained in the document have been compiled from sources believed to be reliable. The company does not warrant its accuracy, completeness and correctness. Use of data and information contained in this report is at your own risk. This document is not, and should not be construed as, an offer to sell or solicitation to buy any commodities. This document may not be reproduced, distributed or published, in whole or in part, by any recipient hereof for any purpose without prior permission from the Company. IASL and its affiliates and/or their officers, directors and employees may have positions in any commodities mentioned in this document (or in any related investment) and may from time to time add to or dispose of any such commodities (or investment). Please see the detailed disclaimer at <http://www.agriwatch.com/Disclaimer.asp> © 2023 Indian Agribusiness Systems Limited.