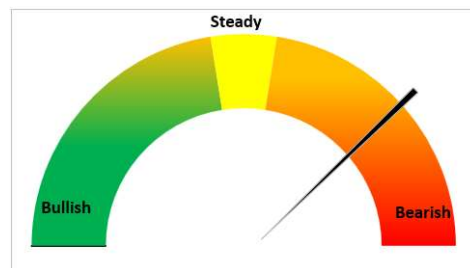


### Today's Update

Today, the Guar seed Jodhpur delivery prices went down by 1.9% at INR 5,565 as compared to INR 5,670 previous day. In other cash markets too, guar seed traded with bearish sentiments.

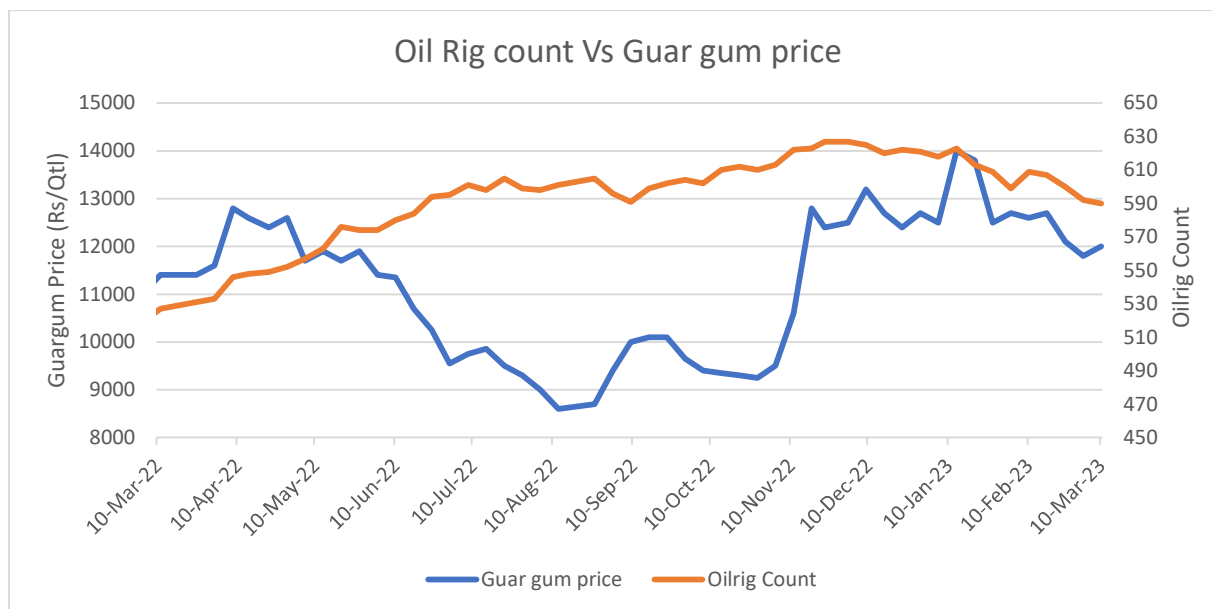
In Rajasthan, the arrivals went down to 1,070 qtl. Vs 3,090 qtl. previous day. In Haryana too, the arrivals went down to 2,300 qtl. Vs 3,300 qtl. previous day. The arrivals went down today amid unfavorable weather conditions in some parts of Rajasthan and Haryana.

Jodhpur Guar seed delivery prices are expected to trade in the range of Rs. 5,200-5,600/Qtl. in near term amid the bearish sentiments in the market.



### Oilrig Count

As on 10<sup>th</sup> Mar '2023, as per data released by Baker Hughes, the number of oilrigs in USA decreased by 2 to 590 as compared to the previous week at 592. While the guar gum prices went up by 2% during the previous week.




### WTI Crude Oil

WTI Crude oil 17th Mar '23	% Change
17th Mar '23	0.53%
1 Week	-10.24%
Month till date	-10.98%


### Guar Split Exports

India's guar split exports decreased in the month of Jan '2023 by 32% to 3,711 tonnes compared to 5,440 tonnes previous month at an average FoB of US \$1,936 per tonne in the month of Jan '23 compared to US \$1,609 per tonne previous month. However, the guar split shipments gone down by 8% in Jan '23 compared to the same period last year. Of the total exported quantity, around 3,000 tonnes bought by China, US 630 tonnes and Switzerland 80 tonnes.

COUNTRIES	JAN '23	DEC'22	CHANGE
CHINA	3000	3400	-12%
USA 	631	1520	-58%
GERMANY	80	220	-64%
OTHER	0	300	-100%
<b>TOTAL</b>	<b>3711</b>	<b>5440</b>	<b>-32%</b>

### Guar Gum Exports

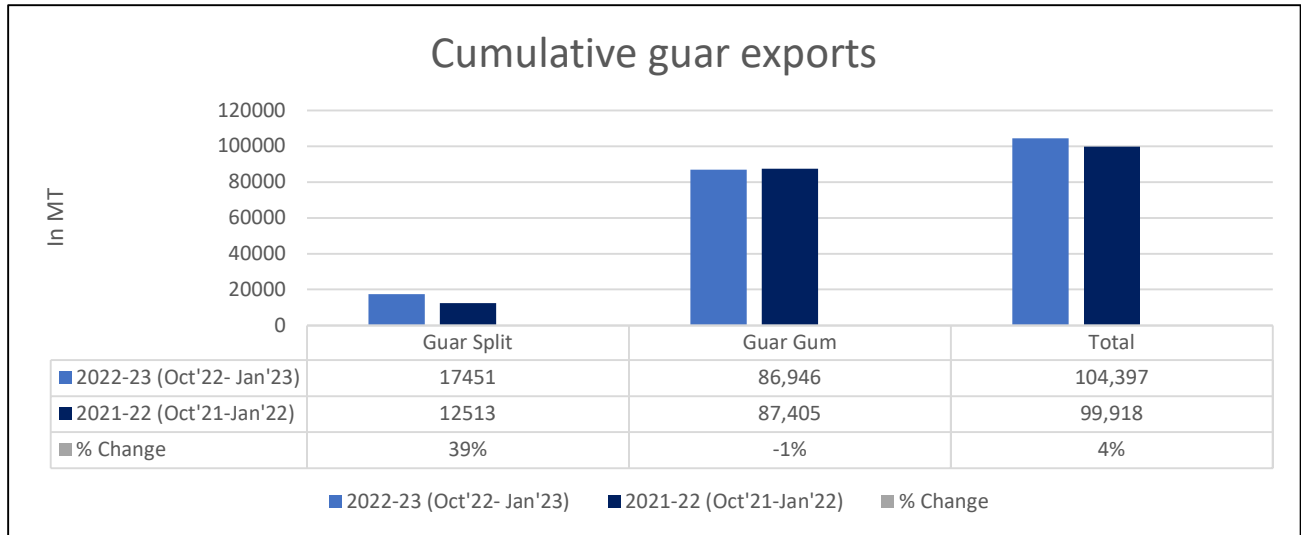
India's guar gum exports decreased in the month of January 2023 by 8% to 21,326 tonnes compared to 23,136 tonnes during previous month at an average FoB of US \$1482 per tonne in the month of Jan '2023 as compared to US \$1312 per tonne previous month. Further, the gum shipments were marginally down by 0.2% in Jan '2023 as compared to the corresponding year. Out of the total exported quantity, around 7,428 tonnes bought by USA, Russia 3,897 tonnes, Germany 1,458 tonnes, China 1,217 tonnes, Australia 1,005 tonnes and Italy 770 tonnes.

COUNTRIES	DEC' 22	JAN' 23	CHANGE
USA	10734	7428	-31%
RUSSIA	2412	3897	62%
GERMANY 	2365	1458	-38%
CHINA	658	1217	85%
UK	561	335	-40%
TURKEY	467	95	-80%
ITALY	464	770	66%
CANADA	436	435	0%
BRAZIL	392	281	-28%
ALGERIA	370	326	-12%
OTHERS	4276	5084	19%
<b>TOTAL</b>	<b>23136</b>	<b>21326</b>	<b>-8%</b>

In 2022, Indian guar gum exports witnessed a 13% YoY increase, reaching 248,090 tonnes worth \$489.6 million (+53% YoY). The US, Russia, and Germany were the top importers, accounting for 31%, 14%, and 12% (by volume) respectively, with the US experiencing a 15.76% YoY increase in imports. The futures prices for deliveries from March-June saw a fall of 14% month-on-month.

**Total Cumulative Guar Exports:** In the Oct'22-Jan'23 period, the total cumulative guar exports went up by 4% to 10.4 Lakh tonnes as compared to 0.99 Lakh tonnes previous year same period. While the cumulative guar split exports increased by 39%, but the guar gum exports went down by 1% in the period concerned.

Attributes	2022-23 (Oct'22- Jan'23)	2021-22 (Oct'21-Jan'22)	% Change
Guar Split	17451	12513	39%
Guar Gum	86,946	87,405	-1%
<b>Total</b>	<b>104,397</b>	<b>99,918</b>	<b>4%</b>



### NCDEX Futures Market

NCDEX-FUTURES MARKET – Guar Seed									
Contract	% chg	Open	High	Low	Close	Volume	Change	OI	Change
Apr-23	+0.71	5,516	5,569	5,484	5,530	15,590	-11545	75975	-475
May-23	+0.74	5,579	5,621	5,548	5,584	300	-810	805	110

NCDEX-FUTURES MARKET- Guar Gum									
Contract	% chg	Open	High	Low	Close	Volume	Change	OI	Change
Apr-23	+0.92	11472	11595	11391	11510	5905	-6585	46435	-830
May-23	+0.84	11567	11705	11513	11624	1305	515	2620	915

Guar seed Stock Position:			
Stocks	Demat	In-Process	Total
	16-Mar-23	16-Mar-23	16-Mar-23
Bikaner	27949	0	27949



Deesa	-	-	0
Sri Ganganagar	927	0	927
Jodhpur	1445	0	1445
Nokha	-	-	-

Guar Gum Stock Position:			
Stocks	Demat	In-Process	Total
	16-Mar-23	16-Mar-23	16-Mar-23
Deesa	75	0	75
Bikaner	2916	0	2916
Jodhpur	15238	140	15378
Nokha	1098	0	1098
Sri Ganganagar	20	0	20

Churi and Korma Prices:		17-Mar-23
Commodity	Centre	Rs. /75 kg.
Churi	Jodhpur	2100
Korma	Jodhpur	2850

Guar seed EDD:					
	10-Apr-23	10-May-23	10-Jun-23	10-Jul-23	10-Aug-23
Bikaner	190	60	60	248	5688
Deesa	-	-	-	-	-
Sri Ganganagar	-	-	-	70	161
Jodhpur	-	-	-	30	582
Nokha	-	-	-	-	-



Guar Gum EDD:					
	10-Apr-23	10-May-23	10-Jun-23	10-Jul-23	10-Aug-23
Deesa	-	-	-	-	-
Bikaner	70	60	190	624	378
Jodhpur	104	189	1283	875	2845
Nokha	-	50	90	60	380
Sri Ganganagar	-	-	-	20	-

Guar Seed Prices at Key Spot Markets:					
Commodity	District	Centre	Prices (Rs/Qtl)		Change
Guar Seed			17-Mar-23	16-Mar-23	
Rajasthan	Jodhpur	Jodhpur (Loose)	5300	5400	-100
		Jodhpur (Delivery)	5565	5670	-105
	Sri-Ganganagar	Sri-Ganganagar (Loose)	5215	5320	-105
		Sri-Ganganagar (Delivery)	5365	5470	-105
		Rawla (Loose)	5250	5470	-220
		Gharsana (Loose)	5250	5470	-220
		Raisinghnagar (Loose)	5220	5220	Unch
	Bikaner	Bikaner (Loose)	Closed	5250	-
		Bikaner (Delivery)	Closed	5513	-
		Nokha (Loose)	5350	5400	-50
		Nokha (Delivery)	5618	5670	-53
		Khajuwala (Loose)	5400	5500	-100
		Khajuwala (Delivery)	5670	5775	-105
		Lunkaransar (Loose)	5565	5618	-53
	Hanumangarh	Hanumangarh (Loose)	Closed	5300	-
		Hanumangarh (Delivery)	Closed	5565	-
		Nohar (Loose)	NA	NA	-
		Pilibanga (Loose)	5250	5250	Unch
	Nagaur	Nagaur (Loose)	NA	NA	-
	Churu	Churu (Delivery)	NR	NR	-
	Alwar	Alwar (Loose)	NR	NR	-
Haryana	Hisar	Adampur (Loose)	5250	5325	-75



	Bhiwani	Adampur (Delivery)	5513	5591	-79
		Bhiwani (Delivery)	5400	5470	-70
		Siwani (Loose)	5400	5450	-50
	Sirsa	Sirsa (Loose)	5300	5300	Unch
		Dhabwali (Loose)	5250	5400	-150
		Dhabwali (Delivery)	5513	5670	-158
		Ellanabad (Loose)	5250	5400	-150
Gujarat	Fatehabad	Fatehabad (Loose)	5300	5300	Unch
	Banaskantha	Deesa (Loose)	5250	5250	Unch
	Patan	Patan (Loose)	NA	NA	-
	Rajkot	Rajkot (Loose)	5100	NA	-
Madhya Pradesh	Jamnagar	Dhrol (Loose)	NA	NA	-
	Gwalior	Dabra (Loose)	NA	NA	-
Guar Gum					
Rajasthan	Jodhpur	Jodhpur	11600	11700	-100
	Alwar	Alwar	NR	NR	-
	Hanumangarh	Nohar	NA	NA	-
Haryana	Bhiwani	Bhiwani	11400	11600	-200
	Sirsa	Sirsa	11500	11900	-400
		Dhabwali	11700	11700	Unch
		Ellanabad	11700	12000	-300
	Fatehabad	Fatehabad	11500	11900	-400

Guar Seed Arrivals in Key Centers					
Commodity	District	Centre	Arrivals (Quintals)		Change
Guar Seed			17-Mar-23	16-Mar-23	
Rajasthan	Jodhpur	Jodhpur	NA	NA	-
	Sri-Ganganagar	Sri-Ganganagar	30	200	-170
		Rawla	NA	NA	-
		Gharsana	NA	NA	-
		Raisinghnagar	100	200	-100
	Bikaner	Bikaner	Closed	500	-
		Nokha	200	350	-150
		Khajuwala	150	200	-50
		Lunkaransar	550	750	-200
	Hanumangarh	Hanumangarh	Closed	100	-
		Nohar	NA	NA	-
		Pilibanga	40	40	Unch
	Nagaur	Nagaur	NA	NA	-

	<b>Churu</b>	Churu	NR	NR	-
	<b>Alwar</b>	Alwar	NR	NR	-
<b>Haryana</b>	<b>Hisar</b>	Adampur	1000	1500	<b>-500</b>
	<b>Bhiwani</b>	Bhiwani	NA	200	-
		Siwani	600	700	<b>-100</b>
	<b>Sirsa</b>	Sirsa	600	800	<b>-200</b>
		Dhabwali	50	50	<b>Unch</b>
		Ellanabad	50	50	<b>Unch</b>
	<b>Fatehabad</b>	Fatehabad	NA	NA	-
<b>Gujarat</b>	<b>Banaskantha</b>	Deesa	NA	NA	-
	<b>Patan</b>	Patan	NA	NA	-
	<b>Rajkot</b>	Rajkot	5	NA	-
	<b>Jamnagar</b>	Dhrol	NA	NA	-
<b>Madhya Pradesh</b>	<b>Gwalior</b>	Dabra	NA	NA	-
<b>Total Arrivals/Above Markets</b>			<b>3375</b>	<b>5640</b>	<b>-2265</b>

#### Disclaimer

The information and opinions contained in the document have been compiled from sources believed to be reliable. The company does not warrant its accuracy, completeness and correctness. Use of data and information contained in this report is at your own risk. This document is not, and should not be construed as, an offer to sell or solicitation to buy any commodities. This document may not be reproduced, distributed or published, in whole or in part, by any recipient hereof for any purpose without prior permission from the Company. IASL and its affiliates and/or their officers, directors and employees may have positions in any commodities mentioned in this document (or in any related investment) and may from time to time add to or dispose of any such commodities (or investment). Please see the detailed disclaimer at <http://www.agriwatch.com/Disclaimer.asp> © 2023 Indian Agribusiness Systems Limited.