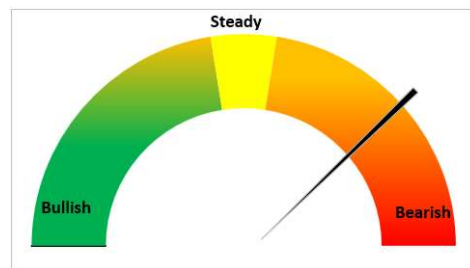


Today's Update

Today, the Guar seed Jodhpur delivery prices went marginally up by 0.7% at INR 5,602 as compared to INR 5,565 previous day. While in other cash markets, guar seed traded with steady sentiments.

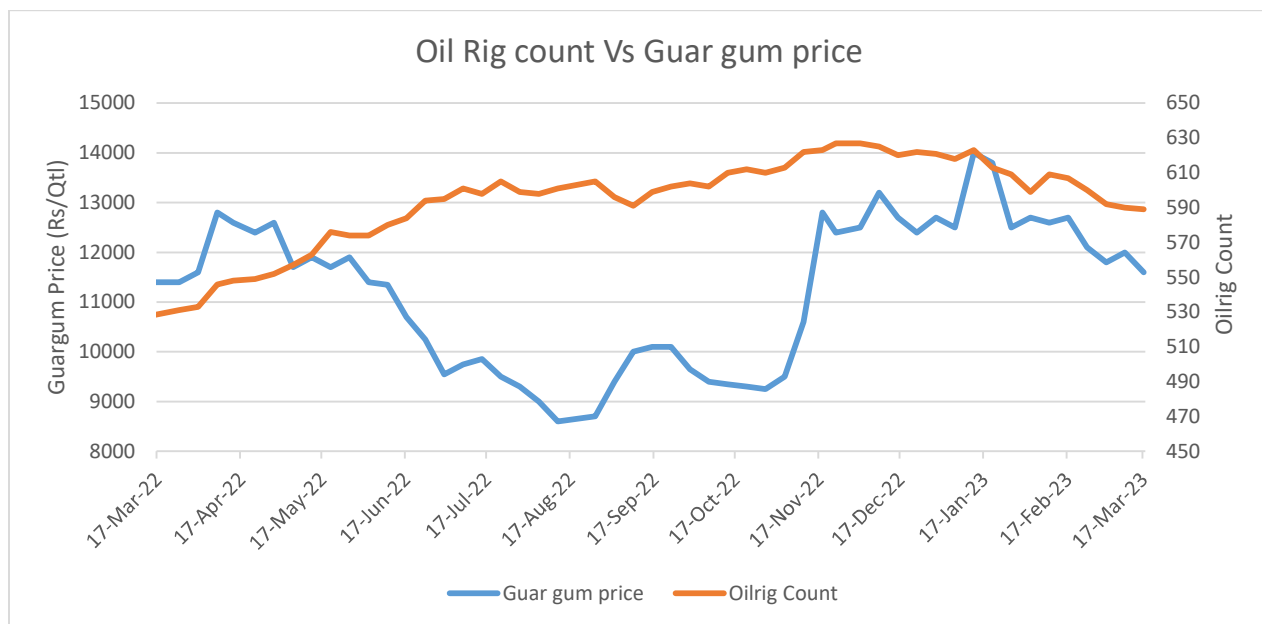
In Rajasthan, the arrivals went up to 2,290 qtl. Vs 1,690 qtl. previous day. In Haryana too, the arrivals went up to 2,400 qtl. Vs 1,750 qtl. previous day.

Jodhpur Guar seed delivery prices are expected to trade in the range of Rs. 5,400-5,700/Qtl. in near term amid the bearish sentiments in the market.



Oilrig Count

As on 17th Mar '2023, as per data released by Baker Hughes, the number of oilrigs in USA decreased by 1 to 589 as compared to the previous week at 590. While the guar gum prices also went down by 3% during the previous week.



WTI Crude Oil

WTI Crude oil 21st Mar '23	% Change	
21st Mar '23	0.92%	<div></div>
1 Week	3.45%	<div></div>
Month till date	-10.38%	<div></div>

Guar Split Exports

India's guar split exports increased in the month of Feb '2023 by 19% to 4,420 tonnes compared to 3,711 tonnes previous month at an average FoB

of US \$1,843 per tonne in the month of Feb '23 compared to US \$1,936 per tonne previous month. However, the guar split shipments went down by 19% in Feb '23 compared to the same period last year. Of the total exported quantity, 4,100 tonnes bought by China, US 260 tonnes and Switzerland 60 tonnes.

COUNTRIES	Guar Split Exported in Feb '23 (MT)	% Share
CHINA	4100	92.76%
SWITZERLAND	60	1.36%
USA	260	5.88%
TOTAL	4420	100%

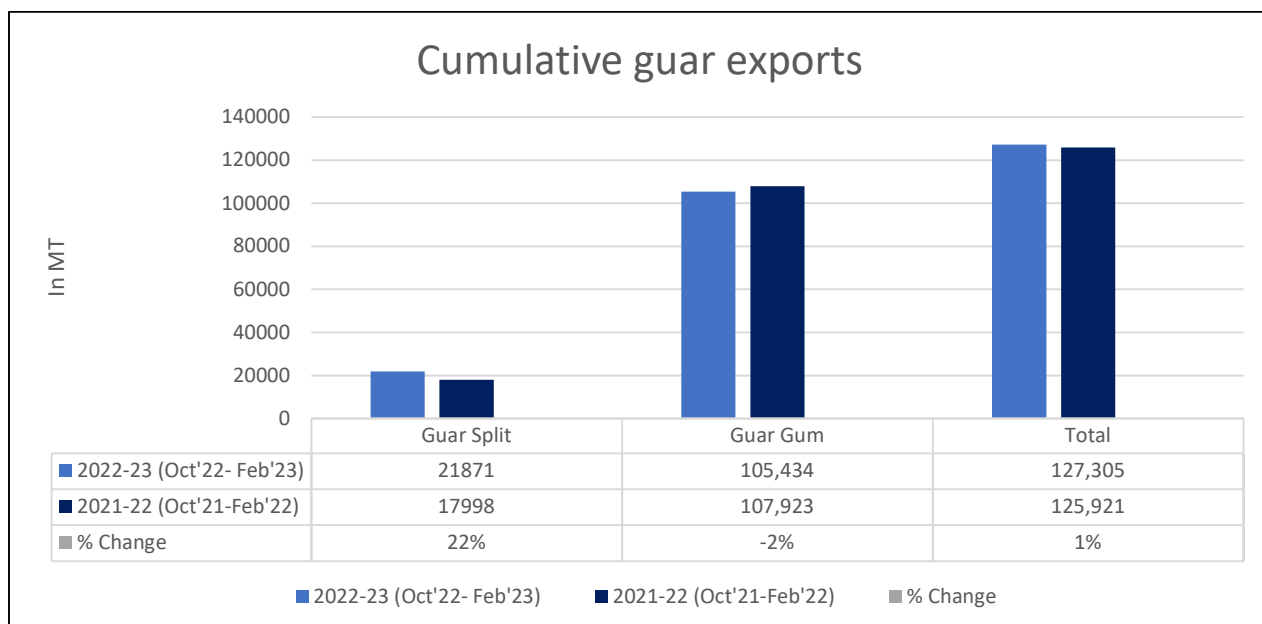
Guar Gum Exports

India's guar gum exports decreased in the month of February 2023 by 13% to 18,488 tonnes compared to 21,326 tonnes during previous month at an average FoB of US \$1,558 per tonne in the month of Feb '2023 as compared to US \$1,482 per tonne previous month. Further, the gum shipments were marginally down by 0.1% in Feb '2023 as compared to the corresponding year. Out of the total exported quantity, around 5,448 tonnes bought by USA, Russia 3,726 tonnes, Germany 2,552 tonnes, Canada 936 tonnes, China 740 tonnes and Australia 770 tonnes.

COUNTRIES	Guar Gum Exported in Feb '23(MT)	Guar gum export (% Share)
USA	5448	29.47%
RUSSIA	3726	20.16%
GERMANY	2552	13.80%
CANADA	936	5.06%
CHINA	740	4.00%
AUSTRALIA	479	2.59%
BRAZIL	380	2.05%
DENMARK	357	1.93%
UK	346	1.87%
INDONESIA	322	1.74%
SAUDI ARABIA	287	1.56%
THAILAND	251	1.36%
SOUTH AFRICA	235	1.27%
POLAND	224	1.21%
ITALY	201	1.09%
OTHERS	2003	10.83%
TOTAL	18488	100%

Total Cumulative Guar Exports: In the Oct '22-Feb '23 Guar exports went up by 1% to 1.27 Lakh tonnes as compared to 1.25 Lakh tonnes previous year same period. Guar Gum went down by 2% while guar split went up by 22%.

Attributes	2022-23 (Oct'22- Feb'23)	2021-22 (Oct'21-Feb'22)	% Change
Guar Split	21871	17998	22%
Guar Gum	105,434	107,923	-2%
Total	127,305	125,921	1%



NCDEX Futures Market

NCDEX-FUTURES MARKET – Guar Seed									
Contract	% chg	Open	High	Low	Close	Volume	Change	OI	Change
Apr-23	+3.13	5,472	5,690	5,382	5,660	35,520	15720	72800	-2820
May-23	+3.17	5,523	5,748	5,464	5,721	4,665	3175	4295	2815

NCDEX-FUTURES MARKET- Guar Gum									
Contract	% chg	Open	High	Low	Close	Volume	Change	OI	Change
Apr-23	+4.60	11200	11940	11200	11860	15550	7545	42020	-3310
May-23	+4.60	11469	12050	11500	11997	5075	3445	7290	3475

Guar seed Stock Position:			
Stocks	Demat	In-Process	Total
	20-Mar-23	20-Mar-23	20-Mar-23
Bikaner	27949	0	27949
Deesa	-	-	0
Sri Ganganagar	927	0	927
Jodhpur	1445	0	1445
Nokha	-	-	-

Guar Gum Stock Position:			
Stocks	Demat	In-Process	Total
	20-Mar-23	20-Mar-23	20-Mar-23
Deesa	75	0	75
Bikaner	2916	0	2916
Jodhpur	15517	20	15537
Nokha	1098	0	1098
Sri Ganganagar	20	0	20

Churi and Korma Prices:		21-Mar-23
Commodity	Centre	Rs. /75 kg.
Churi	Jodhpur	2150
Korma	Jodhpur	2925

Guar seed EDD:					
	10-Apr-23	10-May-23	10-Jun-23	10-Jul-23	10-Aug-23
Bikaner	190	60	60	248	5688
Deesa	-	-	-	-	-

Sri Ganganagar	-	-	-	70	161
Jodhpur	-	-	-	30	582
Nokha	-	-	-	-	-

Guar Gum EDD:					
	10-Apr-23	10-May-23	10-Jun-23	10-Jul-23	10-Aug-23
Deesa	-	-	-	-	-
Bikaner	70	60	190	624	378
Jodhpur	104	189	1283	875	2845
Nokha	-	50	90	60	380
Sri Ganganagar	-	-	-	20	-

Guar Seed Prices at Key Spot Markets:					
Commodity	District	Centre	Prices (Rs/Qtl)		Change
Guar Seed			21-Mar-23	20-Mar-23	
Rajasthan	Jodhpur	Jodhpur (Loose)	5335	5300	35
		Jodhpur (Delivery)	5602	5565	37
	Sri-Ganganagar	Sri-Ganganagar (Loose)	5400	5400	Unch
		Sri-Ganganagar (Delivery)	5550	5550	Unch
		Rawla (Loose)	5250	5550	-300
		Gharsana (Loose)	5250	5550	-300
		Raisinghnagar (Loose)	5200	5150	50
	Bikaner	Bikaner (Loose)	5300	5250	50
		Bikaner (Delivery)	5565	5513	53
		Nokha (Loose)	5300	5300	Unch
		Nokha (Delivery)	5565	5565	Unch
		Khajuwala (Loose)	5400	5400	Unch
		Khajuwala (Delivery)	5670	5670	Unch
		Lunkaransar (Loose)	5534	5513	21
	Hanumangarh	Hanumangarh (Loose)	5300	Closed	-
		Hanumangarh (Delivery)	5565	Closed	-
		Nohar (Loose)	NA	NA	-



		Pilibanga (Loose)	5250	5250	Unch
	Nagaur	Nagaur (Loose)	5250	5250	Unch
	Churu	Churu (Delivery)	5400	NR	-
	Alwar	Alwar (Loose)	5000	NR	-
Haryana	Hisar	Adampur (Loose)	5200	5250	-50
		Adampur (Delivery)	5460	5513	-53
	Bhiwani	Bhiwani (Delivery)	5400	5450	-50
		Siwani (Loose)	5400	5370	30
	Sirsa	Sirsa (Loose)	5280	5250	30
		Dhabwali (Loose)	5225	5250	-25
		Dhabwali (Delivery)	5486	5513	-26
		Ellanabad (Loose)	5225	5250	-25
	Fatehabad	Fatehabad (Loose)	5200	5300	-100
Gujarat	Banaskantha	Deesa (Loose)	5300	5300	Unch
	Patan	Patan (Loose)	NA	NA	-
	Rajkot	Rajkot (Loose)	NA	NA	-
	Jamnagar	Dhrol (Loose)	NA	NA	-
Madhya Pradesh	Gwalior	Dabra (Loose)	NA	NA	-
Guar Gum					
Rajasthan	Jodhpur	Jodhpur	11600	11600	Unch
	Alwar	Alwar	11600	NR	-
	Hanumangarh	Nohar	NA	NA	-
Haryana	Bhiwani	Bhiwani	11500	11650	-150
	Sirsa	Sirsa	11700	11500	200
		Dhabwali	11500	11600	-100
		Ellanabad	11500	11500	Unch
	Fatehabad	Fatehabad	11500	11500	Unch

Guar Seed Arrivals in Key Centers					
Commodity	District	Centre	Arrivals (Quintals)		Change
Guar Seed			21-Mar-23	20-Mar-23	
Rajasthan	Jodhpur	Jodhpur	NA	NA	-
	Sri-Ganganagar	Sri-Ganganagar	350	200	150
		Rawla	NA	NA	-
		Gharsana	NA	NA	-
		Raisinghnagar	100	50	50
	Bikaner	Bikaner	500	500	Unch
		Nokha	300	250	50
		Khajuwala	300	150	150

		Lunkaransar	600	500	100
	Hanumangarh	Hanumangarh	100	Closed	-
		Nohar	NA	NA	-
		Pilibanga	40	40	Unch
	Nagaur	Nagaur	NA	NA	-
	Churu	Churu	NA	NR	-
	Alwar	Alwar	NA	NR	-
Haryana	Hisar	Adampur	1300	800	500
	Bhiwani	Bhiwani	NA	NA	-
		Siwani	600	600	Unch
	Sirsa	Sirsa	400	250	150
		Dhabwali	50	50	Unch
		Ellanabad	50	50	Unch
	Fatehabad	Fatehabad	NA	NA	-
Gujarat	Banaskantha	Deesa	NA	NA	-
	Patan	Patan	NA	NA	-
	Rajkot	Rajkot	NA	NA	-
	Jamnagar	Dhrol	NA	NA	-
Madhya Pradesh	Gwalior	Dabra	NA	NA	-
Total Arrivals/Above Markets			4690	3440	1250

Disclaimer

The information and opinions contained in the document have been compiled from sources believed to be reliable. The company does not warrant its accuracy, completeness and correctness. Use of data and information contained in this report is at your own risk. This document is not, and should not be construed as, an offer to sell or solicitation to buy any commodities. This document may not be reproduced, distributed or published, in whole or in part, by any recipient hereof for any purpose without prior permission from the Company. IASL and its affiliates and/or their officers, directors and employees may have positions in any commodities mentioned in this document (or in any related investment) and may from time to time add to or dispose of any such commodities (or investment). Please see the detailed disclaimer at <http://www.agriwatch.com/Disclaimer.asp> © 2023 Indian Agribusiness Systems Limited.