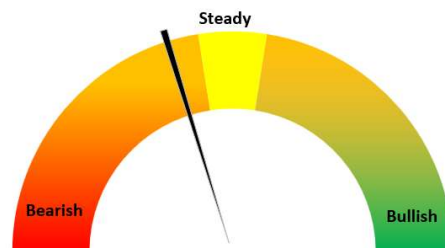


Today's Update

Today, the Guar seed Jodhpur delivery prices went up by 1.2% at INR 5,670 as compared to INR 5,602 previous day. While in other cash markets too, guar seed traded with bullish sentiments.

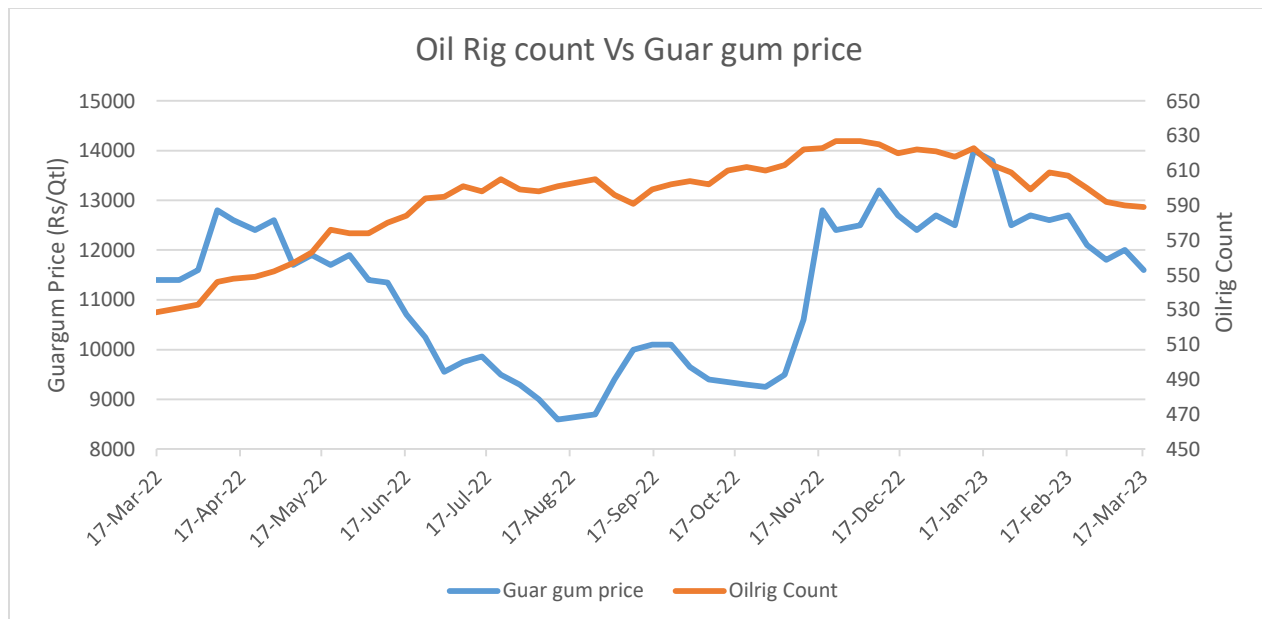
In Rajasthan, the arrivals went up to 2,440 qtl. Vs 2,290 qtl. previous day. In Haryana too, the arrivals went up to 3,200 qtl. Vs 2,400 qtl. previous day.

Jodhpur Guar seed delivery prices are expected to trade in the range of Rs. 5,500-5,700/Qtl. in near term amid the bullish sentiments in the market.



Oilrig Count

As on 17th Mar '2023, as per data released by Baker Hughes, the number of oilrigs in USA decreased by 1 to 589 as compared to the previous week at 590. While the guar gum prices also went down by 3% during the previous week.



WTI Crude Oil

WTI Crude oil 22nd Mar '23	% Change
22nd Mar '23	-0.39%
1 Week	4.20%
Month till date	-9.73%

Guar Split Exports

India's guar split exports increased in the month of Feb '2023 by 19% to 4,420 tonnes compared to 3,711 tonnes previous month at an average FoB

of US \$1,843 per tonne in the month of Feb '23 compared to US \$1,936 per tonne previous month. However, the guar split shipments went down by 19% in Feb '23 compared to the same period last year. Of the total exported quantity, 4,100 tonnes bought by China, US 260 tonnes and Switzerland 60 tonnes.

COUNTRIES	Guar Split Exported in Feb '23 (MT)	% Share
CHINA	4100	92.76%
SWITZERLAND	60	1.36%
USA	260	5.88%
TOTAL	4420	100%

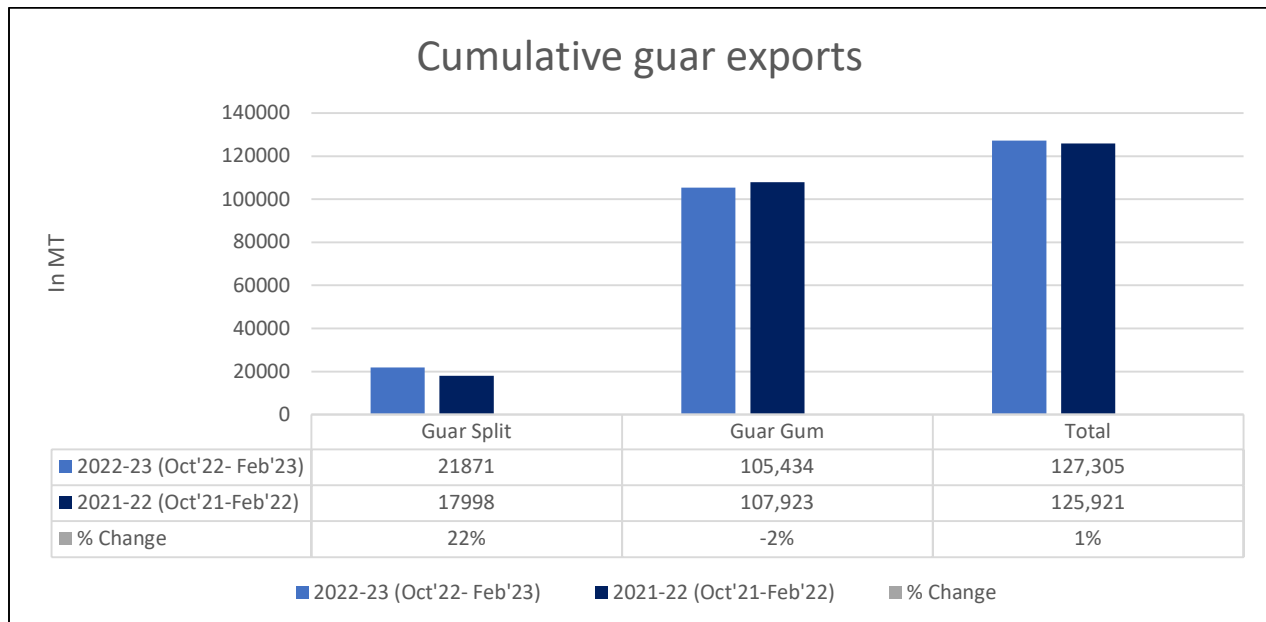
Guar Gum Exports

India's guar gum exports decreased in the month of February 2023 by 13% to 18,488 tonnes compared to 21,326 tonnes during previous month at an average FoB of US \$1,558 per tonne in the month of Feb '2023 as compared to US \$1,482 per tonne previous month. Further, the gum shipments were marginally down by 0.1% in Feb '2023 as compared to the corresponding year. Out of the total exported quantity, around 5,448 tonnes bought by USA, Russia 3,726 tonnes, Germany 2,552 tonnes, Canada 936 tonnes, China 740 tonnes and Australia 770 tonnes.

COUNTRIES	Guar Gum Exported in Feb '23(MT)	Guar gum export (% Share)
USA	5448	29.47%
RUSSIA	3726	20.16%
GERMANY	2552	13.80%
CANADA	936	5.06%
CHINA	740	4.00%
AUSTRALIA	479	2.59%
BRAZIL	380	2.05%
DENMARK	357	1.93%
UK	346	1.87%
INDONESIA	322	1.74%
SAUDI ARABIA	287	1.56%
THAILAND	251	1.36%
SOUTH AFRICA	235	1.27%
POLAND	224	1.21%
ITALY	201	1.09%
OTHERS	2003	10.83%
TOTAL	18488	100%

Total Cumulative Guar Exports: In the Oct '22-Feb '23 Guar exports went up by 1% to 1.27 Lakh tonnes as compared to 1.25 Lakh tonnes previous year same period. Guar Gum went down by 2% while guar split went up by 22%.

Attributes	2022-23 (Oct'22- Feb'23)	2021-22 (Oct'21-Feb'22)	% Change
Guar Split	21871	17998	22%
Guar Gum	105,434	107,923	-2%
Total	127,305	125,921	1%


NCDEX Futures Market
NCDEX-FUTURES MARKET – Guar Seed

Contract	% chg	Open	High	Low	Close	Volume	Change	OI	Change
Apr-23	-0.11	5,674	5,708	5,631	5,667	20,680	-14840	70015	-2785
May-23	-0.12	5,735	5,768	5,691	5,724	4,170	-495	7240	2945

NCDEX-FUTURES MARKET- Guar Gum

Contract	% chg	Open	High	Low	Close	Volume	Change	OI	Change
Apr-23	+0.06	11920	12030	11810	11897	10560	-4990	40175	-1845
May-23	-0.06	12020	12190	11935	12010	3650	-1425	9395	2105



Guar seed Stock Position:			
Stocks	Demat	In-Process	Total
	21-Mar-23	21-Mar-23	21-Mar-23
Bikaner	27949	0	27949
Deesa	-	-	0
Sri Ganganagar	927	0	927
Jodhpur	1445	0	1445
Nokha	-	-	-

Guar Gum Stock Position:			
Stocks	Demat	In-Process	Total
	21-Mar-23	21-Mar-23	21-Mar-23
Deesa	75	0	75
Bikaner	3035	0	3035
Jodhpur	15537	60	15597
Nokha	1098	0	1098
Sri Ganganagar	20	0	20

Churi and Korma Prices:		22-Mar-23
Commodity	Centre	Rs. /75 kg.
Churi	Jodhpur	2150
Korma	Jodhpur	2925

Guar seed EDD:					
	10-Apr-23	10-May-23	10-Jun-23	10-Jul-23	10-Aug-23
Bikaner	190	60	60	248	5688
Deesa	-	-	-	-	-



Sri Ganganagar	-	-	-	70	161
Jodhpur	-	-	-	30	582
Nokha	-	-	-	-	-

Guar Gum EDD:					
	10-Apr-23	10-May-23	10-Jun-23	10-Jul-23	10-Aug-23
Deesa	-	-	-	-	-
Bikaner	70	60	190	624	378
Jodhpur	104	189	1283	875	2845
Nokha	-	50	90	60	380
Sri Ganganagar	-	-	-	20	-

Guar Seed Prices at Key Spot Markets:					
Commodity	District	Centre	Prices (Rs/Qtl)		Change
Guar Seed			22-Mar-23	21-Mar-23	
Rajasthan	Jodhpur	Jodhpur (Loose)	5400	5335	65
		Jodhpur (Delivery)	5670	5602	68
	Sri-Ganganagar	Sri-Ganganagar (Loose)	5350	5400	-50
		Sri-Ganganagar (Delivery)	5500	5550	-50
		Rawla (Loose)	5250	5550	-300
		Gharsana (Loose)	5250	5550	-300
		Raisinghnagar (Loose)	5300	5200	100
	Bikaner	Bikaner (Loose)	5450	5300	150
		Bikaner (Delivery)	5723	5565	158
		Nokha (Loose)	5450	5300	150
		Nokha (Delivery)	5723	5565	158
		Khajuwala (Loose)	5500	5400	100
		Khajuwala (Delivery)	5775	5670	105
		Lunkaransar (Loose)	5618	5534	84
	Hanumangarh	Hanumangarh (Loose)	5400	5300	100
		Hanumangarh (Delivery)	5670	5565	105
		Nohar (Loose)	NA	NA	-

		Pilibanga (Loose)	5250	5250	Unch
	Nagaur	Nagaur (Loose)	5300	5250	50
	Churu	Churu (Delivery)	5500	5400	100
	Alwar	Alwar (Loose)	5200	5000	200
Haryana	Hisar	Adampur (Loose)	5210	5200	10
		Adampur (Delivery)	5471	5460	11
	Bhiwani	Bhiwani (Delivery)	5500	5400	100
		Siwani (Loose)	5500	5400	100
	Sirsa	Sirsa (Loose)	5300	5280	20
		Dhabwali (Loose)	5200	5225	-25
		Dhabwali (Delivery)	5460	5486	-26
		Ellanabad (Loose)	5300	5225	75
	Fatehabad	Fatehabad (Loose)	5300	5200	100
Gujarat	Banaskantha	Deesa (Loose)	5300	5300	Unch
	Patan	Patan (Loose)	NA	NA	-
	Rajkot	Rajkot (Loose)	NA	NA	-
	Jamnagar	Dhrol (Loose)	NA	NA	-
Madhya Pradesh	Gwalior	Dabra (Loose)	NA	NA	-
Guar Gum					
Rajasthan	Jodhpur	Jodhpur	11800	11600	200
	Alwar	Alwar	12000	11600	400
	Hanumangarh	Nohar	NA	NA	-
Haryana	Bhiwani	Bhiwani	11900	11500	400
	Sirsa	Sirsa	11800	11700	100
		Dhabwali	11500	11500	Unch
		Ellanabad	11500	11500	Unch
	Fatehabad	Fatehabad	12000	11500	500

Guar Seed Arrivals in Key Centers					
Commodity	District	Centre	Arrivals (Quintals)		Change
Guar Seed			22-Mar-23	21-Mar-23	
Rajasthan	Jodhpur	Jodhpur	NA	NA	-
	Sri-Ganganagar	Sri-Ganganagar	200	350	-150
		Rawla	NA	NA	-
		Gharsana	NA	NA	-
		Raisinghnagar	150	100	50
	Bikaner	Bikaner	500	500	Unch
		Nokha	200	300	-100
		Khajuwala	150	300	-150

		Lunkaransar	800	600	200
	Hanumangarh	Hanumangarh	100	100	Unch
		Nohar	NA	NA	-
		Pilibanga	40	40	Unch
	Nagaur	Nagaur	200	NA	-
	Churu	Churu	100	NA	-
	Alwar	Alwar	NA	NA	-
Haryana	Hisar	Adampur	1200	1300	-100
	Bhiwani	Bhiwani	200	NA	-
		Siwani	800	600	200
	Sirsa	Sirsa	600	400	200
		Dhabwali	75	50	25
		Ellanabad	325	50	275
	Fatehabad	Fatehabad	NA	NA	-
Gujarat	Banaskantha	Deesa	NA	NA	-
	Patan	Patan	NA	NA	-
	Rajkot	Rajkot	NA	NA	-
	Jamnagar	Dhrol	NA	NA	-
Madhya Pradesh	Gwalior	Dabra	NA	NA	-
Total Arrivals/Above Markets			5640	4690	950

Disclaimer

The information and opinions contained in the document have been compiled from sources believed to be reliable. The company does not warrant its accuracy, completeness and correctness. Use of data and information contained in this report is at your own risk. This document is not, and should not be construed as, an offer to sell or solicitation to buy any commodities. This document may not be reproduced, distributed or published, in whole or in part, by any recipient hereof for any purpose without prior permission from the Company. IASL and its affiliates and/or their officers, directors and employees may have positions in any commodities mentioned in this document (or in any related investment) and may from time to time add to or dispose of any such commodities (or investment). Please see the detailed disclaimer at <http://www.agriwatch.com/Disclaimer.asp> © 2023 Indian Agribusiness Systems Limited.