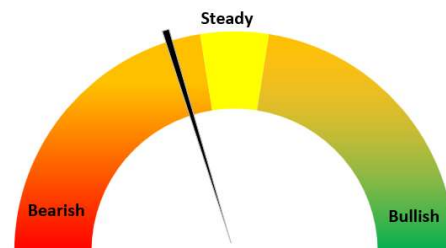


Today's Update

Today, the Guar seed Jodhpur delivery prices went marginally up by 0.6% at INR 5,702 as compared to INR 5,670 previous day. While in other cash markets too, guar seed traded with bullish sentiments.

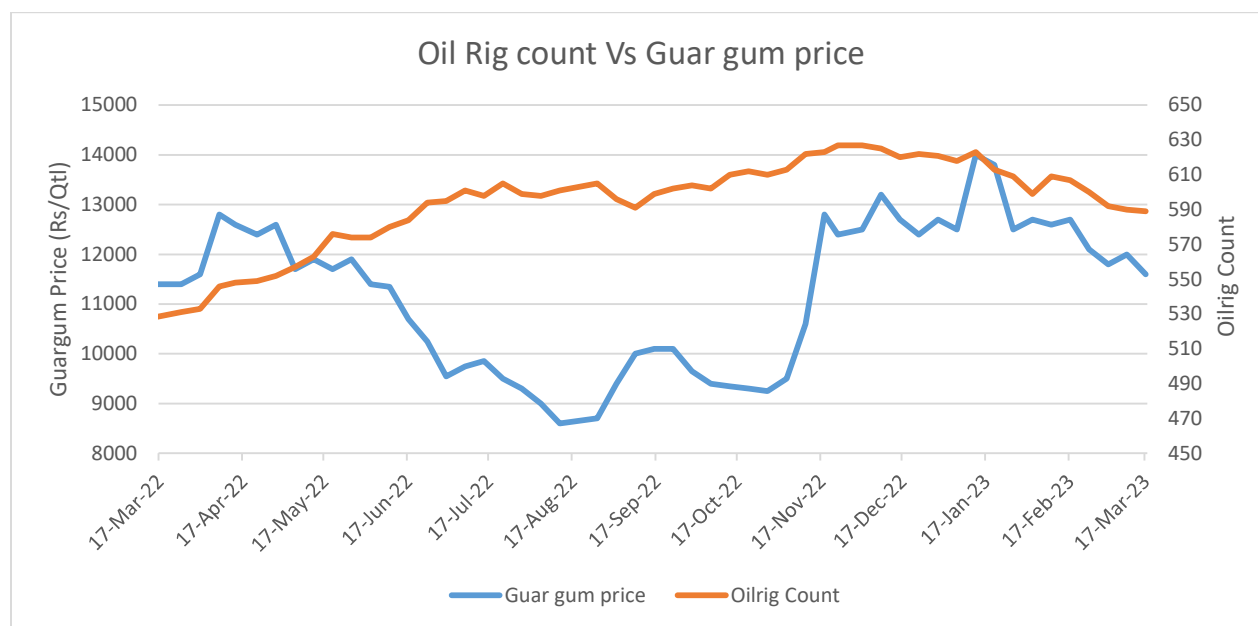
In Rajasthan, the arrivals went up to 2,610 qtl. Vs 2,440 qtl. previous day. While in Haryana, the arrivals went down to 2,750 qtl. Vs 3,200 qtl. previous day.

Jodhpur Guar seed delivery prices are expected to trade in the range of Rs. 5,500-5,800/Qtl. in near term amid the bullish sentiments in the market.



Oilrig Count

As on 17th Mar '2023, as per data released by Baker Hughes, the number of oilrigs in USA decreased by 1 to 589 as compared to the previous week at 590. While the guar gum prices also went down by 3% during the previous week.



WTI Crude Oil

WTI Crude oil 23rd Mar '23	% Change
23rd Mar '23	-0.61%
1 Week	5.24%
Month till date	-8.54%

Guar Split Exports

India's guar split exports increased in the month of Feb '2023 by 19% to 4,420 tonnes compared to 3,711 tonnes previous month at an average FoB

of US \$1,843 per tonne in the month of Feb '23 compared to US \$1,936 per tonne previous month. However, the guar split shipments went down by 19% in Feb '23 compared to the same period last year. Of the total exported quantity, 4,100 tonnes bought by China, US 260 tonnes and Switzerland 60 tonnes.

COUNTRIES	Guar Split Exported in Feb '23 (MT)	% Share
CHINA	4100	92.76%
SWITZERLAND	60	1.36%
USA	260	5.88%
TOTAL	4420	100%

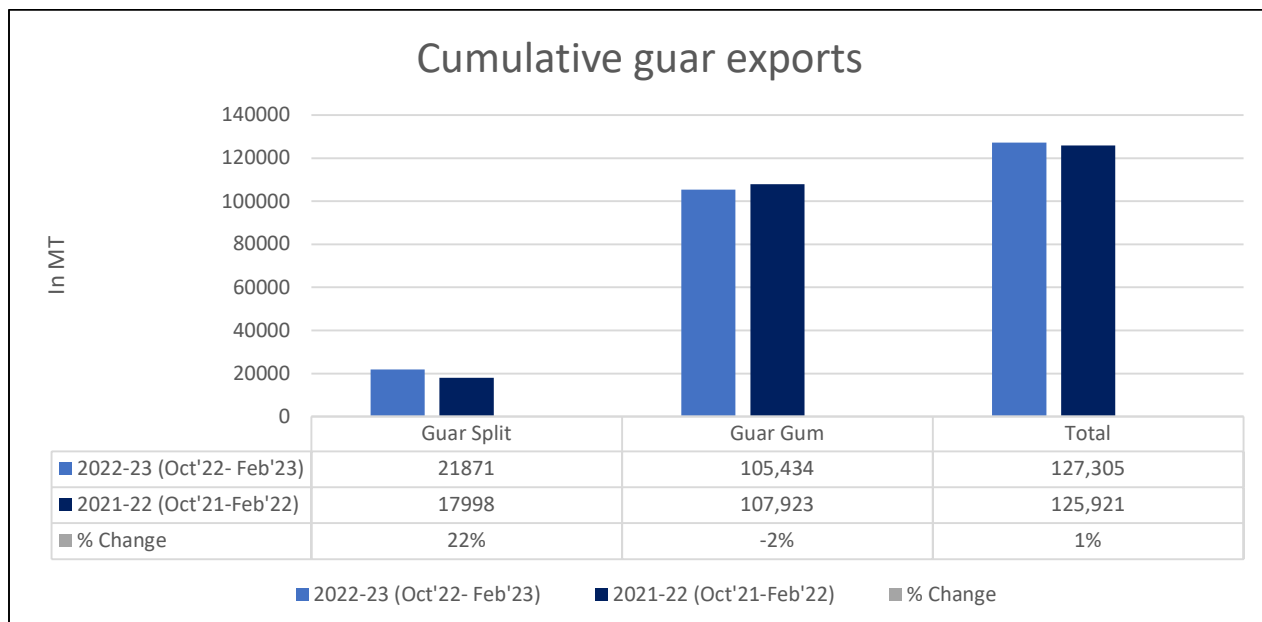
Guar Gum Exports

India's guar gum exports decreased in the month of February 2023 by 13% to 18,488 tonnes compared to 21,326 tonnes during previous month at an average FoB of US \$1,558 per tonne in the month of Feb '2023 as compared to US \$1,482 per tonne previous month. Further, the gum shipments were marginally down by 0.1% in Feb '2023 as compared to the corresponding year. Out of the total exported quantity, around 5,448 tonnes bought by USA, Russia 3,726 tonnes, Germany 2,552 tonnes, Canada 936 tonnes, China 740 tonnes and Australia 770 tonnes.

COUNTRIES	Guar Gum Exported in Feb '23 (MT)	Guar gum export (% Share)
USA	5448	29.47%
RUSSIA	3726	20.16%
GERMANY	2552	13.80%
CANADA	936	5.06%
CHINA	740	4.00%
AUSTRALIA	479	2.59%
BRAZIL	380	2.05%
DENMARK	357	1.93%
UK	346	1.87%
INDONESIA	322	1.74%
SAUDI ARABIA	287	1.56%
THAILAND	251	1.36%
SOUTH AFRICA	235	1.27%
POLAND	224	1.21%
ITALY	201	1.09%
OTHERS	2003	10.83%
TOTAL	18488	100%

Total Cumulative Guar Exports: In the Oct '22-Feb '23 Guar exports went up by 1% to 1.27 Lakh tonnes as compared to 1.25 Lakh tonnes previous year same period. Guar Gum went down by 2% while guar split went up by 22%.

Attributes	2022-23 (Oct'22- Feb'23)	2021-22 (Oct'21-Feb'22)	% Change
Guar Split	21871	17998	22%
Guar Gum	105,434	107,923	-2%
Total	127,305	125,921	1%


NCDEX Futures Market

NCDEX-FUTURES MARKET – Guar Seed									
Contract	% chg	Open	High	Low	Close	Volume	Change	OI	Change
Apr-23	+0.49	5,693	5,780	5,624	5,703	41,940	21260	64990	-5025
May-23	+0.70	5,701	5,837	5,684	5,762	9,320	5150	13285	6045

NCDEX-FUTURES MARKET- Guar Gum									
Contract	% chg	Open	High	Low	Close	Volume	Change	OI	Change
Apr-23	+0.21	11922	12178	11730	11925	14635	4075	38905	-1270
May-23	+0.29	12001	12298	11865	12058	3855	205	11410	2015

Guar seed Stock Position:			
Stocks	Demat	In-Process	Total
	22-Mar-23	22-Mar-23	22-Mar-23
Bikaner	27949	0	27949
Deesa	-	-	0
Sri Ganganagar	927	0	927
Jodhpur	1445	0	1445
Nokha	-	-	-

Guar Gum Stock Position:			
Stocks	Demat	In-Process	Total
	22-Mar-23	22-Mar-23	22-Mar-23
Deesa	75	0	75
Bikaner	3115	20	3135
Jodhpur	15537	80	15617
Nokha	1098	0	1098
Sri Ganganagar	20	0	20

Churi and Korma Prices:		23-Mar-23
Commodity	Centre	Rs. /75 kg.
Churi	Jodhpur	2150
Korma	Jodhpur	2925

Guar seed EDD:					
	10-Apr-23	10-May-23	10-Jun-23	10-Jul-23	10-Aug-23
Bikaner	190	60	60	248	5688
Deesa	-	-	-	-	-



Sri Ganganagar	-	-	-	70	161
Jodhpur	-	-	-	30	582
Nokha	-	-	-	-	-

Guar Gum EDD:					
	10-Apr-23	10-May-23	10-Jun-23	10-Jul-23	10-Aug-23
Deesa	-	-	-	-	-
Bikaner	70	60	190	624	378
Jodhpur	104	189	1283	875	2845
Nokha	-	50	90	60	380
Sri Ganganagar	-	-	-	20	-

Guar Seed Prices at Key Spot Markets:					
Commodity	District	Centre	Prices (Rs/Qtl)		Change
Guar Seed			23-Mar-23	22-Mar-23	
Rajasthan	Jodhpur	Jodhpur (Loose)	5430	5400	30
		Jodhpur (Delivery)	5702	5670	32
	Sri-Ganganagar	Sri-Ganganagar (Loose)	5455	5350	105
		Sri-Ganganagar (Delivery)	5605	5500	105
		Rawla (Loose)	5275	5500	-225
		Gharsana (Loose)	5275	5500	-225
		Raisinghnagar (Loose)	5400	5300	100
	Bikaner	Bikaner (Loose)	5475	5450	25
		Bikaner (Delivery)	5749	5723	26
		Nokha (Loose)	5550	5450	100
		Nokha (Delivery)	5828	5723	105
		Khajuwala (Loose)	5550	5500	50
		Khajuwala (Delivery)	5828	5775	53
		Lunkaransar (Loose)	5775	5618	158
	Hanumangarh	Hanumangarh (Loose)	5500	5400	100
		Hanumangarh (Delivery)	5775	5670	105
		Nohar (Loose)	NA	NA	-



		Pilibanga (Loose)	5250	5250	Unch
	Nagaur	Nagaur (Loose)	5300	5300	Unch
	Churu	Churu (Delivery)	5500	5500	Unch
	Alwar	Alwar (Loose)	5200	5200	Unch
Haryana	Hisar	Adampur (Loose)	5450	5210	240
		Adampur (Delivery)	5723	5471	252
	Bhiwani	Bhiwani (Delivery)	5550	5500	50
		Siwani (Loose)	5550	5500	50
	Sirsa	Sirsa (Loose)	5420	5300	120
		Dhabwali (Loose)	5350	5200	150
		Dhabwali (Delivery)	5618	5460	158
		Ellanabad (Loose)	5350	5300	50
	Fatehabad	Fatehabad (Loose)	5400	5300	100
Gujarat	Banaskantha	Deesa (Loose)	5300	5300	Unch
	Patan	Patan (Loose)	5000	NA	-
	Rajkot	Rajkot (Loose)	NA	NA	-
	Jamnagar	Dhrol (Loose)	NA	NA	-
Madhya Pradesh	Gwalior	Dabra (Loose)	NA	NA	-
Guar Gum					
Rajasthan	Jodhpur	Jodhpur	12100	11800	300
	Alwar	Alwar	12000	12000	Unch
	Hanumangarh	Nohar	NA	NA	-
Haryana	Bhiwani	Bhiwani	11800	11900	-100
	Sirsa	Sirsa	12000	11800	200
		Dhabwali	11700	11500	200
		Ellanabad	12000	11800	200
	Fatehabad	Fatehabad	12000	12000	Unch

Guar Seed Arrivals in Key Centers					
Commodity	District	Centre	Arrivals (Quintals)		Change
Guar Seed			23-Mar-23	22-Mar-23	
Rajasthan	Jodhpur	Jodhpur	NA	NA	-
	Sri-Ganganagar	Sri-Ganganagar	150	200	-50
		Rawla	NA	NA	-
		Gharsana	NA	NA	-
		Raisinghnagar	150	150	Unch
	Bikaner	Bikaner	700	500	200
		Nokha	300	200	100
		Khajuwala	200	150	50

		Lunkaransar	1000	800	200
	Hanumangarh	Hanumangarh	70	100	-30
		Nohar	NA	NA	-
		Pilibanga	40	40	Unch
	Nagaur	Nagaur	NA	200	-
	Churu	Churu	NA	100	-
	Alwar	Alwar	NA	NA	-
Haryana	Hisar	Adampur	1000	1200	-200
	Bhiwani	Bhiwani	200	200	Unch
		Siwani	850	800	50
	Sirsa	Sirsa	600	600	Unch
		Dhabwali	50	75	-25
		Ellanabad	50	325	-275
	Fatehabad	Fatehabad	NA	NA	-
Gujarat	Banaskantha	Deesa	NA	NA	-
	Patan	Patan	1	NA	-
	Rajkot	Rajkot	NA	NA	-
	Jamnagar	Dhrol	NA	NA	-
Madhya Pradesh	Gwalior	Dabra	NA	NA	-
Total Arrivals/Above Markets			5361	5640	-279

Disclaimer

The information and opinions contained in the document have been compiled from sources believed to be reliable. The company does not warrant its accuracy, completeness and correctness. Use of data and information contained in this report is at your own risk. This document is not, and should not be construed as, an offer to sell or solicitation to buy any commodities. This document may not be reproduced, distributed or published, in whole or in part, by any recipient hereof for any purpose without prior permission from the Company. IASL and its affiliates and/or their officers, directors and employees may have positions in any commodities mentioned in this document (or in any related investment) and may from time to time add to or dispose of any such commodities (or investment). Please see the detailed disclaimer at <http://www.agriwatch.com/Disclaimer.asp> © 2023 Indian Agribusiness Systems Limited.