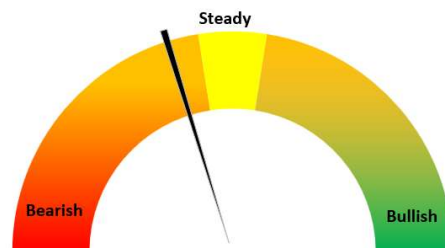


#### Today's Update

Today, the Guar seed Jodhpur delivery prices remained steady at INR 5,702 as compared to previous day. While in other cash markets, guar seed traded with bearish sentiments.

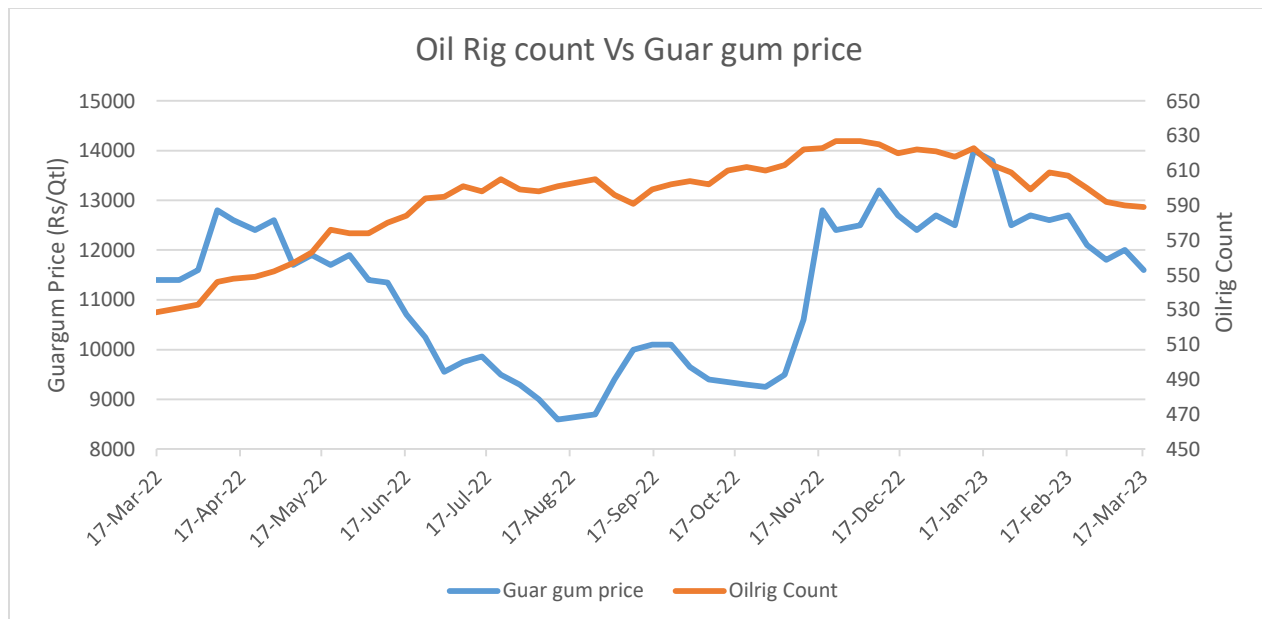
In Rajasthan, the arrivals went down to 2,490 qtl. Vs 2,610 qtl. previous day. In Haryana too, the arrivals went down to 2,550 qtl. Vs 2,750 qtl. previous day.

Jodhpur Guar seed delivery prices are expected to trade in the range of Rs. 5,500-5,800/Qtl. in near term amid the steady sentiments in the market.



#### Oilrig Count

As on 17<sup>th</sup> Mar '2023, as per data released by Baker Hughes, the number of oilrigs in USA decreased by 1 to 589 as compared to the previous week at 590. While the guar gum prices also went down by 3% during the previous week.



#### WTI Crude Oil

WTI Crude oil 24th Mar '23	% Change
24th Mar '23	-3.49%
1 Week	0.22%
Month till date	-12.98%

#### Guar Split Exports

India's guar split exports increased in the month of Feb '2023 by 19% to 4,420 tonnes compared to 3,711 tonnes previous month at an average FoB

of US \$1,843 per tonne in the month of Feb '23 compared to US \$1,936 per tonne previous month. However, the guar split shipments went down by 19% in Feb '23 compared to the same period last year. Of the total exported quantity, 4,100 tonnes bought by China, US 260 tonnes and Switzerland 60 tonnes.

COUNTRIES	Guar Split Exported in Feb '23 (MT)	% Share
CHINA	4100	92.76%
SWITZERLAND	60	1.36%
USA	260	5.88%
<b>TOTAL</b>	<b>4420</b>	<b>100%</b>

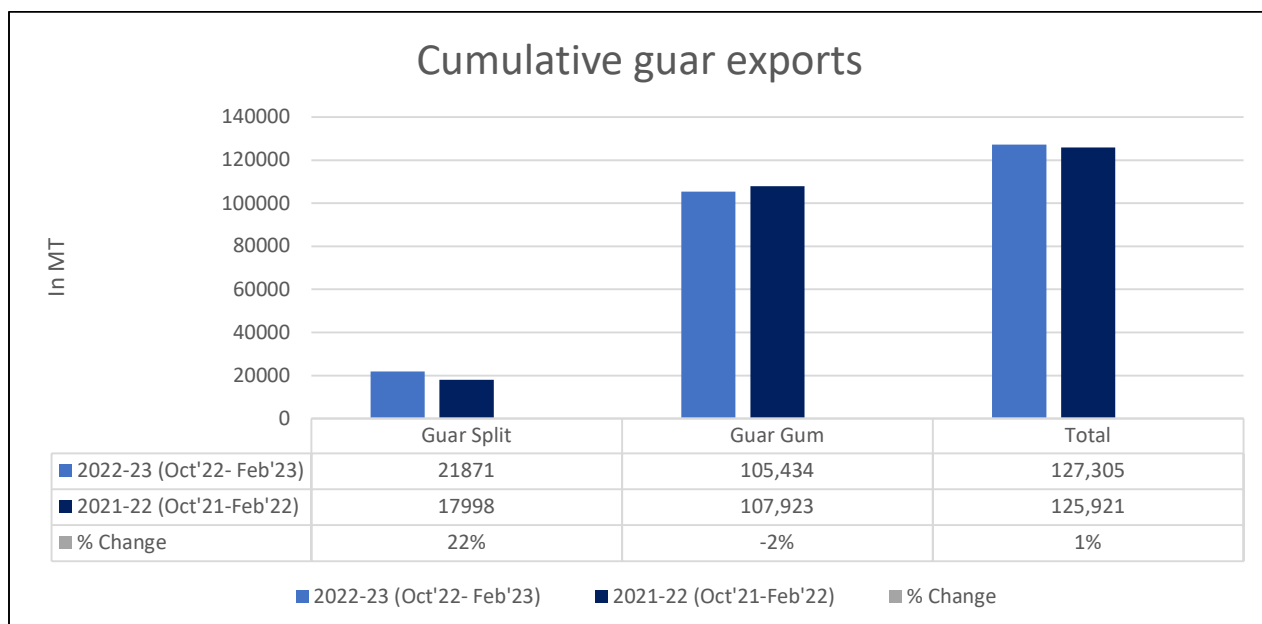
#### Guar Gum Exports

India's guar gum exports decreased in the month of February 2023 by 13% to 18,488 tonnes compared to 21,326 tonnes during previous month at an average FoB of US \$1,558 per tonne in the month of Feb '2023 as compared to US \$1,482 per tonne previous month. Further, the gum shipments were marginally down by 0.1% in Feb '2023 as compared to the corresponding year. Out of the total exported quantity, around 5,448 tonnes bought by USA, Russia 3,726 tonnes, Germany 2,552 tonnes, Canada 936 tonnes, China 740 tonnes and Australia 770 tonnes.

COUNTRIES	Guar Gum Exported in Feb '23( MT)	Guar gum export (% Share)
USA	5448	29.47%
RUSSIA	3726	20.16%
GERMANY	2552	13.80%
CANADA	936	5.06%
CHINA	740	4.00%
AUSTRALIA	479	2.59%
BRAZIL	380	2.05%
DENMARK	357	1.93%
UK	346	1.87%
INDONESIA	322	1.74%
SAUDI ARABIA	287	1.56%
THAILAND	251	1.36%
SOUTH AFRICA	235	1.27%
POLAND	224	1.21%
ITALY	201	1.09%
OTHERS	2003	10.83%
<b>TOTAL</b>	<b>18488</b>	<b>100%</b>

**Total Cumulative Guar Exports:** In the Oct '22-Feb '23 Guar exports went up by 1% to 1.27 Lakh tonnes as compared to 1.25 Lakh tonnes previous year same period. Guar Gum went down by 2% while guar split went up by 22%.

Attributes	2022-23 (Oct'22- Feb'23)	2021-22 (Oct'21-Feb'22)	% Change
Guar Split	21871	17998	22%
Guar Gum	105,434	107,923	-2%
<b>Total</b>	<b>127,305</b>	<b>125,921</b>	<b>1%</b>



### NCDEX Futures Market

NCDEX-FUTURES MARKET – Guar Seed									
Contract	% chg	Open	High	Low	Close	Volume	Change	OI	Change
Apr-23	-1.16	5,705	5,736	5,607	5,640	24,780	-17160	61985	-3005
May-23	-1.21	5,765	5,794	5,670	5,695	6,420	-2900	15680	2395

NCDEX-FUTURES MARKET- Guar Gum									
Contract	% chg	Open	High	Low	Close	Volume	Change	OI	Change
Apr-23	-1.76	12014	12024	11660	11735	8925	-5710	36980	-1925
May-23	-1.58	12070	12140	11783	11870	3250	-605	13070	1660

Guar seed Stock Position:			
Stocks	Demat	In-Process	Total
	23-Mar-23	23-Mar-23	23-Mar-23
Bikaner	27949	0	27949
Deesa	-	-	0
Sri Ganganagar	927	0	927
Jodhpur	1445	0	1445
Nokha	-	-	-

Guar Gum Stock Position:			
Stocks	Demat	In-Process	Total
	23-Mar-23	23-Mar-23	23-Mar-23
Deesa	75	0	75
Bikaner	3115	20	3135
Jodhpur	15617	80	15697
Nokha	1098	20	1118
Sri Ganganagar	20	0	20

Churi and Korma Prices:		24-Mar-23
Commodity	Centre	Rs. /75 kg.
Churi	Jodhpur	2200
Korma	Jodhpur	3000

Guar seed EDD:					
	10-Apr-23	10-May-23	10-Jun-23	10-Jul-23	10-Aug-23
Bikaner	190	60	60	248	5688
Deesa	-	-	-	-	-

<b>Sri Ganganagar</b>	-	-	-	70	161
<b>Jodhpur</b>	-	-	-	30	582
<b>Nokha</b>	-	-	-	-	-

Guar Gum EDD:					
	10-Apr-23	10-May-23	10-Jun-23	10-Jul-23	10-Aug-23
<b>Deesa</b>	-	-	-	-	-
<b>Bikaner</b>	70	60	190	624	378
<b>Jodhpur</b>	104	189	1283	875	2845
<b>Nokha</b>	-	50	90	60	380
<b>Sri Ganganagar</b>	-	-	-	20	-

Guar Seed Prices at Key Spot Markets:					
Commodity	District	Centre	Prices (Rs/Qtl)		Change
Guar Seed			24-Mar-23	23-Mar-23	
Rajasthan	Jodhpur	Jodhpur (Loose)	5430	5430	Unch
		Jodhpur (Delivery)	5702	5702	Unch
	Sri-Ganganagar	Sri-Ganganagar (Loose)	5350	5455	-105
		Sri-Ganganagar (Delivery)	5500	5605	-105
		Rawla (Loose)	5275	5605	-330
		Gharsana (Loose)	5275	5605	-330
		Raisinghnagar (Loose)	5300	5400	-100
	Bikaner	Bikaner (Loose)	5450	5475	-25
		Bikaner (Delivery)	5723	5749	-26
		Nokha (Loose)	5350	5550	-200
		Nokha (Delivery)	5618	5828	-210
		Khajuwala (Loose)	5450	5550	-100
		Khajuwala (Delivery)	5723	5828	-105
		Lunkaransar (Loose)	5670	5775	-105
	Hanumangarh	Hanumangarh (Loose)	5400	5500	-100
		Hanumangarh (Delivery)	5670	5775	-105
		Nohar (Loose)	NA	NA	-



		Pilibanga (Loose)	5325	5250	75
	Nagaur	Nagaur (Loose)	5490	5300	190
	Churu	Churu (Delivery)	NR	5500	-
	Alwar	Alwar (Loose)	NR	5200	-
Haryana	Hisar	Adampur (Loose)	5350	5450	-100
		Adampur (Delivery)	5618	5723	-105
	Bhiwani	Bhiwani (Delivery)	5525	5550	-25
		Siwani (Loose)	5450	5550	-100
	Sirsa	Sirsa (Loose)	5300	5420	-120
		Dhabwali (Loose)	5375	5350	25
		Dhabwali (Delivery)	5644	5618	26
		Ellanabad (Loose)	5440	5350	90
	Fatehabad	Fatehabad (Loose)	5400	5400	Unch
Gujarat	Banaskantha	Deesa (Loose)	5300	5300	Unch
	Patan	Patan (Loose)	NA	5000	-
	Rajkot	Rajkot (Loose)	NA	NA	-
	Jamnagar	Dhrol (Loose)	NA	NA	-
Madhya Pradesh	Gwalior	Dabra (Loose)	NA	NA	-
Guar Gum					
Rajasthan	Jodhpur	Jodhpur	12100	12100	Unch
	Alwar	Alwar	NR	12000	-
	Hanumangarh	Nohar	NA	NA	-
Haryana	Bhiwani	Bhiwani	11850	11800	50
	Sirsa	Sirsa	11900	12000	-100
		Dhabwali	11800	11700	100
		Ellanabad	11900	12000	-100
	Fatehabad	Fatehabad	12000	12000	Unch

Guar Seed Arrivals in Key Centers					
Commodity	District	Centre	Arrivals (Quintals)		Change
Guar Seed			24-Mar-23	23-Mar-23	
Rajasthan	Jodhpur	Jodhpur	NA	NA	-
	Sri-Ganganagar	Sri-Ganganagar	200	150	50
		Rawla	NA	NA	-
		Gharsana	NA	NA	-
		Raisinghnagar	100	150	-50
	Bikaner	Bikaner	500	700	-200
		Nokha	350	300	50
		Khajuwala	150	200	-50

		Lunkaransar	700	1000	<b>-300</b>
	<b>Hanumangarh</b>	Hanumangarh	50	70	<b>-20</b>
		Nohar	NA	NA	-
		Pilibanga	40	40	<b>Unch</b>
	<b>Nagaur</b>	Nagaur	400	NA	-
	<b>Churu</b>	Churu	NR	NA	-
	<b>Alwar</b>	Alwar	NR	NA	-
<b>Haryana</b>	<b>Hisar</b>	Adampur	800	1000	<b>-200</b>
	<b>Bhiwani</b>	Bhiwani	200	200	<b>Unch</b>
		Siwani	700	850	<b>-150</b>
	<b>Sirsa</b>	Sirsa	400	600	<b>-200</b>
		Dhabwali	50	50	<b>Unch</b>
		Ellanabad	400	50	<b>350</b>
	<b>Fatehabad</b>	Fatehabad	NA	NA	-
<b>Gujarat</b>	<b>Banaskantha</b>	Deesa	NA	NA	-
	<b>Patan</b>	Patan	NA	1	-
	<b>Rajkot</b>	Rajkot	NA	NA	-
	<b>Jamnagar</b>	Dhrol	NA	NA	-
<b>Madhya Pradesh</b>	<b>Gwalior</b>	Dabra	NA	NA	-
<b>Total Arrivals/Above Markets</b>			<b>5040</b>	<b>5361</b>	<b>-321</b>

#### Disclaimer

The information and opinions contained in the document have been compiled from sources believed to be reliable. The company does not warrant its accuracy, completeness and correctness. Use of data and information contained in this report is at your own risk. This document is not, and should not be construed as, an offer to sell or solicitation to buy any commodities. This document may not be reproduced, distributed or published, in whole or in part, by any recipient hereof for any purpose without prior permission from the Company. IASL and its affiliates and/or their officers, directors and employees may have positions in any commodities mentioned in this document (or in any related investment) and may from time to time add to or dispose of any such commodities (or investment). Please see the detailed disclaimer at <http://www.agriwatch.com/Disclaimer.asp> © 2023 Indian Agribusiness Systems Limited.