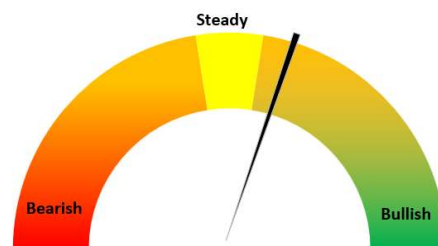


### Today's Update

Today, the Guar seed Jodhpur delivery prices remained steady at INR 5,702 as compared to previous day. While in other cash markets too, guar seed traded sideways.

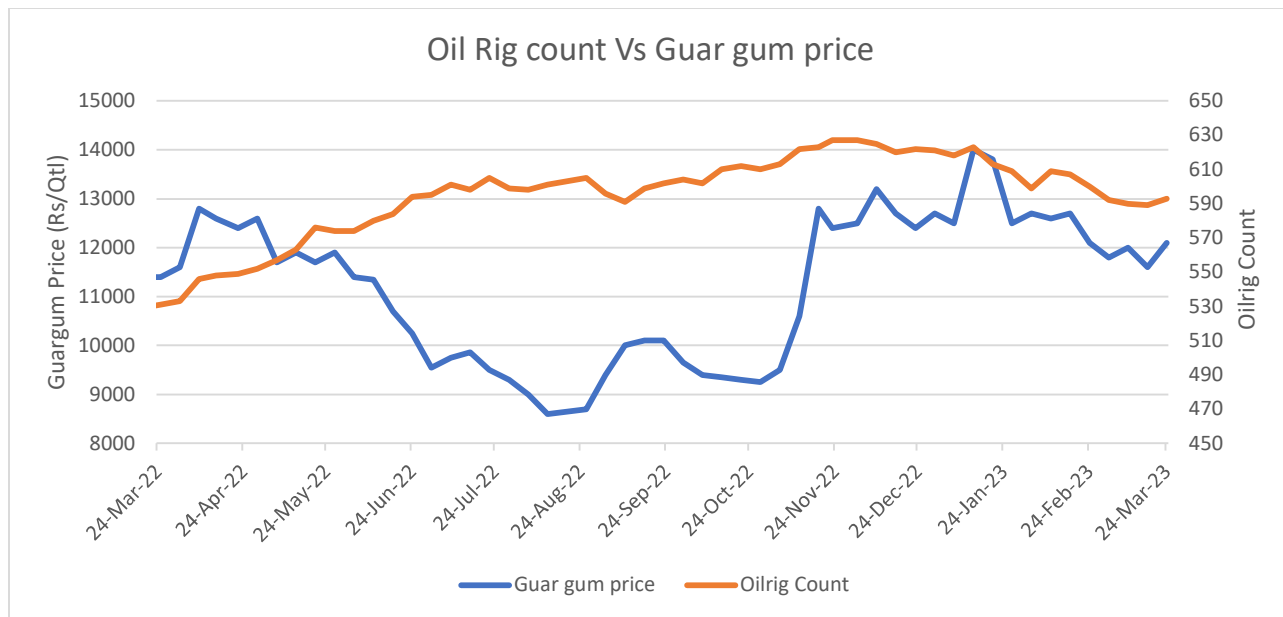
In Rajasthan, the arrivals went up to 2,190 qtl. Vs 1,720 qtl. previous day. In Haryana too, the arrivals went up to 2,300 qtl. Vs 1,850 qtl. previous day.



Jodhpur Guar seed delivery prices are expected to trade in the range of Rs. 5,500-5,800/Qtl. in near term amid the steady sentiments in the market.

### Oilrig Count

As on 24<sup>th</sup> Mar '2023, as per data released by Baker Hughes, the number of oilrigs in USA increased by 4 to 593 as compared to the previous week at 589. The guar gum prices also went up by 4.3% during the previous week.



### WTI Crude Oil

WTI Crude oil 27th Mar '23	% Change
27th Mar '23	0.60%
1 Week	1.46%
Month till date	-8.88%



### Guar Split Exports

India's guar split exports increased in the month of Feb '2023 by 19% to 4,420 tonnes compared to 3,711 tonnes previous month at an average FoB of US \$1,843 per

tonne in the month of Feb '23 compared to US \$1,936 per tonne previous month. However, the guar split shipments went down by 19% in Feb '23 compared to the same period last year. Of the total exported quantity, 4,100 tonnes bought by China, US 260 tonnes and Switzerland 60 tonnes.

COUNTRIES	Guar Split Exported in Feb '23 (MT)	% Share
CHINA	4100	92.76%
SWITZERLAND	60	1.36%
USA	260	5.88%
<b>TOTAL</b>	<b>4420</b>	<b>100%</b>

### Guar Gum Exports

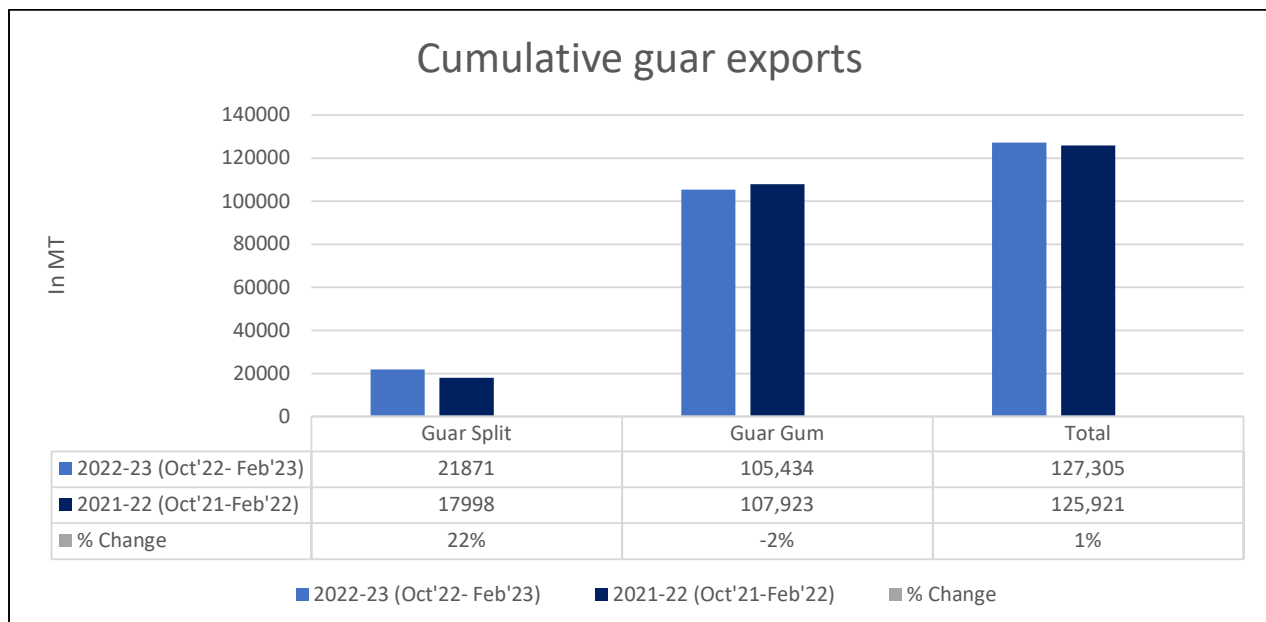
India's guar gum exports decreased in the month of February 2023 by 13% to 18,488 tonnes compared to 21,326 tonnes during previous month at an average FoB of US \$1,558 per tonne in the month of Feb '2023 as compared to US \$1,482 per tonne previous month. Further, the gum shipments were marginally down by 0.1% in Feb '2023 as compared to the corresponding year. Out of the total exported quantity, around 5,448 tonnes bought by USA, Russia 3,726 tonnes, Germany 2,552 tonnes, Canada 936 tonnes, China 740 tonnes and Australia 770 tonnes.

COUNTRIES	Guar Gum Exported in Feb '23 (MT)	Guar gum export (% Share)
USA	5448	29.47%
RUSSIA	3726	20.16%
GERMANY	2552	13.80%
CANADA	936	5.06%
CHINA	740	4.00%
AUSTRALIA	479	2.59%
BRAZIL	380	2.05%
DENMARK	357	1.93%
UK	346	1.87%
INDONESIA	322	1.74%
SAUDI ARABIA	287	1.56%
THAILAND	251	1.36%
SOUTH AFRICA	235	1.27%
POLAND	224	1.21%
ITALY	201	1.09%
OTHERS	2003	10.83%
<b>TOTAL</b>	<b>18488</b>	<b>100%</b>

**Total Cumulative Guar Exports:** In the Oct '22-Feb '23 Guar exports went up by 1% to 1.27 Lakh tonnes as compared to 1.25 Lakh tonnes previous year same period. Guar Gum went down by 2% while guar split went up by 22%.

Attributes	2022-23 (Oct'22- Feb'23)	2021-22 (Oct'21-Feb'22)	% Change
Guar Split	21871	17998	22%
Guar Gum	105,434	107,923	-2%
<b>Total</b>	<b>127,305</b>	<b>125,921</b>	<b>1%</b>




**NCDEX Futures Market**
**NCDEX-FUTURES MARKET – Guar Seed**

Contract	% chg	Open	High	Low	Close	Volume	Change	OI	Change
Apr-23	+0.25	5,639	5,659	5,608	5,643	16,855	-7925	58120	-3865
May-23	+0.18	5,708	5,719	5,670	5,704	5,355	-1065	19380	3700

**NCDEX-FUTURES MARKET- Guar Gum**

Contract	% chg	Open	High	Low	Close	Volume	Change	OI	Change
Apr-23	+0.22	11781	11808	11680	11736	6860	-2065	34190	-2790
May-23	+0.40	11890	11920	11821	11860	4295	1045	15435	2365





Guar seed Stock Position:			
Stocks	Demat	In-Process	Total
	25-Mar-23	25-Mar-23	25-Mar-23
Bikaner	27849	0	27849
Deesa	-	-	0
Sri Ganganagar	927	0	927
Jodhpur	1445	0	1445
Nokha	-	-	-

Guar Gum Stock Position:			
Stocks	Demat	In-Process	Total
	25-Mar-23	25-Mar-23	25-Mar-23
Deesa	75	0	75
Bikaner	3115	20	3135
Jodhpur	15696	219	15915
Nokha	1098	20	1118
Sri Ganganagar	20	0	20

Churi and Korma Prices:		27-Mar-23
Commodity	Centre	Rs. /75 kg.
Churi	Jodhpur	2200
Korma	Jodhpur	3000

Guar seed EDD:					
	10-Apr-23	10-May-23	10-Jun-23	10-Jul-23	10-Aug-23
Bikaner	190	60	60	248	5688
Deesa	-	-	-	-	-





Sri Ganganagar	-	-	-	70	161
Jodhpur	-	-	-	30	582
Nokha	-	-	-	-	-

Guar Gum EDD:					
	10-Apr-23	10-May-23	10-Jun-23	10-Jul-23	10-Aug-23
Deesa	-	-	-	-	-
Bikaner	70	60	190	624	378
Jodhpur	104	189	1283	875	2845
Nokha	-	50	90	60	380
Sri Ganganagar	-	-	-	20	-

Guar Seed Prices at Key Spot Markets:					
Commodity	District	Centre	Prices (Rs/Qtl)		Change
Guar Seed			27-Mar-23	25-Mar-23	
Rajasthan	Jodhpur	Jodhpur (Loose)	5430	5430	Unch
		Jodhpur (Delivery)	5702	5702	Unch
	Sri-Ganganagar	Sri-Ganganagar (Loose)	5350	5350	Unch
		Sri-Ganganagar (Delivery)	5500	5500	Unch
		Rawla (Loose)	5350	5500	-150
		Gharsana (Loose)	5350	5500	-150
		Raisinghnagar (Loose)	5300	5280	20
	Bikaner	Bikaner (Loose)	5400	5400	Unch
		Bikaner (Delivery)	5670	5670	Unch
		Nokha (Loose)	5350	5350	Unch
		Nokha (Delivery)	5618	5618	Unch
		Khajuwala (Loose)	5500	5500	Unch
		Khajuwala (Delivery)	5775	5775	Unch
		Lunkaransar (Loose)	5565	5670	-105
	Hanumangarh	Hanumangarh (Loose)	5350	5400	-50
		Hanumangarh (Delivery)	5618	5670	-53
		Nohar (Loose)	NA	NA	-





		Pilibanga (Loose)	5350	5325	25
	Nagaur	Nagaur (Loose)	Closed	5450	-
	Churu	Churu (Delivery)	NR	NR	-
	Alwar	Alwar (Loose)	NR	NR	-
Haryana	Hisar	Adampur (Loose)	5330	5350	-20
		Adampur (Delivery)	5597	5618	-21
	Bhiwani	Bhiwani (Delivery)	5525	5500	25
		Siwani (Loose)	5500	5550	-50
	Sirsa	Sirsa (Loose)	5350	5275	75
		Dhabwali (Loose)	5400	5400	Unch
		Dhabwali (Delivery)	5670	5670	Unch
		Ellanabad (Loose)	5400	5400	Unch
	Fatehabad	Fatehabad (Loose)	5300	5350	-50
Gujarat	Banaskantha	Deesa (Loose)	NA	5300	-
	Patan	Patan (Loose)	NA	NA	-
	Rajkot	Rajkot (Loose)	NA	NA	-
	Jamnagar	Dhrol (Loose)	NA	NA	-
Madhya Pradesh	Gwalior	Dabra (Loose)	NA	NA	-
Guar Gum					
Rajasthan	Jodhpur	Jodhpur	11900	12100	-200
	Alwar	Alwar	NR	NR	-
	Hanumangarh	Nohar	NA	NA	-
Haryana	Bhiwani	Bhiwani	11750	11700	50
	Sirsa	Sirsa	11800	11600	200
		Dhabwali	11900	11900	Unch
		Ellanabad	11500	11500	Unch
	Fatehabad	Fatehabad	11700	12000	-300

Guar Seed Arrivals in Key Centers					
Commodity	District	Centre	Arrivals (Quintals)		Change
Guar Seed			27-Mar-23	25-Mar-23	
Rajasthan	Jodhpur	Jodhpur	NA	NA	-
	Sri-Ganganagar	Sri-Ganganagar	200	200	Unch
		Rawla	NA	NA	-
		Gharsana	NA	NA	-
		Raisinghnagar	100	50	50
	Bikaner	Bikaner	500	500	Unch
		Nokha	300	300	Unch
		Khajuwala	150	100	50



		Lunkaransar	750	500	250
	Hanumangarh	Hanumangarh	150	70	80
		Nohar	NA	NA	-
		Pilibanga	40	40	Unch
	Nagaur	Nagaur	Closed	NA	-
	Churu	Churu	NR	NR	-
	Alwar	Alwar	NR	NR	-
Haryana	Hisar	Adampur	700	800	-100
	Bhiwani	Bhiwani	200	200	Unch
		Siwani	300	250	50
	Sirsa	Sirsa	1000	500	500
		Dhabwali	50	50	Unch
		Ellanabad	50	50	Unch
	Fatehabad	Fatehabad	NA	NA	-
Gujarat	Banaskantha	Deesa	NA	NA	-
	Patan	Patan	NA	NA	-
	Rajkot	Rajkot	NA	NA	-
	Jamnagar	Dhrol	NA	NA	-
Madhya Pradesh	Gwalior	Dabra	NA	NA	-
Total Arrivals/Above Markets			4490	3610	880

#### Disclaimer

The information and opinions contained in the document have been compiled from sources believed to be reliable. The company does not warrant its accuracy, completeness and correctness. Use of data and information contained in this report is at your own risk. This document is not, and should not be construed as, an offer to sell or solicitation to buy any commodities. This document may not be reproduced, distributed or published, in whole or in part, by any recipient hereof for any purpose without prior permission from the Company. IASL and its affiliates and/or their officers, directors and employees may have positions in any commodities mentioned in this document (or in any related investment) and may from time to time add to or dispose of any such commodities (or investment). Please see the detailed disclaimer at <http://www.agriwatch.com/Disclaimer.asp> © 2023 Indian Agribusiness Systems Limited.