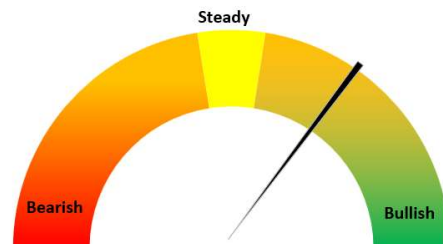


Today's Update

Today, the Guar seed Jodhpur delivery prices went marginally up by 0.8% at INR 5,749 as compared to INR 5,702 previous day. While in other cash markets, guar seed traded with mixed sentiments.

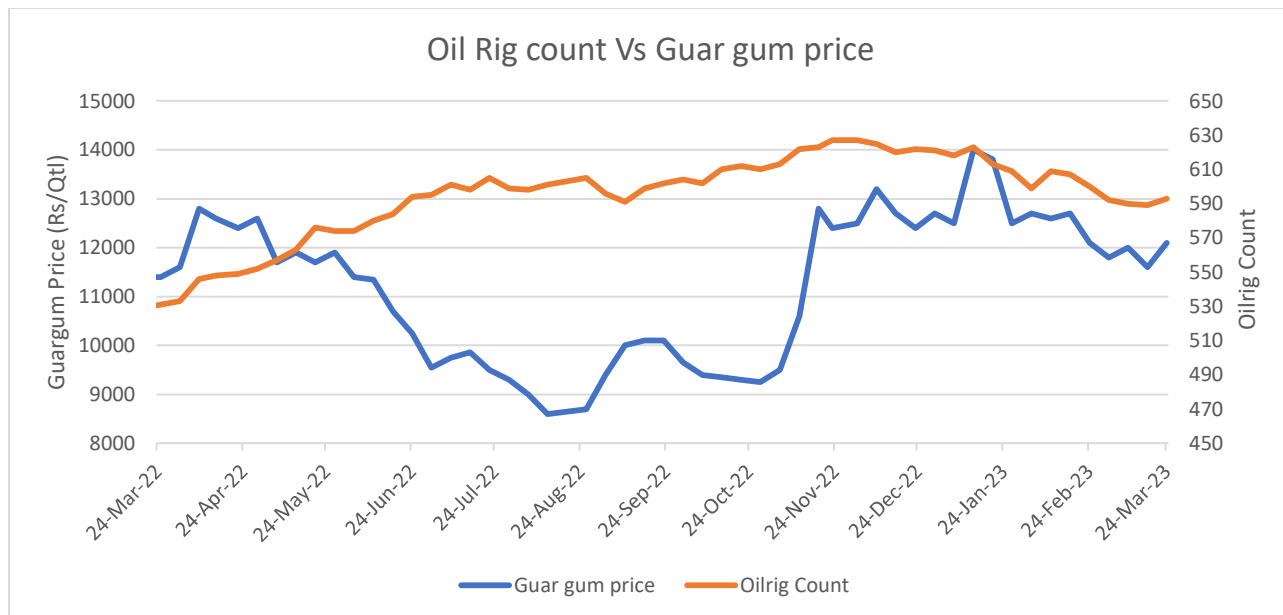
In Rajasthan, the arrivals went down to 1,840 qtl. Vs 2,190 qtl. previous day. In Haryana too, the arrivals went down to 2,050 qtl. Vs 2,300 qtl. previous day.

Jodhpur Guar seed delivery prices are expected to trade in the range of Rs. 5,500-5,800/Qtl. in near term amid the steady sentiments in the market.



Oilrig Count

As on 24th Mar '2023, as per data released by Baker Hughes, the number of oilrigs in USA increased by 4 to 593 as compared to the previous week at 589. The guar gum prices also went up by 4.3% during the previous week.



WTI Crude Oil

WTI Crude oil 28th Mar '23	% Change
28th Mar '23	0.10%
1 Week	5.11%
Month till date	-5.32%

Guar Split Exports

India's guar split exports increased in the month of Feb '2023 by 19% to 4,420 tonnes compared to 3,711 tonnes previous month at an average FoB of US \$1,843 per

tonne in the month of Feb '23 compared to US \$1,936 per tonne previous month. However, the guar split shipments went down by 19% in Feb '23 compared to the same period last year. Of the total exported quantity, 4,100 tonnes bought by China, US 260 tonnes and Switzerland 60 tonnes.

COUNTRIES	Guar Split Exported in Feb '23 (MT)	% Share
CHINA	4100	92.76%
SWITZERLAND	60	1.36%
USA	260	5.88%
TOTAL	4420	100%

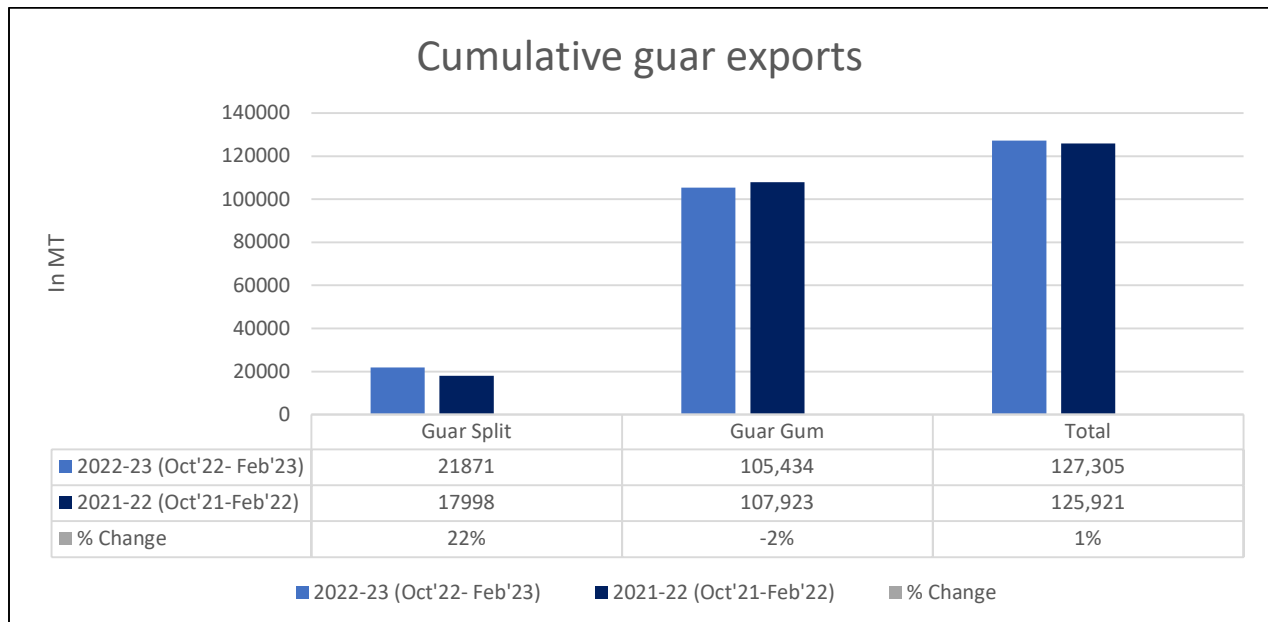
Guar Gum Exports

India's guar gum exports decreased in the month of February 2023 by 13% to 18,488 tonnes compared to 21,326 tonnes during previous month at an average FoB of US \$1,558 per tonne in the month of Feb '2023 as compared to US \$1,482 per tonne previous month. Further, the gum shipments were marginally down by 0.1% in Feb '2023 as compared to the corresponding year. Out of the total exported quantity, around 5,448 tonnes bought by USA, Russia 3,726 tonnes, Germany 2,552 tonnes, Canada 936 tonnes, China 740 tonnes and Australia 770 tonnes.

COUNTRIES	Guar Gum Exported in Feb '23 (MT)	Guar gum export (% Share)
USA	5448	29.47%
RUSSIA	3726	20.16%
GERMANY	2552	13.80%
CANADA	936	5.06%
CHINA	740	4.00%
AUSTRALIA	479	2.59%
BRAZIL	380	2.05%
DENMARK	357	1.93%
UK	346	1.87%
INDONESIA	322	1.74%
SAUDI ARABIA	287	1.56%
THAILAND	251	1.36%
SOUTH AFRICA	235	1.27%
POLAND	224	1.21%
ITALY	201	1.09%
OTHERS	2003	10.83%
TOTAL	18488	100%

Total Cumulative Guar Exports: In the Oct '22-Feb '23 Guar exports went up by 1% to 1.27 Lakh tonnes as compared to 1.25 Lakh tonnes previous year same period. Guar Gum went down by 2% while guar split went up by 22%.

Attributes	2022-23 (Oct'22- Feb'23)	2021-22 (Oct'21-Feb'22)	% Change
Guar Split	21871	17998	22%
Guar Gum	105,434	107,923	-2%
Total	127,305	125,921	1%


NCDEX Futures Market

NCDEX-FUTURES MARKET – Guar Seed									
Contract	% chg	Open	High	Low	Close	Volume	Change	OI	Change
Apr-23	+1.35	5,649	5,742	5,644	5,705	24,495	7640	51805	-6315
May-23	+1.21	5,709	5,800	5,706	5,760	15,765	10410	24015	4635

NCDEX-FUTURES MARKET- Guar Gum									
Contract	% chg	Open	High	Low	Close	Volume	Change	OI	Change
Apr-23	+1.41	11796	11980	11796	11900	11665	4805	29130	-5060
May-23	+1.43	11918	12100	11918	12025	8645	4350	19445	4010



Guar seed Stock Position:			
Stocks	Demat	In-Process	Total
	27-Mar-23	27-Mar-23	27-Mar-23
Bikaner	27849	0	27849
Deesa	-	-	0
Sri Ganganagar	927	0	927
Jodhpur	1445	0	1445
Nokha	-	-	-

Guar Gum Stock Position:			
Stocks	Demat	In-Process	Total
	27-Mar-23	27-Mar-23	27-Mar-23
Deesa	75	0	75
Bikaner	3165	0	3165
Jodhpur	15796	119	15915
Nokha	1098	30	1128
Sri Ganganagar	20	0	20

Churi and Korma Prices:		28-Mar-23
Commodity	Centre	Rs. /75 kg.
Churi	Jodhpur	2200
Korma	Jodhpur	3000

Guar seed EDD:					
	10-Apr-23	10-May-23	10-Jun-23	10-Jul-23	10-Aug-23
Bikaner	190	60	60	248	5688
Deesa	-	-	-	-	-

Sri Ganganagar	-	-	-	70	161
Jodhpur	-	-	-	30	582
Nokha	-	-	-	-	-

Guar Gum EDD:					
	10-Apr-23	10-May-23	10-Jun-23	10-Jul-23	10-Aug-23
Deesa	-	-	-	-	-
Bikaner	70	60	190	624	378
Jodhpur	104	189	1283	875	2845
Nokha	-	50	90	60	380
Sri Ganganagar	-	-	-	20	-

Guar Seed Prices at Key Spot Markets:					
Commodity	District	Centre	Prices (Rs/Qtl)		Change
Guar Seed			28-Mar-23	27-Mar-23	
Rajasthan	Jodhpur	Jodhpur (Loose)	5475	5430	45
		Jodhpur (Delivery)	5749	5702	47
	Sri-Ganganagar	Sri-Ganganagar (Loose)	5350	5350	Unch
		Sri-Ganganagar (Delivery)	5500	5500	Unch
		Rawla (Loose)	5350	5500	-150
		Gharsana (Loose)	5350	5500	-150
		Raisinghnagar (Loose)	5350	5300	50
	Bikaner	Bikaner (Loose)	5400	5400	Unch
		Bikaner (Delivery)	5670	5670	Unch
		Nokha (Loose)	5400	5350	50
		Nokha (Delivery)	5670	5618	53
		Khajuwala (Loose)	Closed	5500	-
		Khajuwala (Delivery)	Closed	5775	-
		Lunkaransar (Delivery)	5670	5565	105
	Hanumangarh	Hanumangarh (Loose)	5450	5350	100
		Hanumangarh (Delivery)	5723	5618	105
		Nohar (Loose)	NA	NA	-



		Pilibanga (Loose)	5350	5350	Unch
	Nagaur	Nagaur (Loose)	Closed	Closed	-
	Churu	Churu (Delivery)	NR	NR	-
	Alwar	Alwar (Loose)	NR	NR	-
Haryana	Hisar	Adampur (Loose)	5360	5330	30
		Adampur (Delivery)	5628	5597	32
	Bhiwani	Bhiwani (Delivery)	5600	5525	75
		Siwani (Loose)	5550	5500	50
	Sirsa	Sirsa (Loose)	5400	5350	50
		Dhabwali (Loose)	5350	5400	-50
		Dhabwali (Delivery)	5618	5670	-53
		Ellanabad (Loose)	5350	5400	-50
	Fatehabad	Fatehabad (Loose)	5350	5300	50
Gujarat	Banaskantha	Deesa (Loose)	Closed	Closed	-
	Patan	Patan (Loose)	Closed	Closed	-
	Rajkot	Rajkot (Loose)	Closed	Closed	-
	Jamnagar	Dhrol (Loose)	Closed	Closed	-
Madhya Pradesh	Gwalior	Dabra (Loose)	NA	NA	-
Guar Gum					
Rajasthan	Jodhpur	Jodhpur	12200	11900	300
	Alwar	Alwar	NR	NR	-
	Hanumangarh	Nohar	NA	NA	-
Haryana	Bhiwani	Bhiwani	11950	11750	200
	Sirsa	Sirsa	12000	11800	200
		Dhabwali	11700	11900	-200
		Ellanabad	12000	11500	500
	Fatehabad	Fatehabad	12000	11700	300

Guar Seed Arrivals in Key Centers					
Commodity	District	Centre	Arrivals (Quintals)		Change
Guar Seed			28-Mar-23	27-Mar-23	
Rajasthan	Jodhpur	Jodhpur	NA	NA	-
	Sri-Ganganagar	Sri-Ganganagar	200	200	Unch
		Rawla	NA	NA	-
		Gharsana	NA	NA	-
		Raisinghnagar	100	100	Unch
	Bikaner	Bikaner	500	500	Unch
		Nokha	200	300	-100
		Khajuwala	Closed	150	-

		Lunkaransar	600	750	-150
	Hanumangarh	Hanumangarh	200	150	50
		Nohar	NA	NA	-
		Pilibanga	40	40	Unch
	Nagaur	Nagaur	Closed	Closed	-
	Churu	Churu	NR	NR	-
	Alwar	Alwar	NR	NR	-
Haryana	Hisar	Adampur	800	700	100
	Bhiwani	Bhiwani	150	200	-50
		Siwani	400	300	100
	Sirsa	Sirsa	600	1000	-400
		Dhabwali	50	50	Unch
		Ellanabad	50	50	Unch
	Fatehabad	Fatehabad	NA	NA	-
Gujarat	Banaskantha	Deesa	Closed	Closed	-
	Patan	Patan	Closed	Closed	-
	Rajkot	Rajkot	Closed	Closed	-
	Jamnagar	Dhrol	Closed	Closed	-
Madhya Pradesh	Gwalior	Dabra	NA	NA	-
Total Arrivals/Above Markets			3890	4490	-600

Disclaimer

The information and opinions contained in the document have been compiled from sources believed to be reliable. The company does not warrant its accuracy, completeness and correctness. Use of data and information contained in this report is at your own risk. This document is not, and should not be construed as, an offer to sell or solicitation to buy any commodities. This document may not be reproduced, distributed or published, in whole or in part, by any recipient hereof for any purpose without prior permission from the Company. IASL and its affiliates and/or their officers, directors and employees may have positions in any commodities mentioned in this document (or in any related investment) and may from time to time add to or dispose of any such commodities (or investment). Please see the detailed disclaimer at <http://www.agriwatch.com/Disclaimer.asp> © 2023 Indian Agribusiness Systems Limited.