

Today's Update

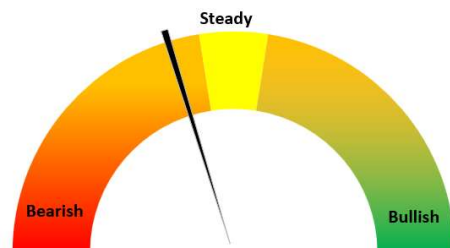
Jodhpur and some major markets of Guar are closed due to March closing.

In other markets, the guar seed traded with mixed sentiments.

In Rajasthan, only 105 qtl. of guar arrived today as most of the mandis were closed. While in Haryana, the arrivals went down to 1,750 qtl. Vs 1,900 qtl. previous day.

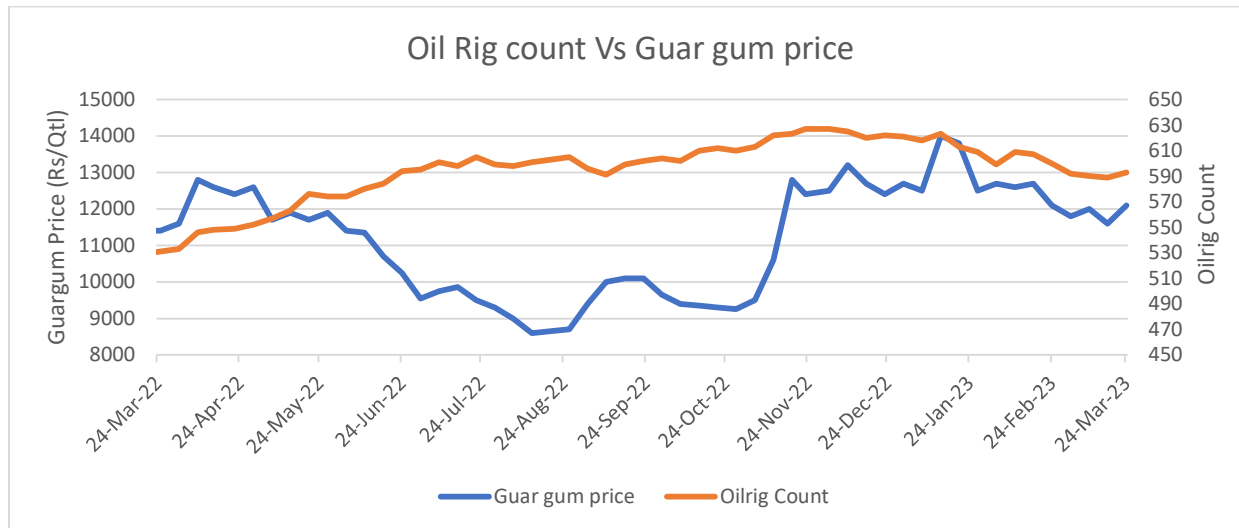
The prices of guar gum have been impacted by a decrease in demand in the spot market, as well as the availability of abundant supplies from the growing regions.

Jodhpur Guar seed delivery prices are expected to trade in the range of Rs. 5,400-5,600/Qtl. in near term amid the bearish sentiments in the market.



Oilrig Count

As on 24th Mar '2023, as per data released by Baker Hughes, the number of oilrigs in USA increased by 4 to 593 as compared to the previous week at 589. The guar gum prices also went up by 4.3% during the previous week.



WTI Crude Oil

WTI Crude oil 31st Mar '23		% Change
31st Mar '23		0.73%
1 Week		8.17%
Month till date		-2.67%

Guar Split Exports

India's guar split exports increased in the month of Feb '2023 by 19% to 4,420 tonnes compared to 3,711 tonnes previous month at an average FoB of US \$1,843 per

tonne in the month of Feb '23 compared to US \$1,936 per tonne previous month. However, the guar split shipments went down by 19% in Feb '23 compared to the same period last year. Of the total exported quantity, 4,100 tonnes bought by China, US 260 tonnes and Switzerland 60 tonnes.

COUNTRIES	Guar Split Exported in Feb '23 (MT)	% Share
CHINA	4100	92.76%
SWITZERLAND	60	1.36%
USA	260	5.88%
TOTAL	4420	100%

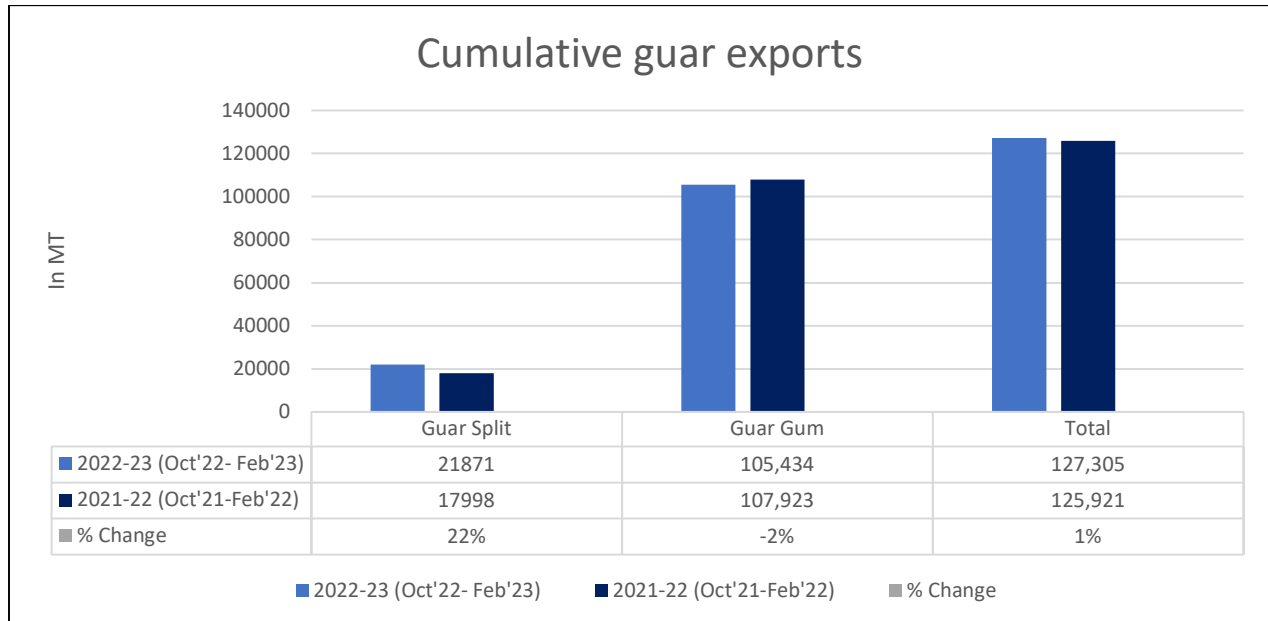
Guar Gum Exports

India's guar gum exports decreased in the month of February 2023 by 13% to 18,488 tonnes compared to 21,326 tonnes during previous month at an average FoB of US \$1,558 per tonne in the month of Feb '2023 as compared to US \$1,482 per tonne previous month. Further, the gum shipments were marginally down by 0.1% in Feb '2023 as compared to the corresponding year. Out of the total exported quantity, around 5,448 tonnes bought by USA, Russia 3,726 tonnes, Germany 2,552 tonnes, Canada 936 tonnes, China 740 tonnes and Australia 770 tonnes.

COUNTRIES	Guar Gum Exported in Feb '23 (MT)	Guar gum export (% Share)
USA	5448	29.47%
RUSSIA	3726	20.16%
GERMANY	2552	13.80%
CANADA	936	5.06%
CHINA	740	4.00%
AUSTRALIA	479	2.59%
BRAZIL	380	2.05%
DENMARK	357	1.93%
UK	346	1.87%
INDONESIA	322	1.74%
SAUDI ARABIA	287	1.56%
THAILAND	251	1.36%
SOUTH AFRICA	235	1.27%
POLAND	224	1.21%
ITALY	201	1.09%
OTHERS	2003	10.83%
TOTAL	18488	100%

Total Cumulative Guar Exports: In the Oct '22-Feb '23 Guar exports went up by 1% to 1.27 Lakh tonnes as compared to 1.25 Lakh tonnes previous year same period. Guar Gum went down by 2% while guar split went up by 22%.

Attributes	2022-23 (Oct'22- Feb'23)	2021-22 (Oct'21-Feb'22)	% Change
Guar Split	21871	17998	22%
Guar Gum	105,434	107,923	-2%
Total	127,305	125,921	1%


NCDEX Futures Market

NCDEX-FUTURES MARKET – Guar Seed									
Contract	% chg	Open	High	Low	Close	Volume	Change	OI	Change
Apr-23	+0.87	5,660	5,720	5,648	5,707	16,885	-5815	40065	-5480
May-23	+0.84	5,724	5,778	5,710	5,770	12,720	-145	35200	5650

NCDEX-FUTURES MARKET- Guar Gum									
Contract	% chg	Open	High	Low	Close	Volume	Change	OI	Change
Apr-23	+0.16	11798	11836	11712	11771	9510	1475	20735	-5810
May-23	+0.08	11925	11951	11834	11883	9450	4340	27905	5720



Guar seed Stock Position:			
Stocks	Demat	In-Process	Total
	29-Mar-23	29-Mar-23	29-Mar-23
Bikaner	27513	0	27513
Deesa	0	0	0
Sri Ganganagar	927	0	927
Jodhpur	1445	0	1445
Nokha	0	0	0

Guar Gum Stock Position:			
Stocks	Demat	In-Process	Total
	29-Mar-23	29-Mar-23	29-Mar-23
Deesa	75	0	75
Bikaner	3162	10	3172
Jodhpur	15945	109	16054
Nokha	1127	0	1127
Sri Ganganagar	20	0	20

Churi and Korma Prices:		31-Mar-23
Commodity	Centre	Rs. /75 kg.
Churi	Jodhpur	Closed
Korma	Jodhpur	Closed

Guar seed EDD:					
	10-Apr-23	10-May-23	10-Jun-23	10-Jul-23	10-Aug-23
Bikaner	51	60	60	248	5590
Deesa	-	-	-	-	-

Sri Ganganagar	-	-	-	70	161
Jodhpur	-	-	-	30	582
Nokha	-	-	-	-	-

Guar Gum EDD:					
	10-Apr-23	10-May-23	10-Jun-23	10-Jul-23	10-Aug-23
Deesa	-	-	-	-	-
Bikaner	70	60	190	624	378
Jodhpur	104	189	1283	875	2845
Nokha	-	50	90	60	380
Sri Ganganagar	-	-	-	20	-

Guar Seed Prices at Key Spot Markets:					
Commodity	District	Centre	Prices (Rs/Qtl)		Change
Guar Seed			31-Mar-23	30-Mar-23	
Rajasthan	Jodhpur	Jodhpur (Loose)	Closed	Closed	-
		Jodhpur (Delivery)	Closed	Closed	-
	Sri-Ganganagar	Sri-Ganganagar (Loose)	NA	5350	-
		Sri-Ganganagar (Delivery)	NA	5500	-
		Rawla (Loose)	5350	5500	-150
		Gharsana (Loose)	5350	5500	-150
		Raisinghnagar (Loose)	Closed	5300	-
	Bikaner	Bikaner (Loose)	Closed	5400	-
		Bikaner (Delivery)	Closed	5670	-
		Nokha (Loose)	Closed	Closed	-
		Nokha (Delivery)	Closed	Closed	-
		Khajuwala (Loose)	Closed	5500	-
		Khajuwala (Delivery)	Closed	5775	-
		Lunkaransar (Loose)	Closed	5618	-
	Hanumangarh	Hanumangarh (Loose)	5300	5350	-50
		Hanumangarh (Delivery)	5565	5618	-53
		Nohar (Loose)	NA	NA	-



		Pilibanga (Loose)	5350	5350	Unch
	Nagaur	Nagaur (Loose)	Closed	Closed	-
	Churu	Churu (Delivery)	5400	5600	-200
	Alwar	Alwar (Loose)	5000	5000	Unch
Haryana	Hisar	Adampur (Loose)	5350	5340	10
		Adampur (Delivery)	5618	5607	11
	Bhiwani	Bhiwani (Delivery)	5600	5600	Unch
		Siwani (Loose)	5540	5510	30
	Sirsa	Sirsa (Loose)	5300	NA	-
		Dhabwali (Loose)	5400	5400	Unch
		Dhabwali (Delivery)	5670	5670	Unch
		Ellanabad (Loose)	5400	5400	Unch
	Fatehabad	Fatehabad (Loose)	5300	5200	100
Gujarat	Banaskantha	Deesa (Loose)	Closed	Closed	-
	Patan	Patan (Loose)	Closed	Closed	-
	Rajkot	Rajkot (Loose)	Closed	Closed	-
	Jamnagar	Dhrol (Loose)	Closed	Closed	-
Madhya Pradesh	Gwalior	Dabra (Loose)	NA	NA	-
Guar Gum					
Rajasthan	Jodhpur	Jodhpur	Closed	Closed	-
	Alwar	Alwar	11900	11800	100
	Hanumangarh	Nohar	NA	NA	-
Haryana	Bhiwani	Bhiwani	11950	11950	Unch
	Sirsa	Sirsa	11700	NA	-
		Dhabwali	11800	11800	Unch
		Ellanabad	11700	11700	Unch
	Fatehabad	Fatehabad	11700	11900	-200

Guar Seed Arrivals in Key Centers					
Commodity	District	Centre	Arrivals (Quintals)		Change
Guar Seed			31-Mar-23	30-Mar-23	
Rajasthan	Jodhpur	Jodhpur	Closed	Closed	-
	Sri-Ganganagar	Sri-Ganganagar	NA	100	-
		Rawla	NA	NA	-
		Gharsana	NA	NA	-
		Raisinghnagar	Closed	200	-
	Bikaner	Bikaner	Closed	500	-
		Nokha	Closed	Closed	-
		Khajuwala	Closed	150	-

		Lunkaransar	Closed	600	-
	Hanumangarh	Hanumangarh	65	200	-135
		Nohar	NA	NA	-
		Pilibanga	40	40	Unch
	Nagaur	Nagaur	Closed	Closed	-
	Churu	Churu	NA	NA	-
	Alwar	Alwar	NA	NA	-
Haryana	Hisar	Adampur	1000	1000	Unch
	Bhiwani	Bhiwani	NA	200	-
		Siwani	400	600	-200
	Sirsa	Sirsa	250	NA	-
		Dhabwali	50	50	Unch
		Ellanabad	50	50	Unch
	Fatehabad	Fatehabad	NA	NA	-
Gujarat	Banaskantha	Deesa	Closed	Closed	-
	Patan	Patan	Closed	Closed	-
	Rajkot	Rajkot	Closed	Closed	-
	Jamnagar	Dhrol	Closed	Closed	-
Madhya Pradesh	Gwalior	Dabra	NA	NA	-
Total Arrivals/Above Markets			1855	3690	-1835

Disclaimer

The information and opinions contained in the document have been compiled from sources believed to be reliable. The company does not warrant its accuracy, completeness and correctness. Use of data and information contained in this report is at your own risk. This document is not, and should not be construed as, an offer to sell or solicitation to buy any commodities. This document may not be reproduced, distributed or published, in whole or in part, by any recipient hereof for any purpose without prior permission from the Company. IASL and its affiliates and/or their officers, directors and employees may have positions in any commodities mentioned in this document (or in any related investment) and may from time to time add to or dispose of any such commodities (or investment). Please see the detailed disclaimer at <http://www.agriwatch.com/Disclaimer.asp> © 2023 Indian Agribusiness Systems Limited.