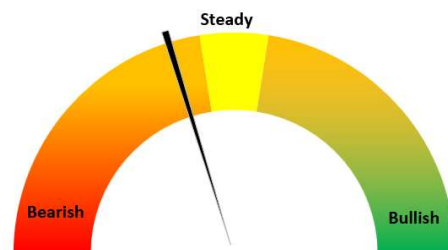


Today's Update

Today, the Guar seed Jodhpur delivery prices traded at INR 5801. While in other cash markets, guar seed traded with mixed sentiments

In Rajasthan, the arrivals went up to 1590 qtl. Vs 950 qtl. previous day. While in Haryana, the arrivals went down to 2,900 qtl. Vs 1,450 qtl. previous day.

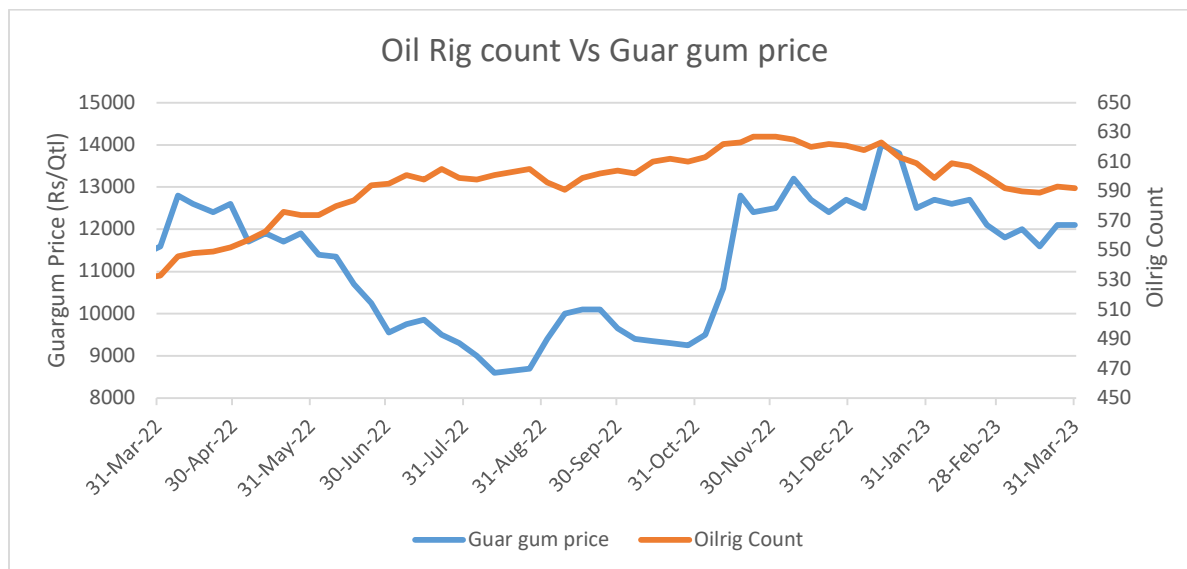


OPEC+ producers announced production cuts which caused oil prices to surge during Asian trade on Monday. Brent crude, the global benchmark, increased by 4.8% to \$83.73 per barrel, and WTI, the US benchmark, rose by 4.9% to \$79.36 per barrel. The production cuts include Saudi Arabia reducing oil production by 2.5 million barrels per day, Iraq slashing production by 200,000 barrels per day, and the United Arab Emirates decreasing output by 144,000 barrels per day. Kuwait, Algeria, and Oman will also reduce production by 128,000, 48,000, and 40,000 barrels per day, respectively. So, in the coming days guar prices are likely to go down.

Jodhpur Guar seed delivery prices are expected to trade in the range of Rs. 5,400-5,600/Qtl. in near term amid the steady sentiments in the market.

Oilrig Count

As on 31st Mar '2023, as per data released by Baker Hughes, the number of oilrigs almost remained constant in USA at 592 during the week. The guar gum prices also remained steady at INR 12,100 during the week due to low demand.



WTI Crude Oil

WTI Crude oil 31st Mar '23	% Change
31st Mar '23	0.73%
1 Week	8.17%
Month till date	-2.67%

Guar Split Exports

India's guar split exports increased in the month of Feb '2023 by 19% to 4,420 tonnes compared to 3,711 tonnes previous month at an average FoB of US \$1,843 per

tonne in the month of Feb '23 compared to US \$1,936 per tonne previous month. However, the guar split shipments went down by 19% in Feb '23 compared to the same period last year. Of the total exported quantity, 4,100 tonnes bought by China, US 260 tonnes and Switzerland 60 tonnes.

COUNTRIES	Guar Split Exported in Feb '23 (MT)	% Share
CHINA	4100	92.76%
SWITZERLAND	60	1.36%
USA	260	5.88%
TOTAL	4420	100%

Guar Gum Exports

India's guar gum exports decreased in the month of February 2023 by 13% to 18,488 tonnes compared to 21,326 tonnes during previous month at an average FoB of US \$1,558 per tonne in the month of Feb '2023 as compared to US \$1,482 per tonne previous month. Further, the gum shipments were marginally down by 0.1% in Feb '2023 as compared to the corresponding year. Out of the total exported quantity, around 5,448 tonnes bought by USA,

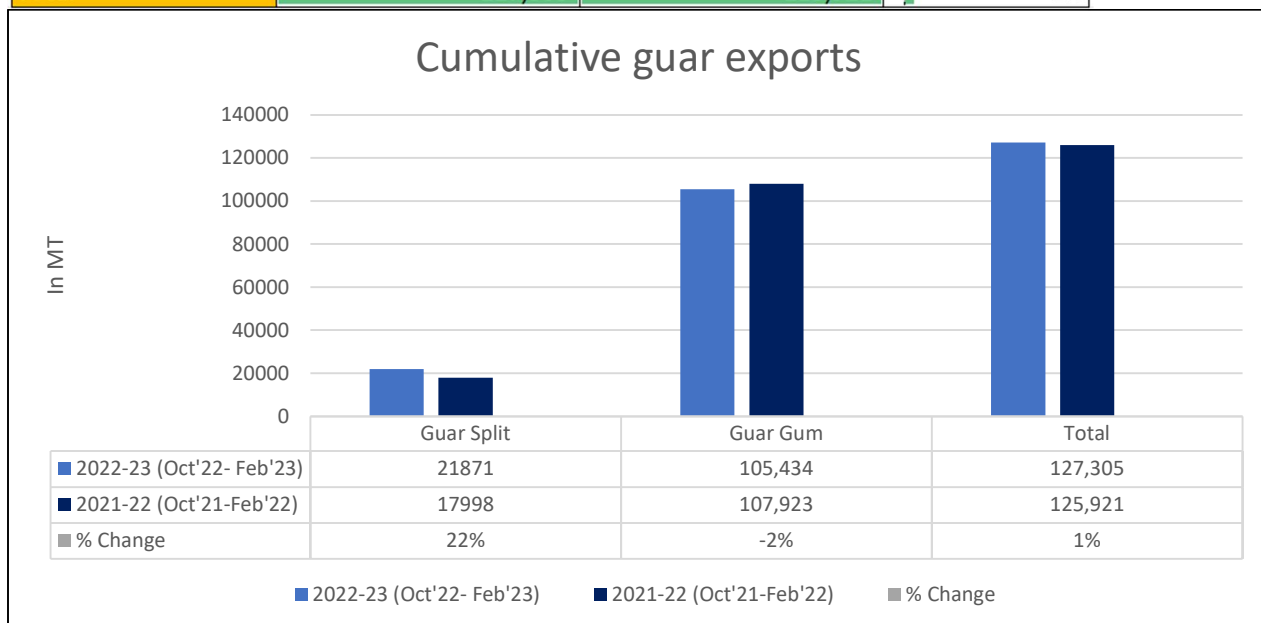
Russia 3,726 tonnes, Germany 2,552 tonnes, Canada 936 tonnes, China 740 tonnes and Australia 770 tonnes.

COUNTRIES	Guar Gum Exported in Feb '23 (MT)	Guar gum export (% Share)
USA	5448	29.47%
RUSSIA	3726	20.16%
GERMANY	2552	13.80%
CANADA	936	5.06%
CHINA	740	4.00%
AUSTRALIA	479	2.59%
BRAZIL	380	2.05%
DENMARK	357	1.93%
UK	346	1.87%
INDONESIA	322	1.74%
SAUDI ARABIA	287	1.56%
THAILAND	251	1.36%
SOUTH AFRICA	235	1.27%
POLAND	224	1.21%
ITALY	201	1.09%
OTHERS	2003	10.83%
TOTAL	18488	100%

Total Cumulative Guar Exports: In the Oct '22-Feb '23 Guar exports went up by 1% to 1.27 Lakh tonnes as compared to 1.25 Lakh tonnes previous year same period. Guar Gum went down by 2% while guar split went up by 22%.



Attributes	2022-23 (Oct'22- Feb'23)	2021-22 (Oct'21-Feb'22)	% Change
Guar Split	21871	17998	22%
Guar Gum	105,434	107,923	-2%
Total	127,305	125,921	1%

**NCDEX Futures Market****NCDEX-FUTURES MARKET – Guar Seed**

Contract	% chg	Open	High	Low	Close	Volume	Change	OI	Change
Apr-23	-0.05	5,720	5,774	5,651	5,700	13,650	-3235	37365	-2700
May-23	-0.10	5,770	5,855	5,713	5,760	15,505	2785	38700	3500

NCDEX-FUTURES MARKET- Guar Gum

Contract	% chg	Open	High	Low	Close	Volume	Change	OI	Change
Apr-23	-0.56	11813	11900	11603	11680	3750	-5760	19825	-910
May-23	-0.53	11918	12030	11721	11805	5485	-3965	29235	1330



Guar seed Stock Position:			
Stocks	Demat	In-Process	Total
	01-Apr-23	01-Apr-23	01-Apr-23
Bikaner	27513	0	27513
Deesa	0	0	0
Sri Ganganagar	927	0	927
Jodhpur	1445	0	1445
Nokha	0	0	0

Guar Gum Stock Position:			
Stocks	Demat	In-Process	Total
	01-Apr-23	01-Apr-23	01-Apr-23
Deesa	75	0	75
Bikaner	3162	10	3172
Jodhpur	15945	109	16054
Nokha	1127	0	1127
Sri Ganganagar	20	0	20

Churi and Korma Prices:		03-Apr-23
Commodity	Centre	Rs. /75 kg.
Churi	Jodhpur	2350
Korma	Jodhpur	3000

Guar seed EDD:					
	10-Apr-23	10-May-23	10-Jun-23	10-Jul-23	10-Aug-23
Bikaner	51	60	60	248	5491
Deesa	-	-	-	-	-

Sri Ganganagar	-	-	-	70	161
Jodhpur	-	-	-	30	582
Nokha	-	-	-	-	-

Guar Gum EDD:					
	10-Apr-23	10-May-23	10-Jun-23	10-Jul-23	10-Aug-23
Deesa	-	-	-	-	-
Bikaner	70	60	190	624	378
Jodhpur	104	189	1283	875	2845
Nokha	-	50	90	60	380
Sri Ganganagar	-	-	-	20	-

Guar Seed Prices at Key Spot Markets:					
Commodity	District	Centre	Prices (Rs/Qtl)		Change
Guar Seed			3-Apr-23	1-Apr-23	
Rajasthan	Jodhpur	Jodhpur (Loose)	5525	Closed	-
		Jodhpur (Delivery)	5801	Closed	-
	Sri-Ganganagar	Sri-Ganganagar (Loose)	5350	5400	-50
		Sri-Ganganagar (Delivery)	5500	5550	-50
		Rawla (Loose)	5350	5550	-200
		Gharsana (Loose)	5350	5550	-200
		Raisinghnagar (Loose)	5300	5300	Unch
	Bikaner	Bikaner (Loose)	5450	Closed	-
		Bikaner (Delivery)	5723	Closed	-
		Nokha (Loose)	5450	5450	Unch
		Nokha (Delivery)	5723	5723	Unch
		Khajuwala (Loose)	NR	5500	-
		Khajuwala (Delivery)	NR	5775	-
		Lunkaransar (Loose)	5723	5670	53
	Hanumangarh	Hanumangarh (Loose)	5400	5400	Unch
		Hanumangarh (Delivery)	5670	5670	Unch
		Nohar (Loose)	NA	NA	-



		Pilibanga (Loose)	5350	5350	Unch
	Nagaur	Nagaur (Loose)	Closed	Closed	-
	Churu	Churu (Delivery)	5400	5400	Unch
	Alwar	Alwar (Loose)	5000	5000	Unch
Haryana	Hisar	Adampur (Loose)	5400	5350	50
		Adampur (Delivery)	5670	5618	53
	Bhiwani	Bhiwani (Delivery)	5550	5600	-50
		Siwani (Loose)	5580	5580	Unch
	Sirsa	Sirsa (Loose)	5450	5370	80
		Dhabwali (Loose)	5325	5325	Unch
		Dhabwali (Delivery)	5591	5591	Unch
		Ellanabad (Loose)	5325	5325	Unch
	Fatehabad	Fatehabad (Loose)	5300	5300	Unch
Gujarat	Banaskantha	Deesa (Loose)	5500	Closed	-
	Patan	Patan (Loose)	5060	Closed	-
	Rajkot	Rajkot (Loose)	5300	Closed	-
	Jamnagar	Dhrol (Loose)	NA	Closed	-
Madhya Pradesh	Gwalior	Dabra (Loose)	NA	NA	-
Guar Gum					
Rajasthan	Jodhpur	Jodhpur	11900	Closed	-
	Alwar	Alwar	11900	11900	Unch
	Hanumangarh	Nohar	NA	NA	-
Haryana	Bhiwani	Bhiwani	11850	11800	50
	Sirsa	Sirsa	11850	11700	150
		Dhabwali	11700	11700	Unch
		Ellanabad	11700	11700	Unch
	Fatehabad	Fatehabad	11900	11700	200

Guar Seed Arrivals in Key Centers					
Commodity	District	Centre	Arrivals (Quintals)		Change
Guar Seed			3-Apr-23	1-Apr-23	
Rajasthan	Jodhpur	Jodhpur	NA	Closed	-
	Sri-Ganganagar	Sri-Ganganagar	100	100	Unch
		Rawla	NA	NA	-
		Gharsana	NA	NA	-
		Raisinghnagar	100	100	Unch
	Bikaner	Bikaner	500	Closed	-
		Nokha	200	100	100
		Khajuwala	NR	150	-

		Lunkaransar	500	400	100
	Hanumangarh	Hanumangarh	150	60	90
		Nohar	NA	NA	-
		Pilibanga	40	40	Unch
	Nagaur	Nagaur	Closed	Closed	-
	Churu	Churu	NA	NA	-
	Alwar	Alwar	NA	NA	-
Haryana	Hisar	Adampur	800	800	Unch
	Bhiwani	Bhiwani	200	NA	-
		Siwani	800	150	650
	Sirsa	Sirsa	1000	400	600
		Dhabwali	50	50	Unch
		Ellanabad	50	50	Unch
	Fatehabad	Fatehabad	NA	NA	-
Gujarat	Banaskantha	Deesa	NA	Closed	-
	Patan	Patan	11	Closed	-
	Rajkot	Rajkot	5	Closed	-
	Jamnagar	Dhrol	NA	Closed	-
Madhya Pradesh	Gwalior	Dabra	NA	NA	-
Total Arrivals/Above Markets			4506	2400	2106

Disclaimer

The information and opinions contained in the document have been compiled from sources believed to be reliable. The company does not warrant its accuracy, completeness and correctness. Use of data and information contained in this report is at your own risk. This document is not, and should not be construed as, an offer to sell or solicitation to buy any commodities. This document may not be reproduced, distributed or published, in whole or in part, by any recipient hereof for any purpose without prior permission from the Company. IASL and its affiliates and/or their officers, directors and employees may have positions in any commodities mentioned in this document (or in any related investment) and may from time to time add to or dispose of any such commodities (or investment). Please see the detailed disclaimer at <http://www.agriwatch.com/Disclaimer.asp> © 2023 Indian Agribusiness Systems Limited.