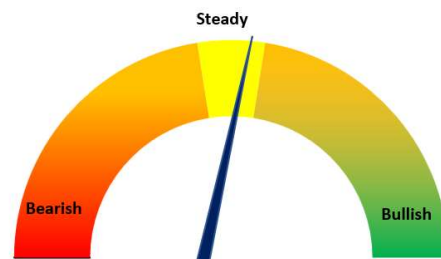


Today's Update

Today, the Guar seed Jodhpur delivery prices went marginally down by 0.9% at INR 5,749 as compared to INR 5,801 previous day. While in other cash markets, guar seed traded with mixed sentiments.

In Rajasthan, the arrivals went up to 2,260 qtl. Vs 1,590 qtl. previous day. While in Haryana, the arrivals went down to 2,850 qtl. Vs 2,900 qtl. previous day.

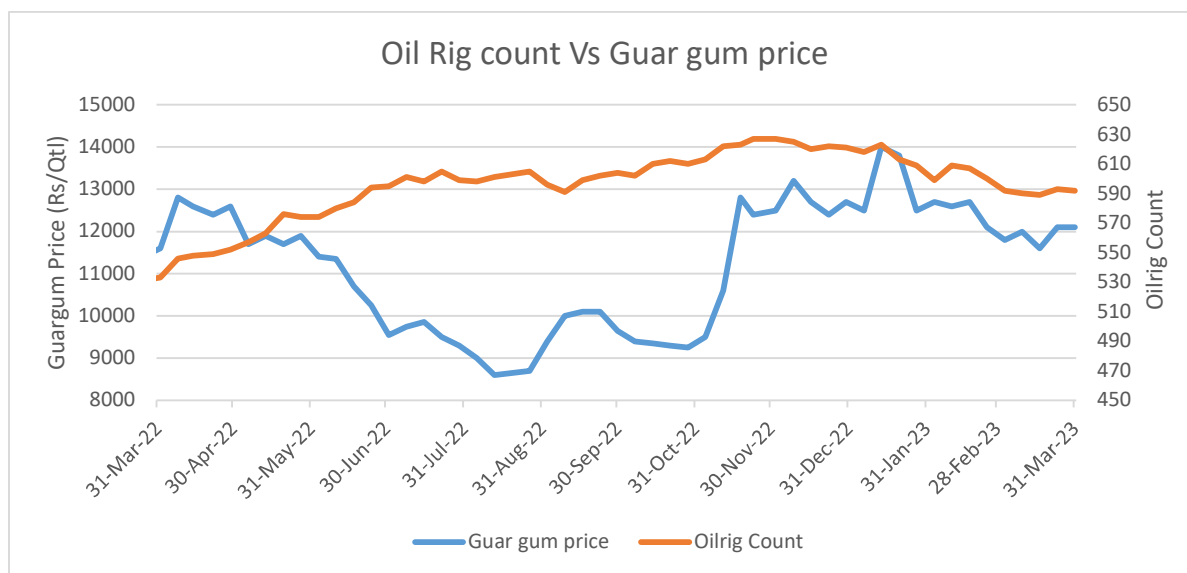


OPEC+ producers announced production cuts which caused oil prices to surge during Asian trade on Monday. Brent crude, the global benchmark, increased by 4.8% to \$83.73 per barrel, and WTI, the US benchmark, rose by 4.9% to \$79.36 per barrel. The production cuts include Saudi Arabia reducing oil production by 2.5 million barrels per day, Iraq slashing production by 200,000 barrels per day, and the United Arab Emirates decreasing output by 144,000 barrels per day. Kuwait, Algeria, and Oman will also reduce production by 128,000, 48,000, and 40,000 barrels per day, respectively. So, in the coming days guar prices are likely to go down.

Jodhpur Guar seed delivery prices are expected to trade in the range of Rs. 5,500-5,800/Qtl. in near term amid the steady sentiments in the market.

Oilrig Count

As on 31st Mar '2023, as per data released by Baker Hughes, the number of oilrigs almost remained constant in USA at 592 during the week. The guar gum prices also remained steady at INR 12,100 during the week due to low demand.



WTI Crude Oil

WTI Crude oil 04th Apr '23	% Change
04th Apr '23	1.09%
1 Week	7.16%
Month till date	7.22%

Guar Split Exports: India's guar split exports increased in the month of Feb '2023 by 19% to 4,420 tonnes compared to 3,711 tonnes previous month at an

average FoB of US \$1,843 per tonne in the month of Feb '23 compared to US \$1,936 per tonne previous month. However, the guar split shipments went down by 19% in Feb '23 compared to the same period last year. Of the total exported quantity, 4,100 tonnes bought by China, US 260 tonnes and Switzerland 60 tonnes.

COUNTRIES	Guar Split Exported in Feb '23 (MT)	% Share
CHINA	4100	92.76%
SWITZERLAND	60	1.36%
USA	260	5.88%
TOTAL	4420	100%

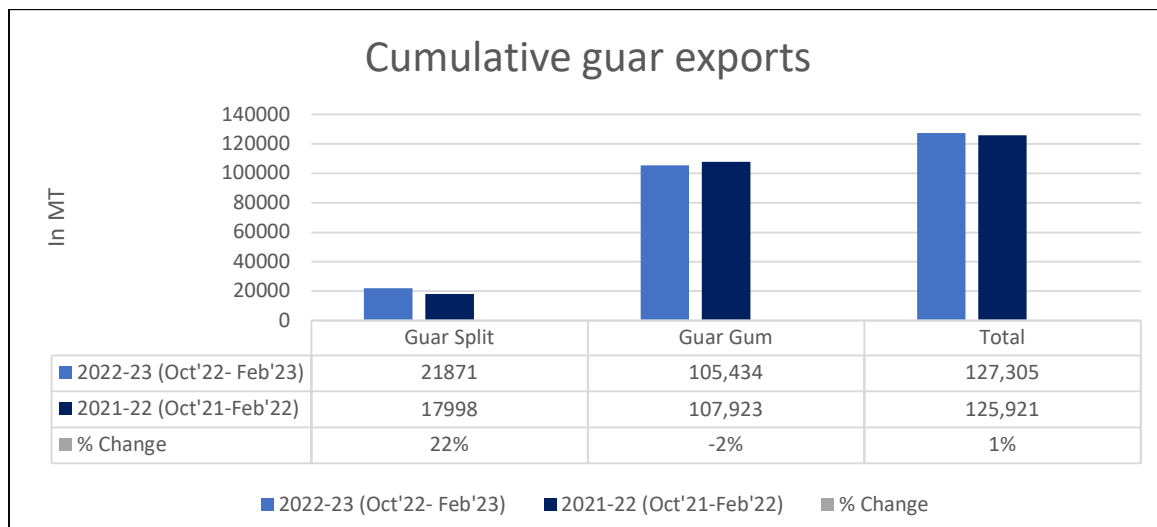
Guar Gum Exports: India's guar gum exports decreased in the month of February 2023 by 13% to 18,488 tonnes compared to 21,326 tonnes during previous month at an average FoB of US \$1,558 per tonne in the month of Feb '2023 as compared to US \$1,482 per tonne previous month. Further, the gum shipments were marginally down by 0.1% in Feb '2023 as compared to the corresponding year. Out of the total exported quantity, around 5,448 tonnes bought by USA,

Russia 3,726 tonnes, Germany 2,552 tonnes, Canada 936 tonnes, China 740 tonnes and Australia 770 tonnes.

COUNTRIES	Guar Gum Exported in Feb '23(MT)	Guar gum export (% Share)
USA	5448	29.47%
RUSSIA	3726	20.16%
GERMANY	2552	13.80%
CANADA	936	5.06%
CHINA	740	4.00%
AUSTRALIA	479	2.59%
BRAZIL	380	2.05%
DENMARK	357	1.93%
UK	346	1.87%
INDONESIA	322	1.74%
SAUDI ARABIA	287	1.56%
THAILAND	251	1.36%
SOUTH AFRICA	235	1.27%
POLAND	224	1.21%
ITALY	201	1.09%
OTHERS	2003	10.83%
TOTAL	18488	100%

Total Cumulative Guar Exports: In the Oct '22-Feb '23 Guar exports went up by 1% to 1.27 Lakh tonnes as compared to 1.25 Lakh tonnes previous year same period. Guar Gum went down by 2% while guar split went up by 22%.

Attributes	2022-23 (Oct'22- Feb'23)	2021-22 (Oct'21-Feb'22)	% Change
Guar Split	21871	17998	22%
Guar Gum	105,434	107,923	-2%
Total	127,305	125,921	1%


NCDEX Futures Market

NCDEX-FUTURES MARKET – Guar Seed									
Contract	% chg	Open	High	Low	Close	Volume	Change	OI	Change
Apr-23	-	-	-	-	-	-	-	-	-
May-23	-	-	-	-	-	-	-	-	-

NCDEX-FUTURES MARKET- Guar Gum									
Contract	% chg	Open	High	Low	Close	Volume	Change	OI	Change
Apr-23	-	-	-	-	-	-	-	-	-
May-23	-	-	-	-	-	-	-	-	-

Guar seed Stock Position:			
Stocks	Demat	In-Process	Total
	01-Apr-23	01-Apr-23	01-Apr-23
Bikaner	27513	0	27513
Deesa	0	0	0

Sri Ganganagar	927	0	927
Jodhpur	1445	0	1445
Nokha	0	0	0

Guar Gum Stock Position:			
Stocks	Demat	In-Process	Total
	01-Apr-23	01-Apr-23	01-Apr-23
Deesa	75	0	75
Bikaner	3162	10	3172
Jodhpur	15945	109	16054
Nokha	1127	0	1127
Sri Ganganagar	20	0	20

Churi and Korma Prices:		04-Apr-23
Commodity	Centre	Rs. /75 kg.
Churi	Jodhpur	2350
Korma	Jodhpur	3000

Guar seed EDD:					
	10-Apr-23	10-May-23	10-Jun-23	10-Jul-23	10-Aug-23
Bikaner	51	60	60	248	5491
Deesa	-	-	-	-	-
Sri Ganganagar	-	-	-	70	161
Jodhpur	-	-	-	30	582
Nokha	-	-	-	-	-



Guar Gum EDD:					
	10-Apr-23	10-May-23	10-Jun-23	10-Jul-23	10-Aug-23
Deesa	-	-	-	-	-
Bikaner	70	60	190	624	378
Jodhpur	104	189	1283	875	2845
Nokha	-	50	90	60	380
Sri Ganganagar	-	-	-	20	-

Guar Seed Prices at Key Spot Markets:					
Commodity	District	Centre	Prices (Rs/Qtl)		Change
Guar Seed			4-Apr-23	3-Apr-23	
Rajasthan	Jodhpur	Jodhpur (Loose)	5475	5525	-50
		Jodhpur (Delivery)	5749	5801	-53
	Sri-Ganganagar	Sri-Ganganagar (Loose)	5400	5350	50
		Sri-Ganganagar (Delivery)	5550	5500	50
		Rawla (Loose)	5350	5500	-150
		Gharsana (Loose)	5350	5500	-150
		Raisinghnagar (Loose)	5300	5300	Unch
	Bikaner	Bikaner (Loose)	5400	5450	-50
		Bikaner (Delivery)	5670	5723	-53
		Nokha (Loose)	5450	5450	Unch
		Nokha (Delivery)	5723	5723	Unch
		Khajuwala (Loose)	5500	NR	-
		Khajuwala (Delivery)	5775	NR	-
		Lunkaransar (Loose)	5723	5723	Unch
	Hanumangarh	Hanumangarh (Loose)	5400	5400	Unch
		Hanumangarh (Delivery)	5670	5670	Unch
		Nohar (Loose)	NA	NA	-
		Pilibanga (Loose)	5350	5350	Unch
	Nagaur	Nagaur (Loose)	5400	Closed	-
	Churu	Churu (Delivery)	NR	5400	-
	Alwar	Alwar (Loose)	5000	5000	Unch
Haryana	Hisar	Adampur (Loose)	5400	5400	Unch
		Adampur (Delivery)	5670	5670	Unch
	Bhiwani	Bhiwani (Delivery)	5600	5550	50

	Sirsa	Siwani (Loose)	5600	5580	20
		Sirsa (Loose)	5400	5450	-50
		Dhabwali (Loose)	5375	5325	50
		Dhabwali (Delivery)	5644	5591	53
		Ellanabad (Loose)	5375	5325	50
	Fatehabad	Fatehabad (Loose)	5300	5300	Unch
Gujarat	Banaskantha	Deesa (Loose)	5500	5500	Unch
	Patan	Patan (Loose)	NA	5060	-
	Rajkot	Rajkot (Loose)	5400	5300	100
	Jamnagar	Dhrol (Loose)	NA	NA	-
Madhya Pradesh	Gwalior	Dabra (Loose)	NA	NA	-
Guar Gum					
Rajasthan	Jodhpur	Jodhpur	11900	11900	Unch
	Alwar	Alwar	11900	11900	Unch
	Hanumangarh	Nohar	NA	NA	-
Haryana	Bhiwani	Bhiwani	11900	11850	50
	Sirsa	Sirsa	11800	11850	-50
		Dhabwali	11700	11700	Unch
		Ellanabad	11700	11700	Unch
	Fatehabad	Fatehabad	11900	11900	Unch

Guar Seed Arrivals in Key Centers					
Commodity	District	Centre	Arrivals (Quintals)		Change
Guar Seed			4-Apr-23	3-Apr-23	
Rajasthan	Jodhpur	Jodhpur	NA	NA	-
	Sri-Ganganagar	Sri-Ganganagar	200	100	100
		Rawla	NA	NA	-
		Gharsana	NA	NA	-
		Raisinghnagar	100	100	Unch
	Bikaner	Bikaner	500	500	Unch
		Nokha	150	200	-50
		Khajuwala	300	NR	-
		Lunkaransar	400	500	-100
	Hanumangarh	Hanumangarh	70	150	-80
		Nohar	NA	NA	-
		Pilibanga	40	40	Unch
	Nagaur	Nagaur	500	Closed	-
	Churu	Churu	NA	NA	-
	Alwar	Alwar	NA	NA	-

Haryana	Hisar	Adampur	1000	800	200
	Bhiwani	Bhiwani	600	200	400
		Siwani	750	800	-50
	Sirsa	Sirsa	400	1000	-600
		Dhabwali	50	50	Unch
		Ellanabad	50	50	Unch
	Fatehabad	Fatehabad	NA	NA	-
Gujarat	Banaskantha	Deesa	NA	NA	-
	Patan	Patan	NA	11	-
	Rajkot	Rajkot	30	5	25
	Jamnagar	Dhrol	NA	NA	-
Madhya Pradesh	Gwalior	Dabra	NA	NA	-
Total Arrivals/Above Markets			5140	4506	634

Disclaimer

The information and opinions contained in the document have been compiled from sources believed to be reliable. The company does not warrant its accuracy, completeness and correctness. Use of data and information contained in this report is at your own risk. This document is not, and should not be construed as, an offer to sell or solicitation to buy any commodities. This document may not be reproduced, distributed or published, in whole or in part, by any recipient hereof for any purpose without prior permission from the Company. IASL and its affiliates and/or their officers, directors and employees may have positions in any commodities mentioned in this document (or in any related investment) and may from time to time add to or dispose of any such commodities (or investment). Please see the detailed disclaimer at <http://www.agriwatch.com/Disclaimer.asp> © 2023 Indian Agribusiness Systems Limited.