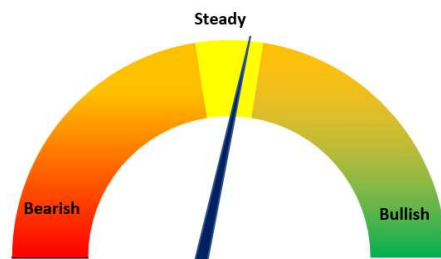


Today's Update

Today, the Guar seed Jodhpur delivery prices remained steady at INR 5,880 as compared to previous day. In other cash markets too, guar seed traded with steady sentiments.

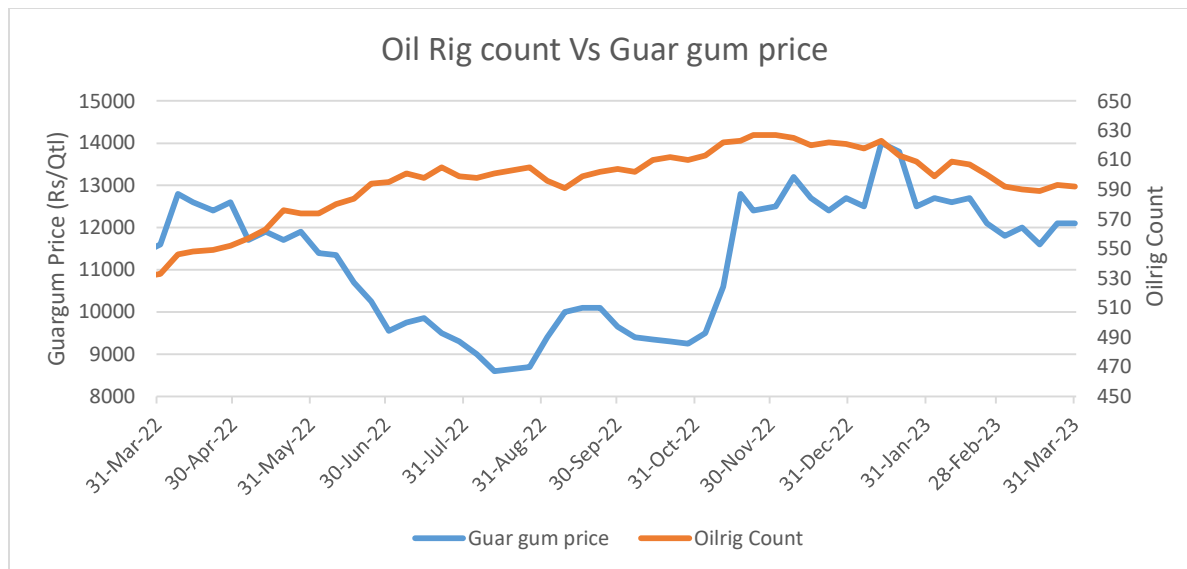
In Rajasthan, the arrivals went up to 2,220 qtl. Vs 2,090 qtl. previous day. While in Haryana, the arrivals went down to 1,900 qtl. Vs 2,350 qtl. previous day.

Jodhpur Guar seed delivery prices are expected to trade in the range of Rs. 5,500-5,900/Qtl. in near term amid the steady sentiments in the market.



Oilrig Count

As on 31st Mar '2023, as per data released by Baker Hughes, the number of oilrigs almost remained constant in USA at 592 during the week. The guar gum prices also remained steady at INR 12,100 during the week due to low demand.



WTI Crude Oil

WTI Crude oil 06th Apr '23	% Change
06th Apr '23	-0.04%
1 Week	6.87%
Month till date	6.18%

Guar Split Exports: India's guar split exports increased in the month of Feb '2023 by 19% to 4,420 tonnes compared to 3,711 tonnes previous month at an

average FoB of US \$1,843 per tonne in the month of Feb '23 compared to US \$1,936 per tonne previous month. However, the guar split shipments went down by 19% in Feb '23 compared to the same period last year. Of the total exported quantity, 4,100 tonnes bought by China, US 260 tonnes and Switzerland 60 tonnes.

COUNTRIES	Guar Split Exported in Feb '23 (MT)	% Share
CHINA	4100	92.76%
SWITZERLAND	60	1.36%
USA	260	5.88%
TOTAL	4420	100%

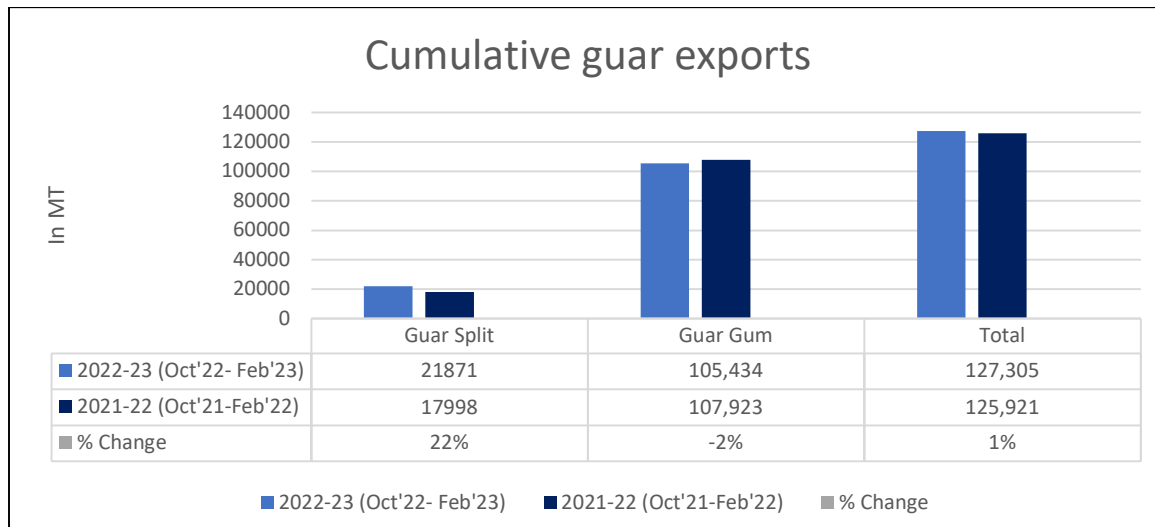
Guar Gum Exports: India's guar gum exports decreased in the month of February 2023 by 13% to 18,488 tonnes compared to 21,326 tonnes during previous month at an average FoB of US \$1,558 per tonne in the month of Feb '2023 as compared to US \$1,482 per tonne previous month. Further, the gum shipments were marginally down by 0.1% in Feb '2023 as compared to the corresponding year. Out of the total exported quantity, around 5,448 tonnes bought by USA,

Russia 3,726 tonnes, Germany 2,552 tonnes, Canada 936 tonnes, China 740 tonnes and Australia 770 tonnes.

COUNTRIES	Guar Gum Exported in Feb '23 (MT)	Guar gum export (% Share)
USA	5448	29.47%
RUSSIA	3726	20.16%
GERMANY	2552	13.80%
CANADA	936	5.06%
CHINA	740	4.00%
AUSTRALIA	479	2.59%
BRAZIL	380	2.05%
DENMARK	357	1.93%
UK	346	1.87%
INDONESIA	322	1.74%
SAUDI ARABIA	287	1.56%
THAILAND	251	1.36%
SOUTH AFRICA	235	1.27%
POLAND	224	1.21%
ITALY	201	1.09%
OTHERS	2003	10.83%
TOTAL	18488	100%

Total Cumulative Guar Exports: In the Oct '22-Feb '23 Guar exports went up by 1% to 1.27 Lakh tonnes as compared to 1.25 Lakh tonnes previous year same period. Guar Gum went down by 2% while guar split went up by 22%.

Attributes	2022-23 (Oct'22- Feb'23)	2021-22 (Oct'21-Feb'22)	% Change
Guar Split	21871	17998	22%
Guar Gum	105,434	107,923	-2%
Total	127,305	125,921	1%


NCDEX Futures Market
NCDEX-FUTURES MARKET – Guar Seed

Contract	% chg	Open	High	Low	Close	Volume	Change	OI	Change
Apr-23	-1.96	5,797	5,805	5,675	5,695	11,815	-14175	24400	-3785
May-23	-2.03	5,854	5,870	5,728	5,753	26,695	-9950	51725	2725

NCDEX-FUTURES MARKET- Guar Gum

Contract	% chg	Open	High	Low	Close	Volume	Change	OI	Change
Apr-23	-2.50	11843	11843	11505	11540	6050	-865	13765	-2415
May-23	-2.46	11965	11965	11632	11673	10460	-105	36625	3180

Guar seed Stock Position:

Stocks	Demat	In-Process	Total
	05-Apr-23	05-Apr-23	05-Apr-23
Bikaner	27513	0	27513
Deesa	0	0	0



Sri Ganganagar	927	0	927
Jodhpur	1445	0	1445
Nokha	0	0	0

Guar Gum Stock Position:			
Stocks	Demat	In-Process	Total
	05-Apr-23	05-Apr-23	05-Apr-23
Deesa	75	0	75
Bikaner	3162	10	3172
Jodhpur	16084	199	16283
Nokha	1128	0	1128
Sri Ganganagar	20	0	20

Churi and Korma Prices:		06-Apr-23
Commodity	Centre	Rs. /75 kg.
Churi	Jodhpur	2350
Korma	Jodhpur	3000

Guar seed EDD:					
	10-Apr-23	10-May-23	10-Jun-23	10-Jul-23	10-Aug-23
Bikaner	51	60	60	248	5491
Deesa	-	-	-	-	-
Sri Ganganagar	-	-	-	70	161
Jodhpur	-	-	-	30	582
Nokha	-	-	-	-	-



Guar Gum EDD:					
	10-Apr-23	10-May-23	10-Jun-23	10-Jul-23	10-Aug-23
Deesa	-	-	-	-	-
Bikaner	70	60	190	624	378
Jodhpur	104	189	1283	875	2845
Nokha	-	50	90	60	380
Sri Ganganagar	-	-	-	20	-

Guar Seed Prices at Key Spot Markets:					
Commodity	District	Centre	Prices (Rs/Qtl)		Change
Guar Seed			6-Apr-23	5-Apr-23	
Rajasthan	Jodhpur	Jodhpur (Loose)	5600	5600	Unch
		Jodhpur (Delivery)	5880	5880	Unch
	Sri-Ganganagar	Sri-Ganganagar (Loose)	5400	5450	-50
		Sri-Ganganagar (Delivery)	5550	5600	-50
		Rawla (Loose)	5350	5600	-250
		Gharsana (Loose)	5350	5600	-250
		Raisinghnagar (Loose)	5450	5400	50
	Bikaner	Bikaner (Loose)	5550	5525	25
		Bikaner (Delivery)	5828	5801	26
		Nokha (Loose)	5550	5525	25
		Nokha (Delivery)	5828	5801	26
		Khajuwala (Loose)	5500	5500	Unch
		Khajuwala (Delivery)	5775	5775	Unch
		Lunkaransar (Loose)	5550	5550	Unch
	Hanumangarh	Hanumangarh (Loose)	5450	5450	Unch
		Hanumangarh (Delivery)	5723	5723	Unch
		Nohar (Loose)	NA	5560	-
		Pilibanga (Loose)	5400	5400	Unch
	Nagaur	Nagaur (Loose)	5450	5400	50
	Churu	Churu (Delivery)	NR	5400	-
	Alwar	Alwar (Loose)	NR	5000	-
Haryana	Hisar	Adampur (Loose)	5450	5450	Unch
		Adampur (Delivery)	5723	5723	Unch
	Bhiwani	Bhiwani (Delivery)	5700	5700	Unch

	Sirsa	Siwani (Loose)	5700	5650	50
		Sirsa (Loose)	5400	5350	50
		Dhabwali (Loose)	5400	5400	Unch
		Dhabwali (Delivery)	5670	5670	Unch
		Ellanabad (Loose)	5400	5400	Unch
	Fatehabad	Fatehabad (Loose)	5400	5400	Unch
Gujarat	Banaskantha	Deesa (Loose)	5500	5500	Unch
	Patan	Patan (Loose)	Closed	NA	-
	Rajkot	Rajkot (Loose)	Closed	NA	-
	Jamnagar	Dhrol (Loose)	NA	NA	-
Madhya Pradesh	Gwalior	Dabra (Loose)	NA	NA	-
Guar Gum					
Rajasthan	Jodhpur	Jodhpur	12000	12000	Unch
	Alwar	Alwar	NR	11900	-
	Hanumangarh	Nohar	NA	NA	-
Haryana	Bhiwani	Bhiwani	11950	12000	-50
	Sirsa	Sirsa	11800	11900	-100
		Dhabwali	11700	11700	Unch
		Ellanabad	11700	11700	Unch
	Fatehabad	Fatehabad	11800	11900	-100

Guar Seed Arrivals in Key Centers					
Commodity	District	Centre	Arrivals (Quintals)		Change
Guar Seed			6-Apr-23	5-Apr-23	
Rajasthan	Jodhpur	Jodhpur	0	NA	-
	Sri-Ganganagar	Sri-Ganganagar	100	200	-100
		Rawla	NA	NA	-
		Gharsana	NA	NA	-
		Raisinghnagar	100	50	50
	Bikaner	Bikaner	300	400	-100
		Nokha	250	200	50
		Khajuwala	200	200	Unch
		Lunkaransar	1200	750	450
	Hanumangarh	Hanumangarh	30	50	-20
		Nohar	NA	300	-
		Pilibanga	40	40	Unch
	Nagaur	Nagaur	NA	400	-
	Churu	Churu	NR	NA	-
	Alwar	Alwar	NR	NA	-

Haryana	Hisar	Adampur	1000	1000	Unch
	Bhiwani	Bhiwani	100	250	-150
		Siwani	400	500	-100
	Sirsa	Sirsa	300	500	-200
		Dhabwali	50	50	Unch
		Ellanabad	50	50	Unch
	Fatehabad	Fatehabad	NA	NA	-
Gujarat	Banaskantha	Deesa	NA	NA	-
	Patan	Patan	Closed	NA	-
	Rajkot	Rajkot	Closed	NA	-
	Jamnagar	Dhrol	NA	NA	-
Madhya Pradesh	Gwalior	Dabra	NA	NA	-
Total Arrivals/Above Markets			4120	4940	-820

Disclaimer

The information and opinions contained in the document have been compiled from sources believed to be reliable. The company does not warrant its accuracy, completeness and correctness. Use of data and information contained in this report is at your own risk. This document is not, and should not be construed as, an offer to sell or solicitation to buy any commodities. This document may not be reproduced, distributed or published, in whole or in part, by any recipient hereof for any purpose without prior permission from the Company. IASL and its affiliates and/or their officers, directors and employees may have positions in any commodities mentioned in this document (or in any related investment) and may from time to time add to or dispose of any such commodities (or investment). Please see the detailed disclaimer at <http://www.agriwatch.com/Disclaimer.asp> © 2023 Indian Agribusiness Systems Limited.