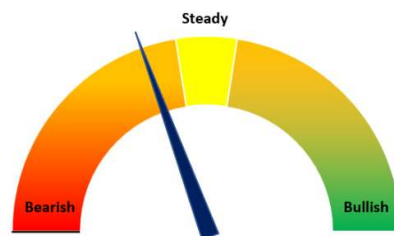


Today's Update

Today, the Guar seed Jodhpur delivery prices went down by 1.4 % at INR 5,696 as compared INR 5,775 to previous day. In other cash markets too, guar seed traded with bearish sentiments.

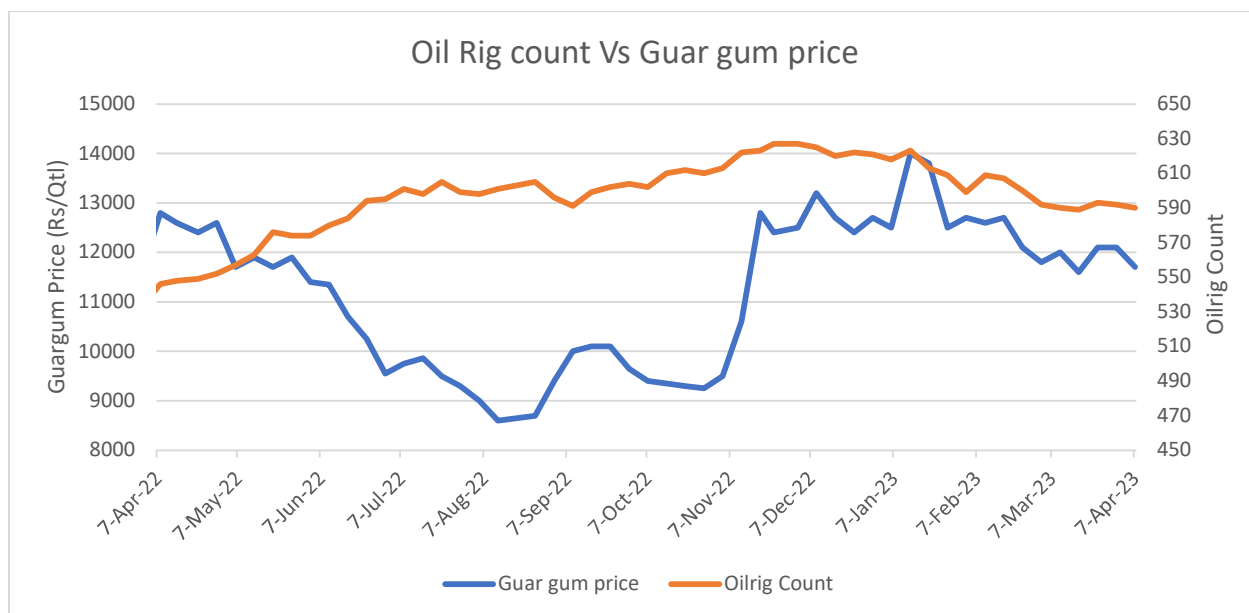
In Rajasthan, the arrivals went down to 1,690 qtl. Vs 2,090 qtl. previous day. While in Haryana, the arrivals went up to 1,665 qtl. Vs 1,400 qtl. previous day.

Jodhpur Guar seed delivery prices are expected to trade in the range of Rs. 5,500-5,800/Qtl. in near term amid the bearish sentiments in the market.



Oilrig Count

As on 07th Apr '2023, as per data released by Baker Hughes, the number of oilrigs decreased by 2 in USA at 590 during the week as compared to 590 the previous week. The guar gum prices also went down by 3% at INR 11,700 during the week as compared to INR 12,100 previous week. The increase in oil prices due to cuts in oil production can affect the guar gum market. The oilrigs count is expected to go up.



WTI Crude Oil

WTI Crude oil 12th Apr '23	% Change
12th Apr '23	-0.11%
1 Week	0.95%
Month till date	7.61%

Guar Split Exports: India's guar split exports increased in the month of Feb '2023 by 19% to 4,420 tonnes compared to 3,711 tonnes previous month at an

average FoB of US \$1,843 per tonne in the month of Feb '23 compared to US \$1,936 per tonne previous month. However, the guar split shipments went down by 19% in Feb '23 compared to the same period last year. Of the total exported quantity, 4,100 tonnes bought by China, US 260 tonnes and Switzerland 60 tonnes.

COUNTRIES	Guar Split Exported in Feb '23 (MT)	% Share
CHINA	4100	92.76%
SWITZERLAND	60	1.36%
USA	260	5.88%
TOTAL	4420	100%

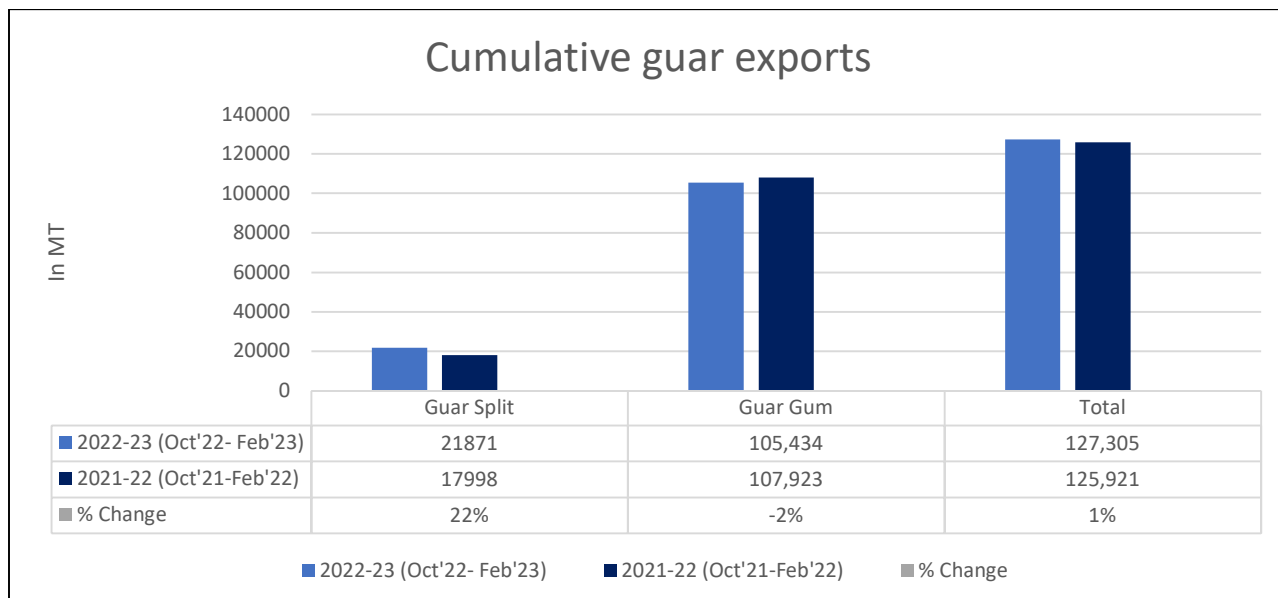
Guar Gum Exports: India's guar gum exports decreased in the month of February 2023 by 13% to 18,488 tonnes compared to 21,326 tonnes during previous month at an average FoB of US \$1,558 per tonne in the month of Feb '2023 as compared to US \$1,482 per tonne previous month. Further, the gum shipments were marginally down by 0.1% in Feb '2023 as compared to the corresponding year. Out of the total exported quantity, around 5,448 tonnes bought by USA,

Russia 3,726 tonnes, Germany 2,552 tonnes, Canada 936 tonnes, China 740 tonnes and Australia 770 tonnes.

COUNTRIES	Guar Gum Exported in Feb '23(MT)	Guar gum export (% Share)
USA	5448	29.47%
RUSSIA	3726	20.16%
GERMANY	2552	13.80%
CANADA	936	5.06%
CHINA	740	4.00%
AUSTRALIA	479	2.59%
BRAZIL	380	2.05%
DENMARK	357	1.93%
UK	346	1.87%
INDONESIA	322	1.74%
SAUDI ARABIA	287	1.56%
THAILAND	251	1.36%
SOUTH AFRICA	235	1.27%
POLAND	224	1.21%
ITALY	201	1.09%
OTHERS	2003	10.83%
TOTAL	18488	100%

Total Cumulative Guar Exports: In the Oct '22-Feb '23 Guar exports went up by 1% to 1.27 Lakh tonnes as compared to 1.25 Lakh tonnes previous year same period. Guar Gum went down by 2% while guar split went up by 22%.

Attributes	2022-23 (Oct'22- Feb'23)	2021-22 (Oct'21-Feb'22)	% Change
Guar Split	21871	17998	22%
Guar Gum	105,434	107,923	-2%
Total	127,305	125,921	1%



NCDEX Futures Market

NCDEX-FUTURES MARKET – Guar Seed									
Contract	% chg	Open	High	Low	Close	Volume	Change	OI	Change
Apr-23	-1.22	5,660	5,645	5,584	5,591	7,880	5460	6470	-8345
May-23	-1.29	5,724	5,720	5,642	5,650	27,815	17275	69375	6880

NCDEX-FUTURES MARKET- Guar Gum									
Contract	% chg	Open	High	Low	Close	Volume	Change	OI	Change
Apr-23	-1.85	11466	11524	11222	11300	4335	2815	2785	-4515
May-23	-1.85	11640	11658	11288	11440	11665	7780	46475	2440

Guar seed Stock Position:			
Stocks	Demat	In-Process	Total
	11-Apr-23	11-Apr-23	11-Apr-23
Bikaner	27307	130	27437



Deesa	0	0	0
Sri Ganganagar	927	0	927
Jodhpur	1445	0	1445
Nokha	0	0	0

Guar Gum Stock Position:			
Stocks	Demat	In-Process	Total
	11-Apr-23	11-Apr-23	11-Apr-23
Deesa	75	0	75
Bikaner	3205	0	3205
Jodhpur	16298	269	16567
Nokha	1128	0	1128
Sri Ganganagar	20	0	20

Churi and Korma Prices:		12-Apr-23
Commodity	Centre	Rs. /75 kg.
Churi	Jodhpur	2200
Korma	Jodhpur	3000

Guar seed EDD:					
	10-Apr-23	10-May-23	10-Jun-23	10-Jul-23	10-Aug-23
Bikaner	51	60	60	248	5491
Deesa	-	-	-	-	-
Sri Ganganagar	-	-	-	70	161
Jodhpur	-	-	-	30	582
Nokha	-	-	-	-	-



Guar Gum EDD:					
	10-Apr-23	10-May-23	10-Jun-23	10-Jul-23	10-Aug-23
Deesa	-	-	-	-	-
Bikaner	70	60	190	624	378
Jodhpur	104	189	1283	875	2845
Nokha	-	50	90	60	380
Sri Ganganagar	-	-	-	20	-

Guar Seed Prices at Key Spot Markets:					
Commodity	District	Centre	Prices (Rs/Qtl)		Change
Guar Seed			12-Apr-23	11-Apr-23	
Rajasthan	Jodhpur	Jodhpur (Loose)	5425	5500	-75
		Jodhpur (Delivery)	5696	5775	-79
	Sri-Ganganagar	Sri-Ganganagar (Loose)	5350	5300	50
		Sri-Ganganagar (Delivery)	5500	5450	50
		Rawla (Loose)	5375	5450	-75
		Gharsana (Loose)	5375	5450	-75
		Raisinghnagar (Loose)	NA	5400	-
	Bikaner	Bikaner (Loose)	5450	5450	Unch
		Bikaner (Delivery)	5723	5723	Unch
		Nokha (Loose)	5400	5450	-50
		Nokha (Delivery)	5670	5723	-53
		Khajuwala (Loose)	5450	5500	-50
		Khajuwala (Delivery)	5723	5775	-53
		Lunkaransar (Loose)	5400	5550	-150
	Hanumangarh	Hanumangarh (Loose)	5350	5400	-50
		Hanumangarh (Delivery)	5618	5670	-53
		Nohar (Loose)	NA	NA	-
		Pilibanga (Loose)	5350	5400	-50
	Nagaur	Nagaur (Loose)	5400	5400	Unch
	Churu	Churu (Delivery)	NR	NR	-
	Alwar	Alwar (Loose)	NR	NR	-
Haryana	Hisar	Adampur (Loose)	5380	5400	-20

	Bhiwani	Adampur (Delivery)	5649	5670	-21
		Bhiwani (Delivery)	5570	5625	-55
		Siwani (Loose)	5500	5600	-100
	Sirsa	Sirsa (Loose)	5300	5300	Unch
		Dhabwali (Loose)	5350	5350	Unch
		Dhabwali (Delivery)	5618	5618	Unch
		Ellanabad (Loose)	5350	5350	Unch
Gujarat	Fatehabad	Fatehabad (Loose)	5300	5250	50
	Banaskantha	Deesa (Loose)	NA	NA	-
	Patan	Patan (Loose)	NA	NA	-
	Rajkot	Rajkot (Loose)	5285	5375	-90
Madhya Pradesh	Jamnagar	Dhrol (Loose)	NA	NA	-
	Gwalior	Dabra (Loose)	NA	NA	-
Guar Gum					
Rajasthan	Jodhpur	Jodhpur	11600	11850	-250
	Alwar	Alwar	NR	NR	-
	Hanumangarh	Nohar	NA	NA	-
Haryana	Bhiwani	Bhiwani	11600	11850	-250
	Sirsa	Sirsa	11400	11500	-100
		Dhabwali	11600	11600	Unch
		Ellanabad	11700	11700	Unch
	Fatehabad	Fatehabad	11800	11800	Unch

Guar Seed Arrivals in Key Centers					
Commodity	District	Centre	Arrivals (Quintals)		Change
Guar Seed			12-Apr-23	11-Apr-23	
Rajasthan	Jodhpur	Jodhpur	NA	NA	-
	Sri-Ganganagar	Sri-Ganganagar	150	100	50
		Rawla	NA	NA	-
		Gharsana	NA	NA	-
		Raisinghnagar	NA	50	-
	Bikaner	Bikaner	500	300	200
		Nokha	300	300	Unch
		Khajuwala	200	250	-50
		Lunkaransar	600	500	100
	Hanumangarh	Hanumangarh	50	25	25
		Nohar	NA	NA	-
		Pilibanga	40	40	Unch
	Nagaur	Nagaur	100	125	-25



	Churu	Churu	NR	NR	-
	Alwar	Alwar	NR	NR	-
Haryana	Hisar	Adampur	800	800	Unch
	Bhiwani	Bhiwani	200	150	50
		Siwani	300	500	-200
	Sirsa	Sirsa	250	250	Unch
		Dhabwali	50	50	Unch
		Ellanabad	50	50	Unch
	Fatehabad	Fatehabad	NA	NA	-
Gujarat	Banaskantha	Deesa	NA	NA	-
	Patan	Patan	NA	NA	-
	Rajkot	Rajkot	50	70	-20
	Jamnagar	Dhrol	NA	NA	-
Madhya Pradesh	Gwalior	Dabra	NA	NA	-
Total Arrivals/Above Markets			3640	3560	80

Disclaimer

The information and opinions contained in the document have been compiled from sources believed to be reliable. The company does not warrant its accuracy, completeness and correctness. Use of data and information contained in this report is at your own risk. This document is not, and should not be construed as, an offer to sell or solicitation to buy any commodities. This document may not be reproduced, distributed or published, in whole or in part, by any recipient hereof for any purpose without prior permission from the Company. IASL and its affiliates and/or their officers, directors and employees may have positions in any commodities mentioned in this document (or in any related investment) and may from time to time add to or dispose of any such commodities (or investment). Please see the detailed disclaimer at <http://www.agriwatch.com/Disclaimer.asp> © 2023 Indian Agribusiness Systems Limited.