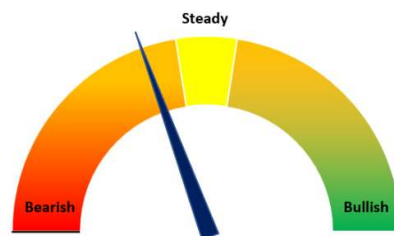


Today's Update

Today, the Guar seed Jodhpur delivery prices went down by 1.4 % at INR 5,618 as compared INR 5,696 to previous day. In other cash markets too, guar seed traded with bearish sentiments.

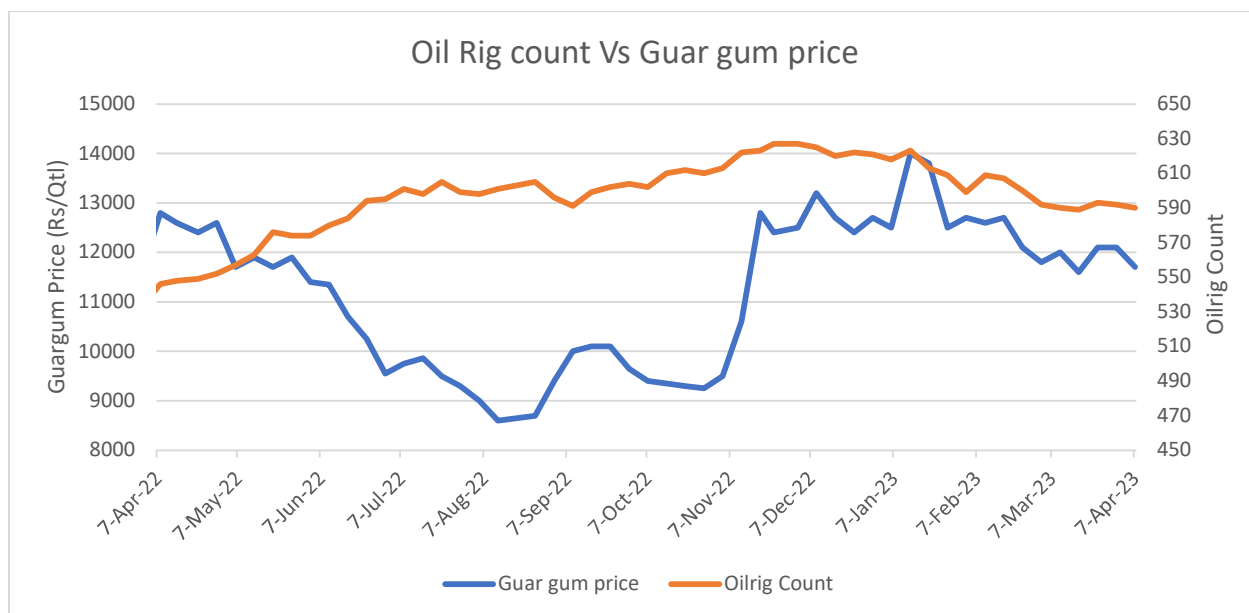
In Rajasthan, the arrivals went up to 1,965 qtl. Vs 1,690 qtl. previous day. In Haryana too, the arrivals went up to 1,675 qtl. Vs 1,665 qtl. previous day.

Jodhpur Guar seed delivery prices are expected to trade in the range of Rs. 5,500-5,800/Qtl. in near term amid the bearish sentiments in the market.



Oilrig Count

As on 07th Apr '2023, as per data released by Baker Hughes, the number of oilrigs decreased by 2 in USA at 590 during the week as compared to 590 the previous week. The guar gum prices also went down by 3% at INR 11,700 during the week as compared to INR 12,100 previous week. The increase in oil prices due to cuts in oil production can affect the guar gum market. The oilrigs count is expected to go up.



WTI Crude Oil

WTI Crude oil 13th Apr '23	% Change
13th Apr '23	-0.47%
1 Week	2.89%
Month till date	9.70%

Guar Split Exports: India's guar split exports increased in the month of Feb '2023 by 19% to 4,420 tonnes compared to 3,711 tonnes previous month at an

average FoB of US \$1,843 per tonne in the month of Feb '23 compared to US \$1,936 per tonne previous month. However, the guar split shipments went down by 19% in Feb '23 compared to the same period last year. Of the total exported quantity, 4,100 tonnes bought by China, US 260 tonnes and Switzerland 60 tonnes.

COUNTRIES	Guar Split Exported in Feb '23 (MT)	% Share
CHINA	4100	92.76%
SWITZERLAND	60	1.36%
USA	260	5.88%
TOTAL	4420	100%

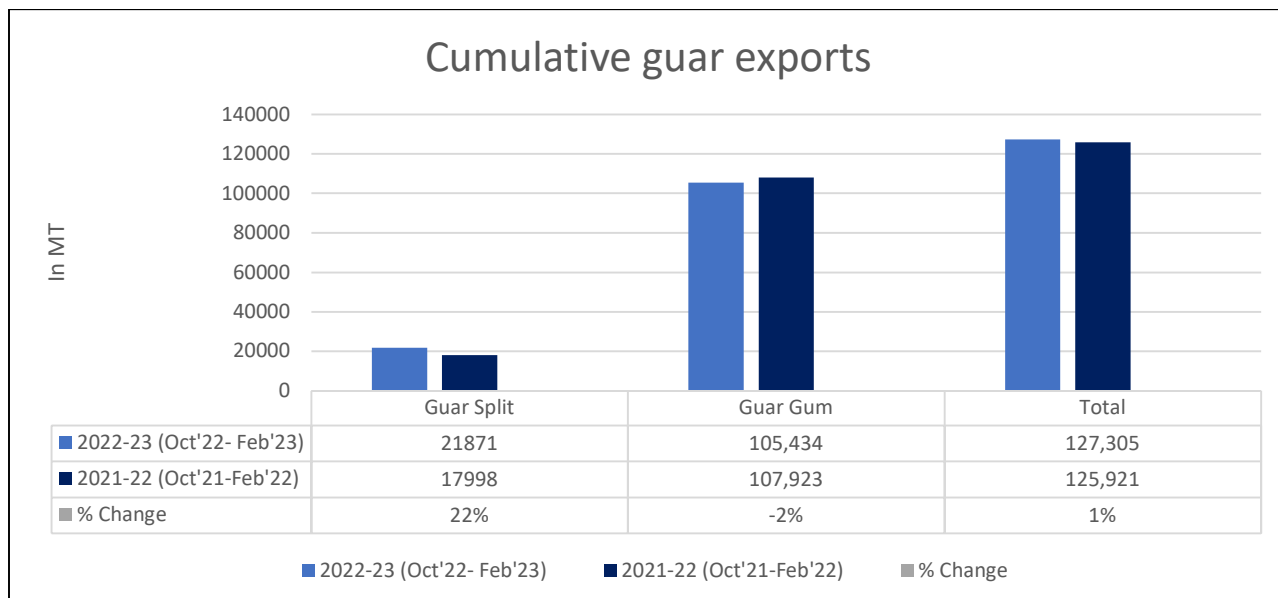
Guar Gum Exports: India's guar gum exports decreased in the month of February 2023 by 13% to 18,488 tonnes compared to 21,326 tonnes during previous month at an average FoB of US \$1,558 per tonne in the month of Feb '2023 as compared to US \$1,482 per tonne previous month. Further, the gum shipments were marginally down by 0.1% in Feb '2023 as compared to the corresponding year. Out of the total exported quantity, around 5,448 tonnes bought by USA,

Russia 3,726 tonnes, Germany 2,552 tonnes, Canada 936 tonnes, China 740 tonnes and Australia 770 tonnes.

COUNTRIES	Guar Gum Exported in Feb '23 (MT)	Guar gum export (% Share)
USA	5448	29.47%
RUSSIA	3726	20.16%
GERMANY	2552	13.80%
CANADA	936	5.06%
CHINA	740	4.00%
AUSTRALIA	479	2.59%
BRAZIL	380	2.05%
DENMARK	357	1.93%
UK	346	1.87%
INDONESIA	322	1.74%
SAUDI ARABIA	287	1.56%
THAILAND	251	1.36%
SOUTH AFRICA	235	1.27%
POLAND	224	1.21%
ITALY	201	1.09%
OTHERS	2003	10.83%
TOTAL	18488	100%

Total Cumulative Guar Exports: In the Oct '22-Feb '23 Guar exports went up by 1% to 1.27 Lakh tonnes as compared to 1.25 Lakh tonnes previous year same period. Guar Gum went down by 2% while guar split went up by 22%.

Attributes	2022-23 (Oct'22- Feb'23)	2021-22 (Oct'21-Feb'22)	% Change
Guar Split	21871	17998	22%
Guar Gum	105,434	107,923	-2%
Total	127,305	125,921	1%


NCDEX Futures Market

NCDEX-FUTURES MARKET – Guar Seed									
Contract	% chg	Open	High	Low	Close	Volume	Change	OI	Change
Apr-23	-0.11	5,611	5,617	5,536	5,590	7,495	-385	1630	-4840
May-23	-0.39	5,665	5,680	5,600	5,634	29,980	2165	73565	4190

NCDEX-FUTURES MARKET- Guar Gum									
Contract	% chg	Open	High	Low	Close	Volume	Change	OI	Change
Apr-23	-0.05	11268	11390	11234	11293	3790	-545	285	-2500
May-23	-0.20	11401	11533	11350	11430	12820	1155	47660	1185

Guar seed Stock Position:			
Stocks	Demat	In-Process	Total
	12-Apr-23	12-Apr-23	12-Apr-23
Bikaner	27307	130	27437

Deesa	0	0	0
Sri Ganganagar	927	0	927
Jodhpur	1445	0	1445
Nokha	0	0	0

Guar Gum Stock Position:			
Stocks	Demat	In-Process	Total
	12-Apr-23	12-Apr-23	12-Apr-23
Deesa	75	0	75
Bikaner	3204	0	3204
Jodhpur	16000	328	16328
Nokha	1128	0	1128
Sri Ganganagar	20	0	20

Churi and Korma Prices:		13-Apr-23
Commodity	Centre	Rs. /75 kg.
Churi	Jodhpur	2200
Korma	Jodhpur	3000

Guar seed EDD:					
	10-May-23	10-Jun-23	10-Jul-23	10-Aug-23	10-Sep-23
Bikaner	60	60	248	5391	1704
Deesa	-	-	-	-	-
Sri Ganganagar	-	-	70	161	369
Jodhpur	-	-	30	582	179
Nokha	-	-	-	-	-



Guar Gum EDD:					
	10-May-23	10-Jun-23	10-Jul-23	10-Aug-23	10-Sep-23
Deesa	-	-	-	-	75
Bikaner	60	190	624	378	329
Jodhpur	189	1283	875	2845	5318
Nokha	50	90	60	380	349
Sri Ganganagar	-	-	20	-	-

Guar Seed Prices at Key Spot Markets:					
Commodity	District	Centre	Prices (Rs/Qtl)		Change
Guar Seed			13-Apr-23	12-Apr-23	
Rajasthan	Jodhpur	Jodhpur (Loose)	5350	5425	-75
		Jodhpur (Delivery)	5618	5696	-79
	Sri-Ganganagar	Sri-Ganganagar (Loose)	5250	5350	-100
		Sri-Ganganagar (Delivery)	5400	5500	-100
		Rawla (Loose)	5350	5500	-150
		Gharsana (Loose)	5350	5500	-150
		Raisinghnagar (Loose)	NA	NA	-
	Bikaner	Bikaner (Loose)	5350	5450	-100
		Bikaner (Delivery)	5618	5723	-105
		Nokha (Loose)	5350	5400	-50
		Nokha (Delivery)	5618	5670	-53
		Khajuwala (Loose)	5400	5450	-50
		Khajuwala (Delivery)	5670	5723	-53
		Lunkaransar (Loose)	5300	5400	-100
	Hanumangarh	Hanumangarh (Loose)	5200	5350	-150
		Hanumangarh (Delivery)	5460	5618	-158
		Nohar (Loose)	NA	NA	-
		Pilibanga (Loose)	5350	5350	Unch
	Nagaur	Nagaur (Loose)	5350	5400	-50
	Churu	Churu (Delivery)	NR	NR	-
	Alwar	Alwar (Loose)	NR	NR	-
Haryana	Hisar	Adampur (Loose)	5350	5380	-30
		Adampur (Delivery)	5618	5649	-32



	Bhiwani	Bhiwani (Delivery)	5500	5570	-70
		Siwani (Loose)	5500	5500	Unch
	Sirsa	Sirsa (Loose)	5280	5300	-20
		Dhabwali (Loose)	5325	5350	-25
		Dhabwali (Delivery)	5591	5618	-26
		Ellanabad (Loose)	5325	5350	-25
	Fatehabad	Fatehabad (Loose)	5250	5300	-50
	Gujarat	Banaskantha	Deesa (Loose)	NA	NA
Patan		Patan (Loose)	NA	NA	-
Rajkot		Rajkot (Loose)	5365	5285	80
Jamnagar		Dhrol (Loose)	NA	NA	-
Madhya Pradesh	Gwalior	Dabra (Loose)	NA	NA	-
Guar Gum					
Rajasthan	Jodhpur	Jodhpur	11500	11600	-100
	Alwar	Alwar	NR	NR	-
	Hanumangarh	Nohar	NA	NA	-
Haryana	Bhiwani	Bhiwani	11400	11600	-200
	Sirsa	Sirsa	11300	11400	-100
		Dhabwali	11400	11600	-200
		Ellanabad	11400	11700	-300
	Fatehabad	Fatehabad	11500	11600	-100

Guar Seed Arrivals in Key Centers					
Commodity	District	Centre	Arrivals (Quintals)		Change
Guar Seed			13-Apr-23	12-Apr-23	
Rajasthan	Jodhpur	Jodhpur	NA	NA	-
	Sri-Ganganagar	Sri-Ganganagar	100	150	-50
		Rawla	NA	NA	-
		Gharsana	NA	NA	-
		Raisinghnagar	NA	NA	-
	Bikaner	Bikaner	500	500	Unch
		Nokha	250	300	-50
		Khajuwala	300	200	100
		Lunkaransar	600	600	Unch
	Hanumangarh	Hanumangarh	40	50	-10
		Nohar	NA	NA	-
		Pilibanga	40	40	Unch

	Nagaur	Nagaur	135	100	35
	Churu	Churu	NR	NR	-
	Alwar	Alwar	NR	NR	-
Haryana	Hisar	Adampur	700	800	-100
	Bhiwani	Bhiwani	150	200	-50
		Siwani	400	300	100
	Sirsa	Sirsa	200	250	-50
		Dhabwali	100	50	50
		Ellanabad	125	50	75
	Fatehabad	Fatehabad	NA	NA	-
Gujarat	Banaskantha	Deesa	NA	NA	-
	Patan	Patan	NA	NA	-
	Rajkot	Rajkot	250	50	200
	Jamnagar	Dhrol	NA	NA	-
Madhya Pradesh	Gwalior	Dabra	NA	NA	-
Total Arrivals/Above Markets			3890	3640	250

Disclaimer

The information and opinions contained in the document have been compiled from sources believed to be reliable. The company does not warrant its accuracy, completeness and correctness. Use of data and information contained in this report is at your own risk. This document is not, and should not be construed as, an offer to sell or solicitation to buy any commodities. This document may not be reproduced, distributed or published, in whole or in part, by any recipient hereof for any purpose without prior permission from the Company. IASL and its affiliates and/or their officers, directors and employees may have positions in any commodities mentioned in this document (or in any related investment) and may from time to time add to or dispose of any such commodities (or investment). Please see the detailed disclaimer at <http://www.agriwatch.com/Disclaimer.asp> © 2023 Indian Agribusiness Systems Limited.