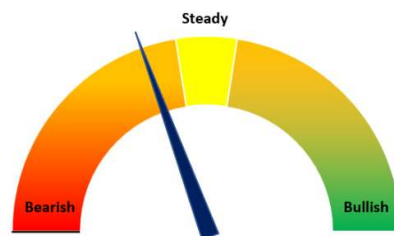


#### Today's Update

Today, the Guar seed Jodhpur delivery prices went marginally up by 0.2 % at INR 5,628 as compared INR 5,618 to previous day. In other cash markets, guar seed traded with mixed sentiments.

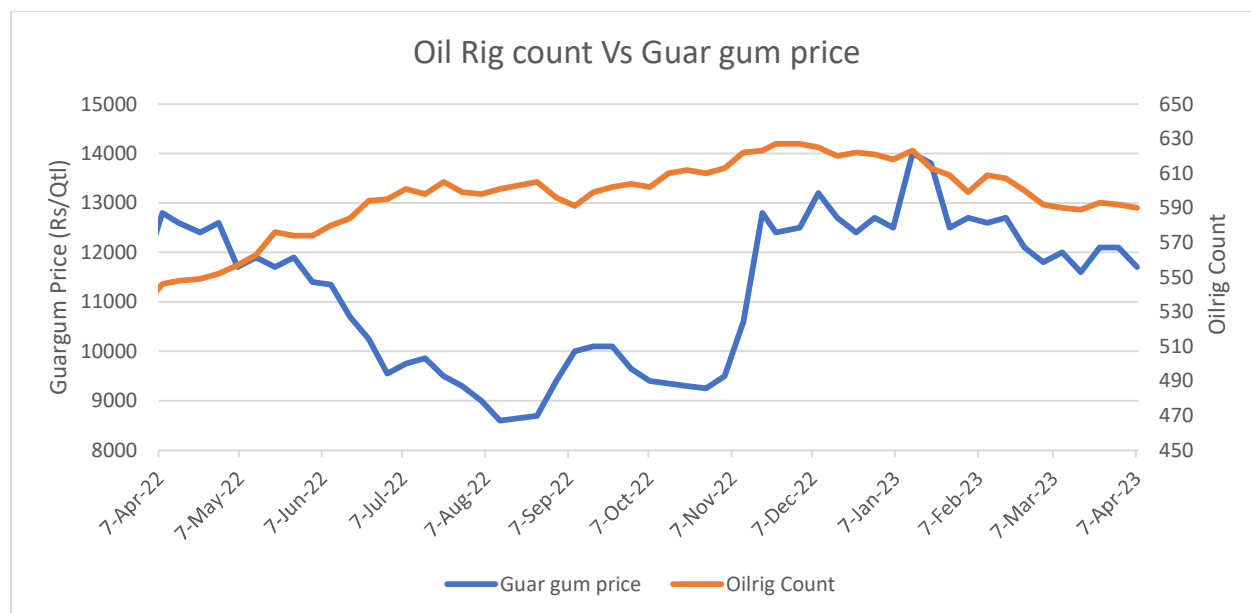
In Rajasthan, the arrivals went down to 1,760 qtl. Vs 1,965 qtl. previous day. In Haryana too, the arrivals went down to 1,350 qtl. Vs 1,675 qtl. previous day.

Jodhpur Guar seed delivery prices are expected to trade in the range of Rs. 5,500-5,800/Qtl. in near term amid the steady sentiments in the market.



#### Oilrig Count

As on 07th Apr '2023, as per data released by Baker Hughes, the number of oilrigs decreased by 2 in USA at 590 during the week as compared to 590 the previous week. The guar gum prices also went down by 3% at INR 11,700 during the week as compared to INR 12,100 previous week. The increase in oil prices due to cuts in oil production can affect the guar gum market. The oilrigs count is expected to go up.



#### WTI Crude Oil

WTI Crude oil 14th Apr '23	% Change
14th Apr '23	0.30%
1 Week	2.03%
Month till date	8.83%

**Guar Split Exports:** India's guar split exports increased in the month of Feb '2023 by 19% to 4,420 tonnes compared to 3,711 tonnes previous month at an

average FoB of US \$1,843 per tonne in the month of Feb '23 compared to US \$1,936 per tonne previous month. However, the guar split shipments went down by 19% in Feb '23 compared to the same period last year. Of the total exported quantity, 4,100 tonnes bought by China, US 260 tonnes and Switzerland 60 tonnes.

COUNTRIES	Guar Split Exported in Feb '23 (MT)	% Share
CHINA	4100	92.76%
SWITZERLAND	60	1.36%
USA	260	5.88%
<b>TOTAL</b>	<b>4420</b>	<b>100%</b>

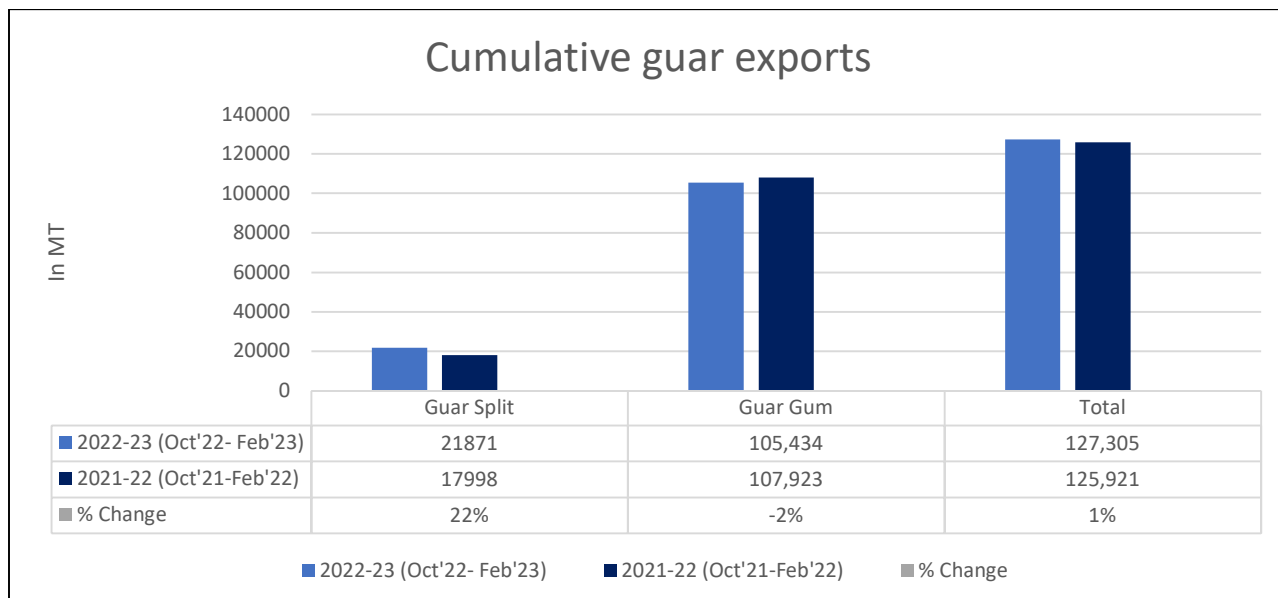
**Guar Gum Exports:** India's guar gum exports decreased in the month of February 2023 by 13% to 18,488 tonnes compared to 21,326 tonnes during previous month at an average FoB of US \$1,558 per tonne in the month of Feb '2023 as compared to US \$1,482 per tonne previous month. Further, the gum shipments were marginally down by 0.1% in Feb '2023 as compared to the corresponding year. Out of the total exported quantity, around 5,448 tonnes bought by USA,

Russia 3,726 tonnes, Germany 2,552 tonnes, Canada 936 tonnes, China 740 tonnes and Australia 770 tonnes.

COUNTRIES	Guar Gum Exported in Feb '23 (MT)	Guar gum export (% Share)
USA	5448	29.47%
RUSSIA	3726	20.16%
GERMANY	2552	13.80%
CANADA	936	5.06%
CHINA	740	4.00%
AUSTRALIA	479	2.59%
BRAZIL	380	2.05%
DENMARK	357	1.93%
UK	346	1.87%
INDONESIA	322	1.74%
SAUDI ARABIA	287	1.56%
THAILAND	251	1.36%
SOUTH AFRICA	235	1.27%
POLAND	224	1.21%
ITALY	201	1.09%
OTHERS	2003	10.83%
<b>TOTAL</b>	<b>18488</b>	<b>100%</b>

**Total Cumulative Guar Exports:** In the Oct '22-Feb '23 Guar exports went up by 1% to 1.27 Lakh tonnes as compared to 1.25 Lakh tonnes previous year same period. Guar Gum went down by 2% while guar split went up by 22%.

Attributes	2022-23 (Oct'22- Feb'23)	2021-22 (Oct'21-Feb'22)	% Change
Guar Split	21871	17998	22%
Guar Gum	105,434	107,923	-2%
<b>Total</b>	<b>127,305</b>	<b>125,921</b>	<b>1%</b>



### NCDEX Futures Market

NCDEX-FUTURES MARKET – Guar Seed									
Contract	% chg	Open	High	Low	Close	Volume	Change	OI	Change
Apr-23	-	-	-	-	-	-	-	-	-
May-23	-	-	-	-	-	-	-	-	-

NCDEX-FUTURES MARKET- Guar Gum									
Contract	% chg	Open	High	Low	Close	Volume	Change	OI	Change
Apr-23	-	-	-	-	-	-	-	-	-
May-23	-	-	-	-	-	-	-	-	-

Guar seed Stock Position:			
Stocks	Demat	In-Process	Total
	12-Apr-23	12-Apr-23	12-Apr-23
Bikaner	27307	130	27437



Deesa	0	0	0
Sri Ganganagar	927	0	927
Jodhpur	1445	0	1445
Nokha	0	0	0

Guar Gum Stock Position:			
Stocks	Demat	In-Process	Total
	12-Apr-23	12-Apr-23	12-Apr-23
Deesa	75	0	75
Bikaner	3204	0	3204
Jodhpur	16000	328	16328
Nokha	1128	0	1128
Sri Ganganagar	20	0	20

Churi and Korma Prices:		14-Apr-23
Commodity	Centre	Rs. /75 kg.
Churi	Jodhpur	2300
Korma	Jodhpur	3000

Guar seed EDD:					
	10-May-23	10-Jun-23	10-Jul-23	10-Aug-23	10-Sep-23
Bikaner	60	60	248	5391	1704
Deesa	-	-	-	-	-
Sri Ganganagar	-	-	70	161	369
Jodhpur	-	-	30	582	179
Nokha	-	-	-	-	-



Guar Gum EDD:					
	10-May-23	10-Jun-23	10-Jul-23	10-Aug-23	10-Sep-23
Deesa	-	-	-	-	75
Bikaner	60	190	624	378	329
Jodhpur	189	1283	875	2845	5318
Nokha	50	90	60	380	349
Sri Ganganagar	-	-	20	-	-

Guar Seed Prices at Key Spot Markets:					
Commodity	District	Centre	Prices (Rs/Qtl)		Change
Guar Seed			14-Apr-23	13-Apr-23	
Rajasthan	Jodhpur	Jodhpur (Loose)	5360	5350	10
		Jodhpur (Delivery)	5628	5618	11
	Sri-Ganganagar	Sri-Ganganagar (Loose)	5310	5250	60
		Sri-Ganganagar (Delivery)	5460	5400	60
		Rawla (Loose)	5350	5400	-50
		Gharsana (Loose)	5350	5400	-50
		Raisinghnagar (Loose)	NA	NA	-
	Bikaner	Bikaner (Loose)	5350	5350	Unch
		Bikaner (Delivery)	5618	5618	Unch
		Nokha (Loose)	5350	5350	Unch
		Nokha (Delivery)	5618	5618	Unch
		Khajuwala (Loose)	5400	5400	Unch
		Khajuwala (Delivery)	5670	5670	Unch
		Lunkaransar (Loose)	5300	5300	Unch
	Hanumangarh	Hanumangarh (Loose)	5200	5200	Unch
		Hanumangarh (Delivery)	5460	5460	Unch
		Nohar (Loose)	NA	NA	-
		Pilibanga (Loose)	5350	5350	Unch
	Nagaur	Nagaur (Loose)	5325	5350	-25
	Churu	Churu (Delivery)	NR	NR	-
	Alwar	Alwar (Loose)	NR	NR	-
Haryana	Hisar	Adampur (Loose)	5300	5350	-50
		Adampur (Delivery)	5565	5618	-53
	Bhiwani	Bhiwani (Delivery)	Closed	5500	-

	Sirsa	Siwani (Loose)	5600	5500	100
		Sirsa (Loose)	5250	5280	-30
		Dhabwali (Loose)	5325	5325	Unch
		Dhabwali (Delivery)	5591	5591	Unch
		Ellanabad (Loose)	5325	5325	Unch
	Fatehabad	Fatehabad (Loose)	5200	5250	-50
Gujarat	Banaskantha	Deesa (Loose)	NA	NA	-
	Patan	Patan (Loose)	NA	NA	-
	Rajkot	Rajkot (Loose)	NA	5365	-
	Jamnagar	Dhrol (Loose)	NA	NA	-
Madhya Pradesh	Gwalior	Dabra (Loose)	NA	NA	-
Guar Gum					
Rajasthan	Jodhpur	Jodhpur	11500	11500	Unch
	Alwar	Alwar	NR	NR	-
	Hanumangarh	Nohar	NA	NA	-
Haryana	Bhiwani	Bhiwani	Closed	11400	-
	Sirsa	Sirsa	11400	11300	100
		Dhabwali	11400	11400	Unch
		Ellanabad	11400	11400	Unch
	Fatehabad	Fatehabad	11500	11500	Unch

Guar Seed Arrivals in Key Centers					
Commodity	District	Centre	Arrivals (Quintals)		Change
Guar Seed			14-Apr-23	13-Apr-23	
Rajasthan	Jodhpur	Jodhpur	NA	NA	-
	Sri-Ganganagar	Sri-Ganganagar	100	100	Unch
		Rawla	NA	NA	-
		Gharsana	NA	NA	-
		Raisinghnagar	NA	NA	-
	Bikaner	Bikaner	500	500	Unch
		Nokha	200	250	-50
		Khajuwala	300	300	Unch
		Lunkaransar	500	600	-100
	Hanumangarh	Hanumangarh	30	40	-10
		Nohar	NA	NA	-
		Pilibanga	40	40	Unch
	Nagaur	Nagaur	90	135	-45
	Churu	Churu	NR	NR	-
	Alwar	Alwar	NR	NR	-

<b>Haryana</b>	<b>Hisar</b>	Adampur	500	700	<b>-200</b>
	<b>Bhiwani</b>	Bhiwani	Closed	150	-
		Siwani	500	400	<b>100</b>
	<b>Sirsa</b>	Sirsa	125	200	<b>-75</b>
		Dhabwali	100	100	<b>Unch</b>
		Ellanabad	125	125	<b>Unch</b>
	<b>Fatehabad</b>	Fatehabad	NA	NA	-
<b>Gujarat</b>	<b>Banaskantha</b>	Deesa	NA	NA	-
	<b>Patan</b>	Patan	NA	NA	-
	<b>Rajkot</b>	Rajkot	NA	250	-
	<b>Jamnagar</b>	Dhrol	NA	NA	-
<b>Madhya Pradesh</b>	<b>Gwalior</b>	Dabra	NA	NA	-
<b>Total Arrivals/Above Markets</b>			<b>3110</b>	<b>3890</b>	<b>-780</b>

#### Disclaimer

The information and opinions contained in the document have been compiled from sources believed to be reliable. The company does not warrant its accuracy, completeness and correctness. Use of data and information contained in this report is at your own risk. This document is not, and should not be construed as, an offer to sell or solicitation to buy any commodities. This document may not be reproduced, distributed or published, in whole or in part, by any recipient hereof for any purpose without prior permission from the Company. IASL and its affiliates and/or their officers, directors and employees may have positions in any commodities mentioned in this document (or in any related investment) and may from time to time add to or dispose of any such commodities (or investment). Please see the detailed disclaimer at <http://www.agriwatch.com/Disclaimer.asp> © 2023 Indian Agribusiness Systems Limited.