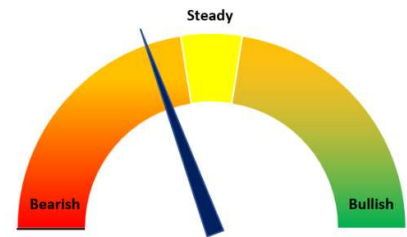


Today's Update

Today, the Guar seed Jodhpur delivery prices went up by 1.7% at INR 5,723 as compared to INR 5,628 previous day. While in other cash markets, guar seed traded with mixed sentiments.

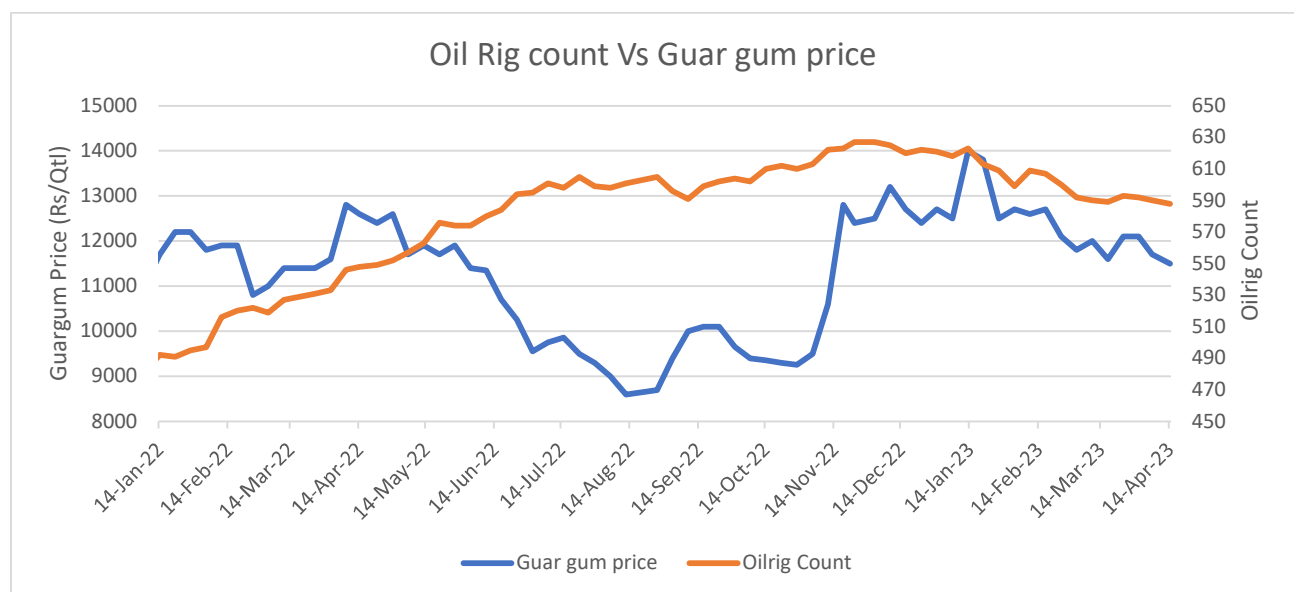
In Rajasthan, the arrivals went up to 1,900 qtl. Vs 1,790 qtl. previous day. In Haryana too, the arrivals went up to 1,560 qtl. Vs 1,000 qtl. previous day.

Jodhpur Guar seed delivery prices are expected to trade in the range of Rs. 5,500-5,800/Qtl. in near term amid the steady sentiments in the market.



Oilrig Count

As on 14th Apr '2023, as per data released by Baker Hughes, the number of oilrigs decreased by 2 in USA at 588 during the week as compared to 590 the previous week. The guar gum prices also went down by 1.7% at INR 11,500 during the week as compared to INR 11,700 previous week.



WTI Crude Oil

Globally, the refinery intakes have been decreasing since November 2022 after reaching a peak, which is followed by heavy maintenance activities around February that further dampened demand. While US refiners have resumed operations, the refinery maintenance peaks in Asia are expected to continue to depress demand in the coming weeks. Despite the recent reopening of China, it has not been enough to reverse the downward trend in global refinery intakes. So, in the coming weeks, the crude oil prices are expected to go down amid the poor demand and therefore the guar gum is likely to trade with bearish sentiments.

WTI Crude oil 17th Apr '23	% Change
17th Apr '23	-0.68%
1 Week	-0.67%
Month till date	8.29%

Guar Split Exports: India's guar split exports increased in the month of Feb '2023 by 19% to 4,420 tonnes compared to 3,711 tonnes previous month at an

average FoB of US \$1,843 per tonne in the month of Feb '23 compared to US \$1,936 per tonne previous month. However, the guar split shipments went down by 19% in Feb '23 compared to the same period last year. Of the total exported quantity, 4,100 tonnes bought by China, US 260 tonnes and Switzerland 60 tonnes.

COUNTRIES	Guar Split Exported in Feb '23 (MT)	% Share
CHINA	4100	92.76%
SWITZERLAND	60	1.36%
USA	260	5.88%
TOTAL	4420	100%

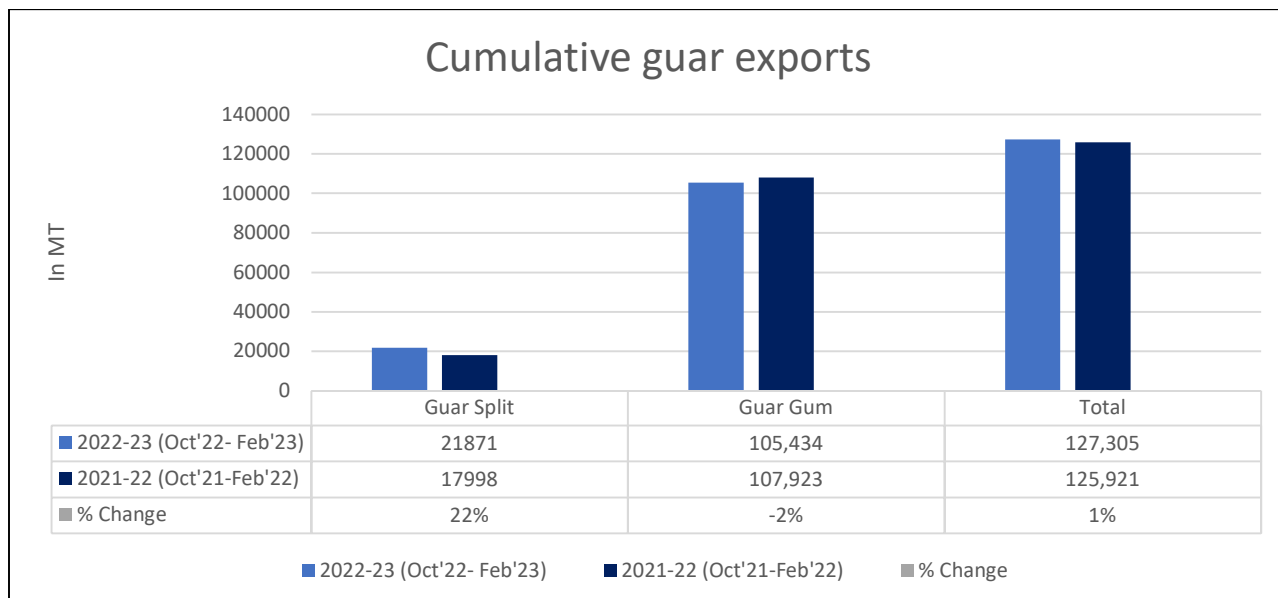
Guar Gum Exports: India's guar gum exports decreased in the month of February 2023 by 13% to 18,488 tonnes compared to 21,326 tonnes during previous month at an average FoB of US \$1,558 per tonne in the month of Feb '2023 as compared to US \$1,482 per tonne previous month. Further, the gum shipments were marginally down by 0.1% in Feb '2023 as compared to the corresponding year. Out of the total exported quantity, around 5,448 tonnes bought by USA,

Russia 3,726 tonnes, Germany 2,552 tonnes, Canada 936 tonnes, China 740 tonnes and Australia 770 tonnes.

COUNTRIES	Guar Gum Exported in Feb '23(MT)	Guar gum export (% Share)
USA	5448	29.47%
RUSSIA	3726	20.16%
GERMANY	2552	13.80%
CANADA	936	5.06%
CHINA	740	4.00%
AUSTRALIA	479	2.59%
BRAZIL	380	2.05%
DENMARK	357	1.93%
UK	346	1.87%
INDONESIA	322	1.74%
SAUDI ARABIA	287	1.56%
THAILAND	251	1.36%
SOUTH AFRICA	235	1.27%
POLAND	224	1.21%
ITALY	201	1.09%
OTHERS	2003	10.83%
TOTAL	18488	100%

Total Cumulative Guar Exports: In the Oct '22-Feb '23 Guar exports went up by 1% to 1.27 Lakh tonnes as compared to 1.25 Lakh tonnes previous year same period. Guar Gum went down by 2% while guar split went up by 22%.

Attributes	2022-23 (Oct'22- Feb'23)	2021-22 (Oct'21-Feb'22)	% Change
Guar Split	21871	17998	22%
Guar Gum	105,434	107,923	-2%
Total	127,305	125,921	1%



NCDEX Futures Market

NCDEX-FUTURES MARKET – Guar Seed									
Contract	% chg	Open	High	Low	Close	Volume	Change	OI	Change
Apr-23	+1.02	5,596	5,640	5,550	5,640	1,155	-6340	1390	-240
May-23	-0.30	5,665	5,667	5,573	5,617	22,145	-7835	72670	-895

NCDEX-FUTURES MARKET- Guar Gum									
Contract	% chg	Open	High	Low	Close	Volume	Change	OI	Change
Apr-23	+0.12	11420	11420	11281	11281	50	-3740	50	-235
May-23	+0.08	11488	11520	11350	11423	9955	-2865	46705	-955

Guar seed Stock Position:			
Stocks	Demat	In-Process	Total
	13-Apr-23	13-Apr-23	13-Apr-23
Bikaner	26110	311	26421

Deesa	0	0	0
Sri Ganganagar	927	0	927
Jodhpur	1445	0	1445
Nokha	0	0	0

Guar Gum Stock Position:			
Stocks	Demat	In-Process	Total
	13-Apr-23	13-Apr-23	13-Apr-23
Deesa	75	0	75
Bikaner	3204	0	3204
Jodhpur	16338	20	16358
Nokha	1147	30	1177
Sri Ganganagar	20	0	20

Churi and Korma Prices:		17-Apr-23
Commodity	Centre	Rs. /75 kg.
Churi	Jodhpur	2300
Korma	Jodhpur	3000

Guar seed EDD:					
	10-May-23	10-Jun-23	10-Jul-23	10-Aug-23	10-Sep-23
Bikaner	60	60	248	4334	1704
Deesa	-	-	-	-	-
Sri Ganganagar	-	-	70	161	369
Jodhpur	-	-	30	582	179
Nokha	-	-	-	-	-



Guar Gum EDD:					
	10-May-23	10-Jun-23	10-Jul-23	10-Aug-23	10-Sep-23
Deesa	-	-	-	-	75
Bikaner	60	190	624	378	329
Jodhpur	189	1283	875	2845	5318
Nokha	50	90	60	380	349
Sri Ganganagar	-	-	20	-	-

Guar Seed Prices at Key Spot Markets:					
Commodity	District	Centre	Prices (Rs/Qtl)		Change
Guar Seed			17-Apr-23	15-Apr-23	
Rajasthan	Jodhpur	Jodhpur (Loose)	5450	5360	90
		Jodhpur (Delivery)	5723	5628	95
	Sri-Ganganagar	Sri-Ganganagar (Loose)	5300	5235	65
		Sri-Ganganagar (Delivery)	5450	5385	65
		Rawla (Loose)	5375	5385	-10
		Gharsana (Loose)	5375	5385	-10
		Raisinghnagar (Loose)	NA	NA	-
	Bikaner	Bikaner (Loose)	5400	5400	Unch
		Bikaner (Delivery)	5670	5670	Unch
		Nokha (Loose)	5350	5350	Unch
		Nokha (Delivery)	5618	5618	Unch
		Khajuwala (Loose)	NA	5400	-
		Khajuwala (Delivery)	NA	5670	-
		Lunkaransar (Loose)	5350	5300	50
	Hanumangarh	Hanumangarh (Loose)	5200	5250	-50
		Hanumangarh (Delivery)	5460	5513	-53
		Nohar (Loose)	NA	NA	-
		Pilibanga (Loose)	5300	5350	-50
	Nagaur	Nagaur (Loose)	5360	5350	10
	Churu	Churu (Delivery)	5500	NR	-
	Alwar	Alwar (Loose)	5100	NR	-
Haryana	Hisar	Adampur (Loose)	5260	5300	-40
		Adampur (Delivery)	5523	5565	-42
	Bhiwani	Bhiwani (Delivery)	5525	5550	-25

	Sirsa	Siwani (Loose)	5470	5500	-30
		Sirsa (Loose)	5270	5250	20
		Dhabwali (Loose)	5300	5325	-25
		Dhabwali (Delivery)	5565	5591	-26
		Ellanabad (Loose)	5300	5325	-25
	Fatehabad	Fatehabad (Loose)	5250	5200	50
Gujarat	Banaskantha	Deesa (Loose)	NA	NA	-
	Patan	Patan (Loose)	NA	NA	-
	Rajkot	Rajkot (Loose)	5250	NA	-
	Jamnagar	Dhrol (Loose)	NA	NA	-
Madhya Pradesh	Gwalior	Dabra (Loose)	NA	NA	-
Guar Gum					
Rajasthan	Jodhpur	Jodhpur	11500	11500	Unch
	Alwar	Alwar	11600	NR	-
	Hanumangarh	Nohar	NA	NA	-
Haryana	Bhiwani	Bhiwani	11450	11550	-100
	Sirsa	Sirsa	11400	11400	Unch
		Dhabwali	11300	11400	-100
		Ellanabad	11400	11400	Unch
	Fatehabad	Fatehabad	11500	11500	Unch

Guar Seed Arrivals in Key Centers					
Commodity	District	Centre	Arrivals (Quintals)		Change
Guar Seed			17-Apr-23	15-Apr-23	
Rajasthan	Jodhpur	Jodhpur	NA	NA	-
	Sri-Ganganagar	Sri-Ganganagar	100	50	50
		Rawla	NA	NA	-
		Gharsana	NA	NA	-
		Raisinghnagar	NA	NA	-
	Bikaner	Bikaner	500	500	Unch
		Nokha	250	250	Unch
		Khajuwala	NA	250	-
		Lunkaransar	900	550	350
	Hanumangarh	Hanumangarh	20	50	-30
		Nohar	NA	NA	-
		Pilibanga	40	40	Unch
	Nagaur	Nagaur	90	100	-10
	Churu	Churu	NA	NR	-
	Alwar	Alwar	NA	NR	-

Haryana	Hisar	Adampur	600	500	100
	Bhiwani	Bhiwani	100	NA	-
		Siwani	800	400	400
	Sirsa	Sirsa	250	NA	-
		Dhabwali	30	50	-20
		Ellanabad	30	50	-20
	Fatehabad	Fatehabad	NA	NA	-
Gujarat	Banaskantha	Deesa	NA	NA	-
	Patan	Patan	NA	NA	-
	Rajkot	Rajkot	50	NA	-
	Jamnagar	Dhrol	NA	NA	-
Madhya Pradesh	Gwalior	Dabra	NA	NA	-
Total Arrivals/Above Markets			3510	2790	720

Disclaimer

The information and opinions contained in the document have been compiled from sources believed to be reliable. The company does not warrant its accuracy, completeness and correctness. Use of data and information contained in this report is at your own risk. This document is not, and should not be construed as, an offer to sell or solicitation to buy any commodities. This document may not be reproduced, distributed or published, in whole or in part, by any recipient hereof for any purpose without prior permission from the Company. IASL and its affiliates and/or their officers, directors and employees may have positions in any commodities mentioned in this document (or in any related investment) and may from time to time add to or dispose of any such commodities (or investment). Please see the detailed disclaimer at <http://www.agriwatch.com/Disclaimer.asp> © 2023 Indian Agribusiness Systems Limited.