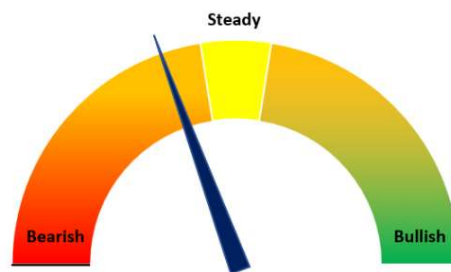


Today's Update

Today, the Jodhpur market was closed. In other cash markets, the guar seed traded with mixed sentiments.

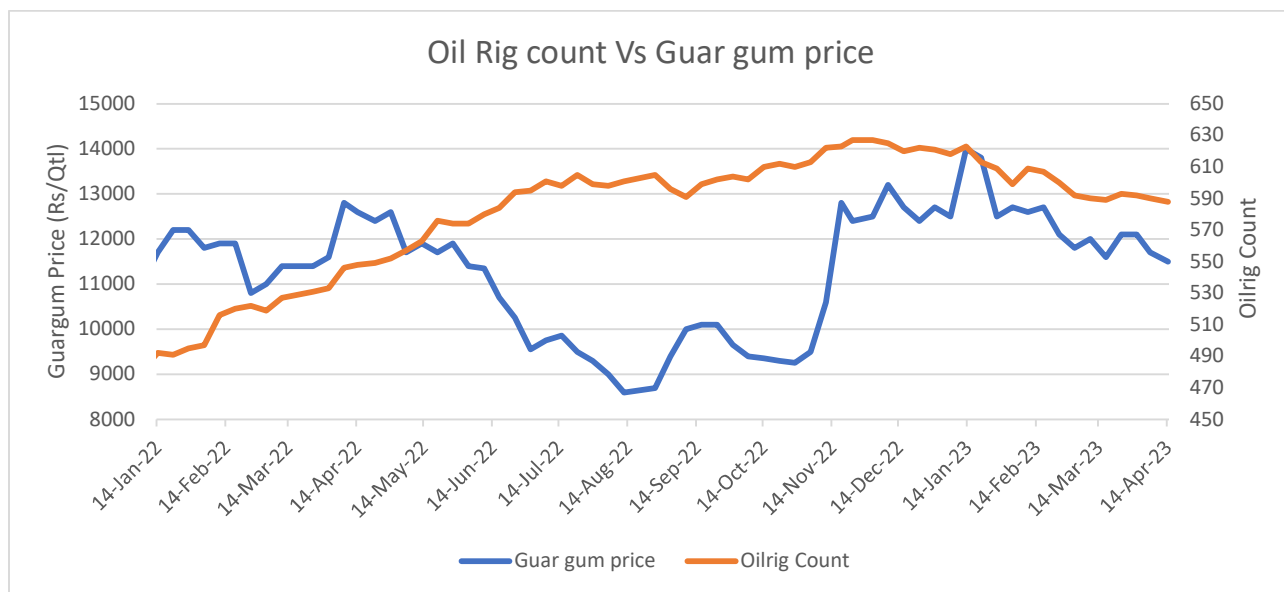
In Rajasthan, the arrivals went down to 1,430 qtl. Vs 1,680 qtl. previous day. In Haryana too, the arrivals went down to 910 qtl. Vs 1,110 qtl. previous day. The arrivals went down due to unfavorable weather conditions.



Jodhpur Guar seed delivery prices are expected to trade in the range of Rs. 5,500-5,800/Qtl. in near term amid the bearish sentiments in the market.

Oilrig Count

As on 14th Apr '2023, as per data released by Baker Hughes, the number of oilrigs decreased by 2 in USA at 588 during the week as compared to 590 the previous week. The guar gum prices also went down by 1.7% at INR 11,500 during the week as compared to INR 11,700 previous week.



WTI Crude Oil

Globally, the refinery intakes have been decreasing since November 2022 after reaching a peak, which is followed by heavy maintenance activities around February that further dampened demand. While US refiners have resumed operations, the refinery maintenance peaks in Asia are expected to continue to depress demand in the coming weeks. Despite the recent reopening of China, it has not been enough to reverse the downward trend in global refinery intakes. So, in the coming weeks, the crude oil prices are expected to go down amid the poor demand and therefore the guar gum is likely to trade with bearish sentiments.

WTI Crude oil 20th Apr '23	% Change
20th Apr '23	-1.29%
1 Week	-5.54%
Month till date	3.22%

Guar Exports: March 2023

Guar Split Exports: India's guar split exports went down in the month of Mar '2023 by 32% to 3,010 tonnes compared to 4,420 tonnes in Feb '23 at an average FoB of US \$1,646 per tonne in the month of Mar '23 compared to US

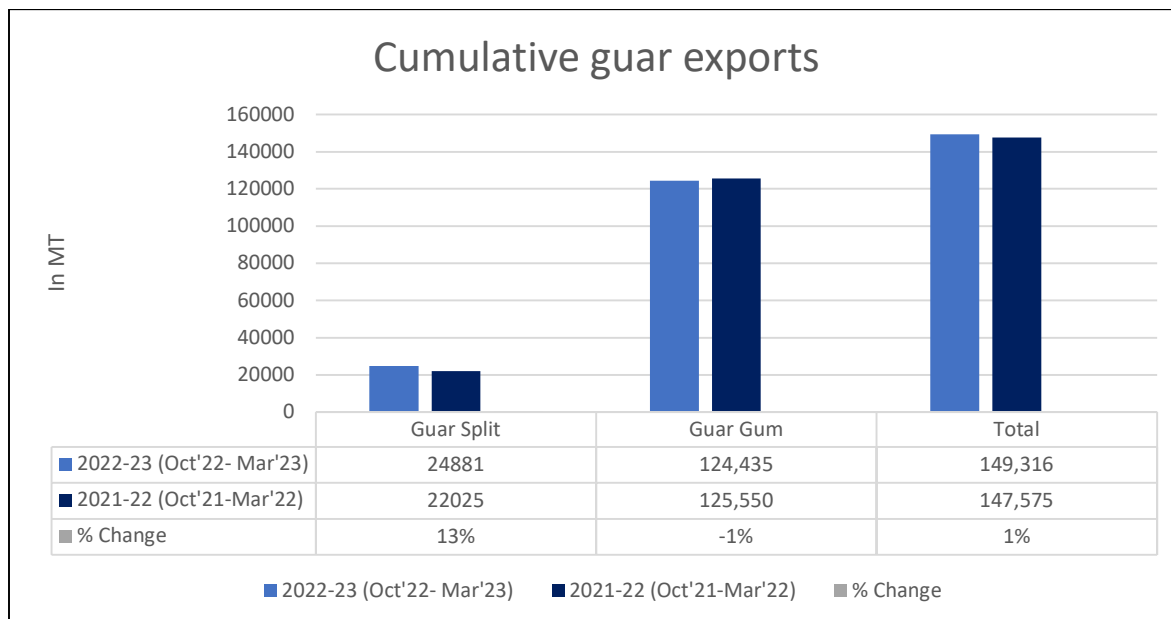
COUNTRIES	Guar Split Exported in Mar '23 (MT)	% Share
CHINA	2560	85.05%
ITALY	10	0.33%
NETHERLANDS	180	5.98%
SWITZERLAND	60	1.99%
USA	200	6.64%
TOTAL	3010	100%

\$1,843 per tonne previous month. The guar split shipments went down by 25% in Mar '23 compared to the same period last year. Of the total exported quantity, 2,560 tonnes bought by China, US 200 tonnes, Netherlands 180 tonnes, Switzerland 60 tonnes and Italy 10 tonnes.

Guar Gum Exports: India's guar gum exports increased in the month of March 2023 by 2.7% to 19,001 tonnes compared to 18,488 tonnes during February at an average FoB of US \$1,554 per tonne in the month of Mar '2023 as compared to US \$1,558 per tonne previous month. Further, the gum shipments went up by 8% in Mar '2023 as compared to the corresponding year. Out of the total exported quantity, around 3,051 tonnes bought by USA, Russia bought 2,980 tonnes, China 2,069, Germany 1,888 tonnes, Canada 1,181 tonnes, Australia 828 tonnes and Italy 816 tonnes.

COUNTRIES	Guar Gum Exported in Mar '23(MT)	Guar Gum export (% Share)
USA	3051	16.06%
RUSSIA	2980	15.68%
CHINA	2069	10.89%
GERMANY	1888	9.94%
CANADA	1181	6.21%
AUSTRALIA	828	4.36%
ITALY	816	4.29%
TURKEY	594	3.13%
NETHERLANDS	594	3.13%
INDONESIA	508	2.67%
THAILAND	425	2.24%
ARGENTINA	402	2.12%
BRAZIL	346	1.82%
FRANCE	323	1.70%
ALGERIA	320	1.68%
OTHERS	2676	14.09%
TOTAL	19001	100%

Total Cumulative Guar Exports: In the Oct '22- Mar '23 Guar exports went up by 1% to 1.49 Lakh tonnes as compared to 1.47 Lakh tonnes previous year same period. Guar Gum went down by 1% while guar split went up by 13%.


NCDEX Futures Market

NCDEX-FUTURES MARKET – Guar Seed									
Contract	% chg	Open	High	Low	Close	Volume	Change	OI	Change
May-23	+0.59	5,577	5,623	5,532	5,597	23,720	-3465	67585	-2640
Jun-23	+0.53	5,640	5,679	5,595	5,655	2,455	-645	6695	2000

NCDEX-FUTURES MARKET- Guar Gum									
Contract	% chg	Open	High	Low	Close	Volume	Change	OI	Change
May-23	+0.37	11220	11364	11080	11256	9955	-1700	43135	-1510
Jun-23	+0.21	11290	11478	11201	11367	2935	1340	3805	1405

Guar seed Stock Position:			
Stocks	Demat	In-Process	Total



	19-Apr-23	19-Apr-23	19-Apr-23
Bikaner	26320	0	26320
Deesa	0	0	0
Sri Ganganagar	927	0	927
Jodhpur	1445	0	1445
Nokha	0	0	0

Guar Gum Stock Position:			
Stocks	Demat	In-Process	Total
	19-Apr-23	19-Apr-23	19-Apr-23
Deesa	75	0	75
Bikaner	3204	0	3204
Jodhpur	16355	30	16385
Nokha	1147	30	1177
Sri Ganganagar	20	0	20

Churi and Korma Prices:		20-Apr-23
Commodity	Centre	Rs. /75 kg.
Churi	Jodhpur	2300
Korma	Jodhpur	3000

Guar seed EDD:					
	10-May-23	10-Jun-23	10-Jul-23	10-Aug-23	10-Sep-23
Bikaner	60	60	248	4334	1704
Deesa	-	-	-	-	-
Sri Ganganagar	-	-	70	161	369
Jodhpur	-	-	30	582	179



Nokha	-	-	-	-	-
-------	---	---	---	---	---

Guar Gum EDD:					
	10-May-23	10-Jun-23	10-Jul-23	10-Aug-23	10-Sep-23
Deesa	-	-	-	-	75
Bikaner	60	190	624	378	329
Jodhpur	189	1283	875	2845	5318
Nokha	50	90	60	380	349
Sri Ganganagar	-	-	20	-	-

Guar Seed Prices at Key Spot Markets:					
Commodity	District	Centre	Prices (Rs/Qtl)		Change
Guar Seed			20-Apr-23	19-Apr-23	
Rajasthan	Jodhpur	Jodhpur (Loose)	Closed	5350	-
		Jodhpur (Delivery)	Closed	5618	-
	Sri-Ganganagar	Sri-Ganganagar (Loose)	Closed	5225	-
		Sri-Ganganagar (Delivery)	Closed	5375	-
		Rawla (Loose)	5350	5375	-25
		Gharsana (Loose)	5350	5375	-25
		Raisinghnagar (Loose)	NA	NA	-
	Bikaner	Bikaner (Loose)	5350	5350	Unch
		Bikaner (Delivery)	5618	5618	Unch
		Nokha(Loose)	5300	5250	50
		Nokha (Delivery)	5565	5513	53
		Khajuwala (Loose)	NA	NA	-
		Khajuwala (Delivery)	NA	NA	-
		Lunkaransar (Loose)	5300	5200	100
	Hanumangarh	Hanumangarh (Loose)	5250	5200	50
		Hanumangarh (Delivery)	5513	5460	53
		Nohar (Loose)	NA	NA	-
		Pilibanga (Loose)	5200	5200	Unch
	Nagaur	Nagaur (Loose)	5325	5365	-40
	Churu	Churu (Delivery)	5400	5500	-100
	Alwar	Alwar (Loose)	5000	5100	-100



Haryana	Hisar	Adampur (Loose)	5300	5300	Unch
		Adampur (Delivery)	5565	5565	Unch
	Bhiwani	Bhiwani (Delivery)	5425	5470	-45
		Siwani (Loose)	5350	5350	Unch
	Sirsa	Sirsa (Loose)	5300	5220	80
		Dhabwali (Loose)	5170	5300	-130
		Dhabwali (Delivery)	5429	5565	-137
		Ellanabad (Loose)	5170	5300	-130
	Fatehabad	Fatehabad (Loose)	5200	5200	Unch
Gujarat	Banaskantha	Deesa (Loose)	NA	NA	-
	Patan	Patan (Loose)	5300	NA	-
	Rajkot	Rajkot (Loose)	5300	5350	-50
	Jamnagar	Dhrol (Loose)	NA	NA	-
Madhya Pradesh	Gwalior	Dabra (Loose)	NA	NA	-
Guar Gum					
Rajasthan	Jodhpur	Jodhpur	Closed	11200	-
	Alwar	Alwar	11400	11600	-200
	Hanumangarh	Nohar	NA	NA	-
Haryana	Bhiwani	Bhiwani	11200	11300	-100
	Sirsa	Sirsa	11300	11200	100
		Dhabwali	11100	11300	-200
		Ellanabad	11200	11400	-200
	Fatehabad	Fatehabad	11200	11500	-300

Guar Seed Arrivals in Key Centers					
Commodity	District	Centre	Arrivals (Quintals)		Change
Guar Seed			20-Apr-23	19-Apr-23	
Rajasthan	Jodhpur	Jodhpur	Closed	NA	-
	Sri-Ganganagar	Sri-Ganganagar	Closed	20	-
		Rawla	NA	NA	-
		Gharsana	NA	NA	-
		Raisinghnagar	NA	NA	-
	Bikaner	Bikaner	500	500	Unch
		Nokha	250	300	-50
		Khajuwala	NA	NA	-
		Lunkaransar	600	700	-100
	Hanumangarh	Hanumangarh	40	40	Unch
		Nohar	NA	NA	-
		Pilibanga	40	40	Unch

	Nagaur	Nagaur	110	80	30
	Churu	Churu	NA	NA	-
	Alwar	Alwar	NA	NA	-
Haryana	Hisar	Adampur	500	400	100
	Bhiwani	Bhiwani	NA	150	-
		Siwani	300	400	-100
	Sirsa	Sirsa	50	100	-50
		Dhabwali	30	30	Unch
		Ellanabad	30	30	Unch
	Fatehabad	Fatehabad	NA	NA	-
Gujarat	Banaskantha	Deesa	NA	NA	-
	Patan	Patan	2	NA	-
	Rajkot	Rajkot	120	30	90
	Jamnagar	Dhrol	NA	NA	-
Madhya Pradesh	Gwalior	Dabra	NA	NA	-
Total Arrivals/Above Markets			2572	2820	-248

Disclaimer

The information and opinions contained in the document have been compiled from sources believed to be reliable. The company does not warrant its accuracy, completeness and correctness. Use of data and information contained in this report is at your own risk. This document is not, and should not be construed as, an offer to sell or solicitation to buy any commodities. This document may not be reproduced, distributed or published, in whole or in part, by any recipient hereof for any purpose without prior permission from the Company. IASL and its affiliates and/or their officers, directors and employees may have positions in any commodities mentioned in this document (or in any related investment) and may from time to time add to or dispose of any such commodities (or investment). Please see the detailed disclaimer at <http://www.agriwatch.com/Disclaimer.asp> © 2023 Indian Agribusiness Systems Limited.