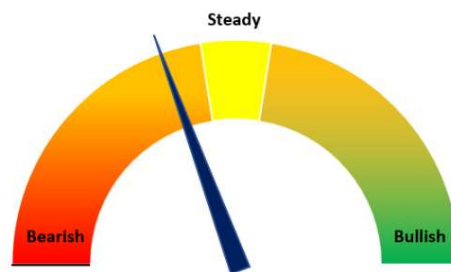


Today's Update

Today, the Jodhpur guar seed delivery prices went up by 1.5% at INR 5,702 as compared to INR 5,618. While in other cash markets, the guar seed traded with mixed sentiments.

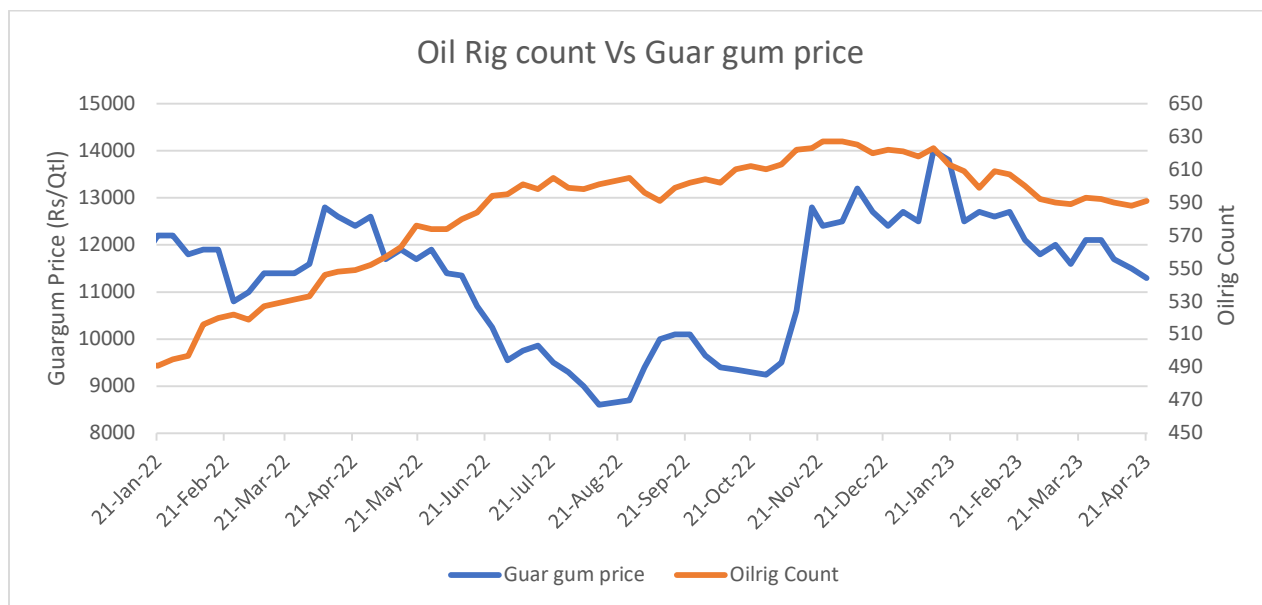
In Rajasthan, the arrivals went up to 2,430 Qtl. Vs 1,695 Qtl. previous day. In Haryana too, the arrivals went up to 1,610 Qtl. Vs 1,340 Qtl. previous day.

Jodhpur Guar seed delivery prices are expected to trade in the range of Rs. 5,500-5,800/Qtl. in near term amid the steady sentiments in the market.



Oilrig Count

As on 21st Apr '2023, as per data released by Baker Hughes, the number of oilrigs increased by 3 in USA at 591 during the week as compared to 588 the previous week. While the guar gum prices remained steady.



WTI Crude Oil

WTI Crude oil 25th Apr '23	% Change	
25th Apr '23		-1.12%
1 Week		0.69%
Month till date		3.57%

Guar Exports: March 2023

Guar Split Exports: India's guar split exports went down in the month of Mar '2023 by 32% to 3,010 tonnes compared to 4,420 tonnes in Feb '23 at an average FoB of US \$1,646 per tonne in the month of Mar '23 compared to US

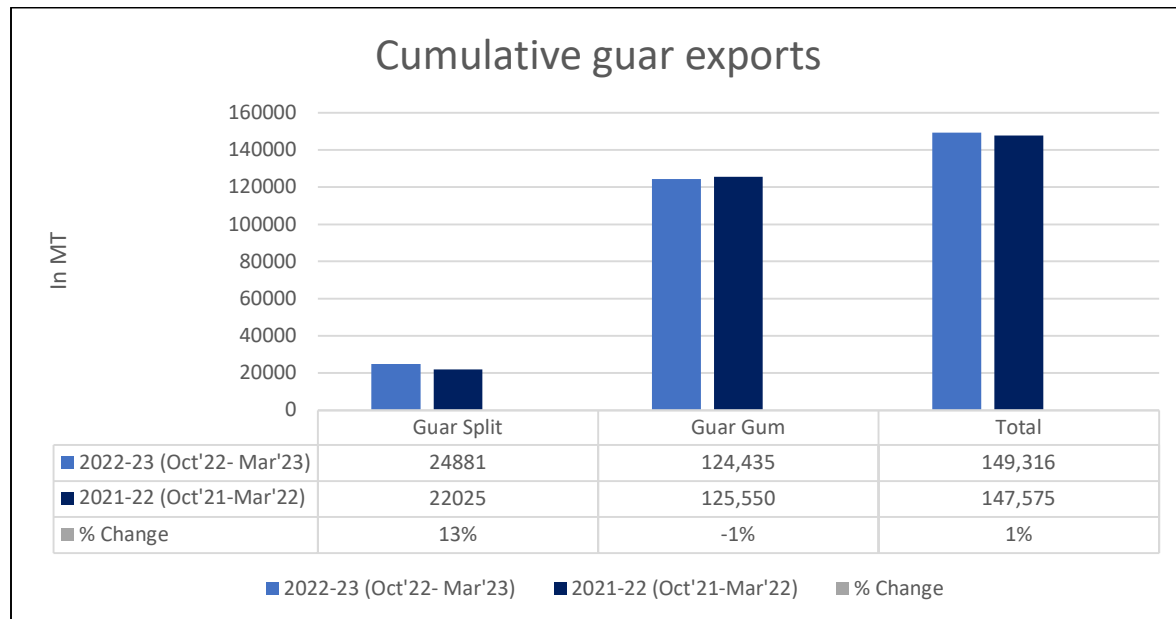
\$1,843 per tonne previous month. The guar split shipments went down by 25% in Mar '23 compared to the same period last year. Of the total exported quantity, 2,560 tonnes bought by China, US 200 tonnes, Netherlands 180 tonnes, Switzerland 60 tonnes and Italy 10 tonnes.

COUNTRIES	Guar Split Exported in Mar '23 (MT)	% Share
CHINA	2560	85.05%
ITALY	10	0.33%
NETHERLANDS	180	5.98%
SWITZERLAND	60	1.99%
USA	200	6.64%
TOTAL	3010	100%

Guar Gum Exports: India's guar gum exports increased in the month of March 2023 by 2.7% to 19,001 tonnes compared to 18,488 tonnes during February at an average FoB of US \$1,554 per tonne in the month of Mar '2023 as compared to US \$1,558 per tonne previous month. Further, the gum shipments went up by 8% in Mar '2023 as compared to the corresponding year. Out of the total exported quantity, around 3,051 tonnes bought by USA, Russia bought 2,980 tonnes, China 2,069, Germany 1,888 tonnes, Canada 1,181 tonnes, Australia 828 tonnes and Italy 816 tonnes.

COUNTRIES	Guar Gum Exported in Mar '23(MT)	Guar Gum export (% Share)
USA	3051	16.06%
RUSSIA	2980	15.68%
CHINA	2069	10.89%
GERMANY	1888	9.94%
CANADA	1181	6.21%
AUSTRALIA	828	4.36%
ITALY	816	4.29%
TURKEY	594	3.13%
NETHERLANDS	594	3.13%
INDONESIA	508	2.67%
THAILAND	425	2.24%
ARGENTINA	402	2.12%
BRAZIL	346	1.82%
FRANCE	323	1.70%
ALGERIA	320	1.68%
OTHERS	2676	14.09%
TOTAL	19001	100%

Total Cumulative Guar Exports: In the Oct '22- Mar '23 Guar exports went up by 1% to 1.49 Lakh tonnes as compared to 1.47 Lakh tonnes previous year same period. Guar Gum went down by 1% while guar split went up by 13%.



NCDEX Futures Market

NCDEX-FUTURES MARKET – Guar Seed									
Contract	% chg	Open	High	Low	Close	Volume	Change	OI	Change
May-23	+0.16	5,619	5,621	5,560	5,605	14,640	-3520	60895	-2305
Jun-23	+0.12	5,680	5,680	5,617	5,666	3,440	-1870	13270	2085

NCDEX-FUTURES MARKET- Guar Gum									
Contract	% chg	Open	High	Low	Close	Volume	Change	OI	Change
May-23	+0.23	11370	11370	11180	11304	7170	-835	39530	-985
Jun-23	+0.23	11445	11450	11310	11433	3065	-355	7880	1660



Guar seed Stock Position:			
Stocks	Demat	In-Process	Total
	24-Apr-23	24-Apr-23	24-Apr-23
Bikaner	26320	0	26320
Deesa	0	0	0
Sri Ganganagar	927	0	927
Jodhpur	1445	0	1445
Nokha	0	0	0

Guar Gum Stock Position:			
Stocks	Demat	In-Process	Total
	24-Apr-23	24-Apr-23	24-Apr-23
Deesa	75	0	75
Bikaner	3204	0	3204
Jodhpur	16299	10	16309
Nokha	1158	30	1188
Sri Ganganagar	20	0	20

Churi and Korma Prices:		25-Apr-23
Commodity	Centre	Rs. /75 kg.
Churi	Jodhpur	2500
Korma	Jodhpur	3000

Guar seed EDD:					
	10-May-23	10-Jun-23	10-Jul-23	10-Aug-23	10-Sep-23
Bikaner	60	60	248	4334	1704
Deesa	-	-	-	-	-

Sri Ganganagar	-	-	70	161	369
Jodhpur	-	-	30	582	179
Nokha	-	-	-	-	-

Guar Gum EDD:					
	10-May-23	10-Jun-23	10-Jul-23	10-Aug-23	10-Sep-23
Deesa	-	-	-	-	75
Bikaner	60	190	624	378	329
Jodhpur	189	1283	875	2845	5218
Nokha	50	90	60	380	349
Sri Ganganagar	-	-	20	-	-

Guar Seed Prices at Key Spot Markets:					
Commodity	District	Centre	Prices (Rs/Qtl)		Change
Guar Seed			25-Apr-23	24-Apr-23	
Rajasthan	Jodhpur	Jodhpur (Loose)	5430	5350	80
		Jodhpur(Delivery)	5702	5618	84
	Sri-Ganganagar	Sri-Ganganagar(Loose)	5200	5220	-20
		Sri-Ganganagar (Delivery)	5350	5370	-20
		Rawla (Loose)	5300	5370	-70
		Gharsana (Loose)	5300	5370	-70
		Raisinghnagar (Loose)	NA	NA	-
	Bikaner	Bikaner (Loose)	5350	5350	Unch
		Bikaner (Delivery)	5618	5618	Unch
		Nokha(Loose)	5450	5325	125
		Nokha (Delivery)	5723	5591	131
		Khajuwala (Loose)	5400	5400	Unch
		Khajuwala (Delivery)	5670	5670	Unch
		Lunkaransar (Loose)	5400	5300	100
	Hanumangarh	Hanumangarh (Loose)	5300	5200	100
		Hanumangarh (Delivery)	5565	5460	105
		Nohar (Loose)	NA	NA	-
		Pilibanga (Loose)	5200	5200	Unch

	Nagaur	Nagaur (Loose)	5310	5230	80
	Churu	Churu (Delivery)	5400	5400	Unch
	Alwar	Alwar (Loose)	5000	5000	Unch
Haryana	Hisar	Adampur (Loose)	5300	5300	Unch
		Adampur (Delivery)	5565	5565	Unch
	Bhiwani	Bhiwani (Delivery)	5400	5450	-50
		Siwani (Loose)	5600	5450	150
	Sirsa	Sirsa (Loose)	5270	NA	-
		Dhabwali (Loose)	5200	5200	Unch
		Dhabwali (Delivery)	5460	5460	Unch
		Ellanabad (Loose)	5200	5200	Unch
	Fatehabad	Fatehabad (Loose)	5300	5200	100
Gujarat	Banaskantha	Deesa (Loose)	5625	NA	-
	Patan	Patan (Loose)	NA	NA	-
	Rajkot	Rajkot (Loose)	5350	5310	40
	Jamnagar	Dhrol (Loose)	NA	NA	-
Madhya Pradesh	Gwalior	Dabra (Loose)	NA	NA	-
Guar Gum					
Rajasthan	Jodhpur	Jodhpur	11400	11300	100
	Alwar	Alwar	11400	11400	Unch
	Hanumangarh	Nohar	NA	NA	-
Haryana	Bhiwani	Bhiwani	11150	11200	-50
	Sirsa	Sirsa	11400	NA	-
		Dhabwali	11200	11200	Unch
		Ellanabad	11200	11200	Unch
	Fatehabad	Fatehabad	11400	11200	200

Guar Seed Arrivals in Key Centers					
Commodity	District	Centre	Arrivals (Quintals)		Change
Guar Seed			25-Apr-23	24-Apr-23	
Rajasthan	Jodhpur	Jodhpur	NA	NA	-
	Sri-Ganganagar	Sri-Ganganagar	30	50	-20
		Rawla	NA	NA	-
		Gharsana	NA	NA	-
		Raisinghnagar	NA	NA	-
	Bikaner	Bikaner	700	500	200
		Nokha	500	300	200
		Khajuwala	300	200	100
		Lunkaransar	600	500	100

	Hanumangarh	Hanumangarh	50	45	5
		Nohar	NA	NA	-
		Pilibanga	40	40	Unch
	Nagaur	Nagaur	210	60	150
	Churu	Churu	NA	NA	-
	Alwar	Alwar	NA	NA	-
Haryana	Hisar	Adampur	500	300	200
	Bhiwani	Bhiwani	100	80	20
		Siwani	800	900	-100
	Sirsa	Sirsa	150	NA	-
		Dhabwali	30	30	Unch
		Ellanabad	30	30	Unch
	Fatehabad	Fatehabad	NA	NA	-
Gujarat	Banaskantha	Deesa	NA	NA	-
	Patan	Patan	NA	NA	-
	Rajkot	Rajkot	50	60	-10
	Jamnagar	Dhrol	NA	NA	-
Madhya Pradesh	Gwalior	Dabra	NA	NA	-
Total Arrivals/Above Markets			4090	3095	995

Disclaimer

The information and opinions contained in the document have been compiled from sources believed to be reliable. The company does not warrant its accuracy, completeness and correctness. Use of data and information contained in this report is at your own risk. This document is not, and should not be construed as, an offer to sell or solicitation to buy any commodities. This document may not be reproduced, distributed or published, in whole or in part, by any recipient hereof for any purpose without prior permission from the Company. IASL and its affiliates and/or their officers, directors and employees may have positions in any commodities mentioned in this document (or in any related investment) and may from time to time add to or dispose of any such commodities (or investment). Please see the detailed disclaimer at <http://www.agriwatch.com/Disclaimer.asp> © 2023 Indian Agribusiness Systems Limited.